

**STATE OF ILLINOIS  
UNIVERSITY OF ILLINOIS  
COMPLIANCE EXAMINATION  
(In Accordance With the Single Audit Act  
and OMB Circular A-133)**

**Year Ended June 30, 2004  
Performed as Special Assistant Auditors  
for the Auditor General, State of Illinois**

**STATE OF ILLINOIS  
UNIVERSITY OF ILLINOIS  
COMPLIANCE EXAMINATION  
Year Ended June 30, 2004**

**TABLE OF CONTENTS**

	<b>PAGE</b>
<b>UNIVERSITY OFFICIALS</b> .....	iii
<b>MANAGEMENT ASSERTION LETTER</b> .....	iv
 <b>COMPLIANCE EXAMINATION</b>	
Compliance Report Summary .....	1
Auditor’s Reports:	
Independent Accountant’s Report on State Compliance and on Internal Control Over Compliance for State Compliance Purposes .....	3
Independent Auditor’s Report on Internal Control Over Financial Reporting and on Compliance and Other Matters Based on an Audit of Financial Statements Performed in Accordance With <i>Government Auditing Standards</i> .....	5
Independent Auditor’s Report on Compliance With Requirements Applicable to Each Major Program and on Internal Control Over Compliance and Schedule of Expenditures of Federal Awards in Accordance With OMB Circular A-133 .....	7
Schedule of Findings and Questioned Costs:	
Summary of Auditor’s Results .....	9
Current Findings:	
<i>Government Auditing Standards</i> .....	10
Federal Compliance.....	12
State Compliance.....	17
Prior Findings Not Repeated:	
<i>Government Auditing Standards</i> .....	23
Federal Compliance.....	23
State Compliance.....	23
Matrix of Prior Findings as Presented in the Compliance Audit Report for the Year Ended June 30, 2003 .....	25
Matrix of Current Findings Summarizing the Status of the 2004 Recommendations and University Responses.....	27

**STATE OF ILLINOIS  
UNIVERSITY OF ILLINOIS  
COMPLIANCE EXAMINATION  
Year Ended June 30, 2004**

**TABLE OF CONTENTS**

	<b>PAGE</b>
<b>FINANCIAL RELATED INFORMATION</b>	
Financial Related Information Summary .....	30
Financial Related Schedules:	
Schedule of Expenditures of Federal Awards .....	31
Attachment to Schedule of Expenditures of Federal Awards .....	84
Notes to Schedule of Expenditures of Federal Awards.....	208
 <b>OTHER REPORTS ISSUED BY CLIFTON GUNDERSON LLP AS SPECIAL ASSISTANT AUDITORS FOR THE AUDITOR GENERAL OF THE STATE OF ILLINOIS</b>	
Annual Financial Report of the University of Illinois for the Year Ended June 30, 2004, which is incorporated herein by reference	
Supplemental Financial Information Report for the Year Ended June 30, 2004, which is incorporated herein by reference	
Annual Financial Report of the University of Illinois Auxiliary Facilities System for the Year Ended June 30, 2004, which is incorporated herein by reference	
Annual Financial Report of the University of Illinois Health Services Facilities System for the Year Ended June 30, 2004, which is incorporated herein by reference	
Annual Financial Report of the Willard Airport Facility for the Year Ended June 30, 2004, which is incorporated herein by reference	

**STATE OF ILLINOIS  
UNIVERSITY OF ILLINOIS  
UNIVERSITY OFFICIALS  
Year Ended June 30, 2004**

James J. Stukel	President
Chester S. Gardner	Vice President for Academic Affairs
Stephen K. Rugg	Vice President for Administration
Michael B. Provenzano	Senior Associate Vice President for Business and Finance, through April 30, 2004
Douglas E. Beckmann	Senior Associate Vice President for Business and Finance, effective May 1, 2004
Michael B. Bass	Executive Assistant Vice President for Operations and External Relations
Richard O. Traver	Executive Director of University Audits
Thomas L. Gardner	Assistant Vice President for Business and Finance at Chicago
John Conner	Assistant Vice President for Business and Finance at Springfield
Kathe M. Shinham	Assistant Vice President for Business and Finance at Urbana-Champaign
David L. Chicoine	Vice President for Economic Development and Corporate Relations
Sally A. Pelg	Executive Director of University Accounting and Financial Reporting

Administrative offices are located at:

Central Administration  
238 Henry Administration Building  
506 South Wright Street  
Urbana, Illinois 61801

Chicago Campus  
809 South Marshfield  
Room 608  
Chicago, Illinois 60612

Springfield Campus  
Building Services Building  
Room 59  
Springfield, Illinois 62794-9243

Urbana-Champaign Campus  
104 Coble Hall  
801 South Wright Street  
Champaign, Illinois 61820

# UNIVERSITY OF ILLINOIS

Chicago • Springfield • Urbana-Champaign

Office of Business and Financial Services  
238 Henry Administration Building, MC-356  
506 South Wright Street  
Urbana, IL 61801


October 15, 2004

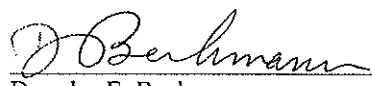
Clifton Gunderson LLP  
301 SW Adams Street, Suite 900  
P.O. Box 1835  
Peoria, IL 61656-1835


We are responsible for the identification of, and compliance with, all aspects of laws, regulations, contracts, or grants that could have a material effect on the operations of the University. We are responsible for and we have established and maintained an effective system of, internal controls over compliance requirements. We have performed an evaluation of the University's compliance with the following assertions during the year ended June 30, 2004. Based on this evaluation, we assert that during the year ended June 30, 2004, the University has materially complied with the assertions below.

- A. The University has obligated, expended, received and used public funds of the State in accordance with the purpose for which such funds have been appropriated or otherwise authorized by law.
- B. The University has obligated, expended, received and used public funds of the State in accordance with any limitations, restrictions, conditions or mandatory directions imposed by law upon such obligation, expenditure, receipt or use.
- C. The University has complied, in all material respects, with applicable laws and regulations, including the State uniform accounting system, in its financial and fiscal operations.
- D. The State revenues and receipts collected by the University are in accordance with applicable laws and regulations and the accounting and recordkeeping of such revenues and receipts is fair, accurate and in accordance with law.
- E. The money or negotiable securities or similar assets handled by the University on behalf of the State or held in trust by the University have been properly and legally administered, and the accounting and recordkeeping relating thereto is proper, accurate and in accordance with law.

  
James J. Stukel  
President

  
Stephen K. Rigg, Comptroller  
Vice President for Administration

  
Douglas E. Beckmann  
Senior Associate Vice President  
For Business and Finance

  
Thomas R. Bearrows  
University Counsel

**STATE OF ILLINOIS  
UNIVERSITY OF ILLINOIS  
COMPLIANCE REPORT SUMMARY  
Year Ended June 30, 2004**

The compliance testing performed during this examination was conducted in accordance with *Government Auditing Standards* and in accordance with the Illinois State Auditing Act.

**Auditor's Reports**

The Independent Accountant's Report on State Compliance, on Internal Control Over Compliance, and on Supplementary Information for State Compliance Purposes does not contain scope limitations, disclaimers, or other significant nonstandard language.

**Summary of Findings**

<u>Number of</u>	<u>This Report</u>	<u>Prior Report</u>
Findings	8	7
Repeated findings	2	1
Prior recommendations implemented or not repeated	5	5

Details of the findings are presented in a separately tabbed report section.

A summary of current findings is located in the Matrix of Current Findings Summarizing the Status of the 2004 Recommendations and University Responses.

A summary of prior year audit findings is located in the Matrix of Prior Findings as Presented in the Compliance Audit Report for the Year Ended June 30, 2003.

**Exit Conference**

The findings and recommendations appearing in this report were discussed with management of the University on November 18, 2004, and the responses were provided by University personnel for publication by Kathe M. Shinham, Assistant Vice President for Business and Finance at Urbana-Champaign.

The following individuals participated in the exit conference:

**University of Illinois**

Michael B. Bass	Executive Assistant Vice President for Operations and External Relations
Douglas E. Beckmann	Senior Associate Vice President for Business and Finance
Thomas L. Gardner	Assistant Vice President for Business and Finance at Chicago
Mike Godsell	Assistant Director of Financial Services
Ellen Hamilton	Director Real Estate
Janier Koss	Executive Assistant
Dennis McConaha	Assistant Director of Real Estate

**STATE OF ILLINOIS  
UNIVERSITY OF ILLINOIS  
COMPLIANCE REPORT SUMMARY  
Year Ended June 30, 2004**

**University of Illinois** (Continued)

Sally A. Pelg	Executive Director of University Accounting and Financial Reporting
Kathe M. Shinham	Assistant Vice President for Business and Finance at Urbana-Champaign
Denise Stanley	Assistant Director Financial Services
Richard O. Traver	Executive Director of University Audits
Ginger Velazquez	Assistant Director of Business and Finance
John Ward	Director Grants and Contracts at Chicago
Kay Williams	Associate Director Grants and Contracts at Urbana-Champaign

**Clifton Gunderson LLP**

Jeffrey Bonick	Partner
Stephen R. Cappellin	Senior Manager
Todd Etheridge	Senior Manager
Paulette Hurd	Senior Manager
Danette Rohne	Manager
Hope Wheeler	Senior Manager

**Sulaski & Webb - Subcontractor**

Dawn Carlson	Manager
--------------	---------

**Office of the Auditor General**

Karen Appelbaum	Audit Manager
-----------------	---------------

**Independent Accountant's Report on State Compliance  
and on Internal Control Over Compliance  
for State Compliance Purposes**

Honorable William G. Holland  
Auditor General  
State of Illinois

**Compliance**

As Special Assistant Auditors for the Auditor General, we have examined the University of Illinois' compliance with the requirements listed below, as more fully described in the Audit Guide for Financial Audits and Compliance Attestation Engagements of Illinois State Agencies (Audit Guide) as adopted by the Auditor General, during the year ended June 30, 2004. The management of the University of Illinois is responsible for compliance with these requirements. Our responsibility is to express an opinion on the University of Illinois' compliance based on our examination.

- A. The University of Illinois has obligated, expended, received, and used public funds of the State in accordance with the purpose for which such funds have been appropriated or otherwise authorized by law.
- B. The University of Illinois has obligated, expended, received, and used public funds of the State in accordance with any limitations, restrictions, conditions, or mandatory directions imposed by law upon such obligation, expenditure, receipt, or use.
- C. The University of Illinois has complied, in all material respects, with applicable laws and regulations, including the State uniform accounting system, in its financial and fiscal operations.
- D. The State revenues and receipts collected by the University of Illinois are in accordance with applicable laws and regulations and the accounting and recordkeeping of such revenues and receipts is fair, accurate, and in accordance with law.
- E. Money or negotiable securities or similar assets handled by the University of Illinois on behalf of the State or held in trust by the University of Illinois have been properly and legally administered and the accounting and recordkeeping relating thereto is proper, accurate, and in accordance with law.

Our examination was conducted in accordance with attestation standards established by the American Institute of Certified Public Accountants; the standards applicable to attestation engagements contained in *Government Auditing Standards*, issued by the Comptroller General of the United States; the Illinois State Auditing Act (Act); and the Audit Guide as adopted by the Auditor General pursuant to the Act; and, accordingly, included examining, on a test basis, evidence about the University of Illinois' compliance with those requirements and performing such other procedures as we considered necessary in the circumstances. We believe that our examination provides a reasonable basis for our opinion. Our examination does not provide a legal determination on the University of Illinois' compliance with specified requirements.



In our opinion, the University of Illinois complied, in all material respects, with the aforementioned requirements during the year ended June 30, 2004. However, the results of our procedures disclosed instances of noncompliance with those requirements, which are required to be reported in accordance with criteria established by the Audit Guide, issued by the Illinois Office of the Auditor General and which are described in the accompanying schedule of State findings and questioned costs as findings 04-5, 04-6, 04-7, and 04-8. As required by the Audit Guide, immaterial findings relating to instances of noncompliance excluded from this report have been reported in a separate letter to your office.

### **Internal Control**

The management of the University of Illinois is responsible for establishing and maintaining effective internal control over compliance with the requirements of laws and regulations. In planning and performing our examination, we considered the University of Illinois' internal control over compliance with the aforementioned requirements in order to determine our examination procedures for the purpose of expressing our opinion on compliance and to test and report on internal control over compliance in accordance with the Audit Guide, issued by the Illinois Office of the Auditor General.

Our consideration of internal control over compliance with the aforementioned requirements would not necessarily disclose all matters in internal control that might be material weaknesses. A material weakness is a condition in which the design or operation of one or more internal control components does not reduce to a relatively low level the risk that noncompliance with applicable requirements of laws and regulations that would be material in relation to one or more of the aforementioned requirements being examined may occur and not be detected within a timely period by employees in the normal course of performing their assigned functions. We noted no matters involving internal control over compliance that we consider to be material weaknesses. As required by the Audit Guide, immaterial findings relating to internal control deficiencies excluded from this report have been reported in a separate letter to your office.

This report is intended solely for the information and use of the Auditor General, the General Assembly, the Legislative Audit Commission, the Governor, and agency management, and is not intended to be and should not be used by anyone other than these specified parties.

*Clifton Gundersen LLP*

Peoria, Illinois  
October 15, 2004



**Independent Auditor's Report on Internal Control Over  
Financial Reporting and on Compliance and Other Matters  
Based on an Audit of Financial Statements Performed  
in Accordance with *Government Auditing Standards***

Honorable William G. Holland  
Auditor General  
State of Illinois

As Special Assistant Auditors for the Auditor General, we have audited the financial statements of the business-type activities and the aggregate discretely presented component units of the University of Illinois, as of and for the year ended June 30, 2004, which collectively comprise the University of Illinois' basic financial statements and the financial statements of the University of Illinois Auxiliary Facilities System, the University of Illinois Willard Airport Facility, and the University of Illinois Health Services Facilities System as of and for the year ended June 30, 2004, and have issued our reports thereon dated October 15, 2004. We conducted our audits in accordance with auditing standards generally accepted in the United States of America and the standards applicable to financial audits contained in *Government Auditing Standards*, issued by the Comptroller General of the United States.

**Internal Control Over Financial Reporting**

In planning and performing our audits, we considered the University of Illinois' internal control over financial reporting in order to determine our auditing procedures for the purpose of expressing our opinion on the financial statements and not to provide an opinion on the internal control over financial reporting. However, we noted certain matters involving the internal control over financial reporting and its operation that we consider to be reportable conditions. Reportable conditions involve matters coming to our attention relating to significant deficiencies in the design or operation of the internal control over financial reporting that, in our judgment, could adversely affect the University of Illinois' ability to record, process, summarize, and report financial data consistent with the assertions of management in the financial statements. Reportable conditions are described in the accompanying schedule of findings and questioned costs as items 04-1 and 04-2.

A material weakness is a reportable condition in which the design or operation of one or more of the internal control components does not reduce to a relatively low level the risk that misstatements caused by error or fraud in amounts that would be material in relation to the financial statements being audited may occur and not be detected within a timely period by employees in the normal course of performing their assigned functions. Our consideration of the internal control over financial reporting would not necessarily disclose all matters in the internal control that might be reportable conditions and, accordingly, would not necessarily disclose all reportable conditions that are also considered to be material weaknesses. However, of the reportable conditions described above, we consider item 04-1 to be a material weakness.

We also noted certain deficiencies in the design or operation of internal control over financial reporting which do not meet the criteria for reporting herein and which are reported as State compliance findings in the schedule of findings. We also noted certain immaterial instances of internal control deficiencies, which we have reported to management of the University of Illinois in a separate letter dated October 15, 2004.

### **Compliance and Other Matters**

As part of obtaining reasonable assurance about whether the University of Illinois' financial statements are free of material misstatement, we performed tests of its compliance with certain provisions of laws, regulations, contracts, and grant agreements, noncompliance with which could have a direct and material effect on the determination of financial statement amounts. However, providing an opinion on compliance with those provisions was not an objective of our audit and, accordingly, we do not express such an opinion. The results of our tests disclosed no instances of noncompliance or other matters that are required to be reported under *Government Auditing Standards*. However, we noted certain matters which are reported as State compliance findings in the schedule of findings. We also noted certain other matters which we have reported to management of the University of Illinois, Auxiliary Facilities System, the University of Illinois Willard Airport Facility, and the University of Illinois Health Services Facilities System in a separate letter dated October 15, 2004.

This report is intended solely for the information and use of the Auditor General, the General Assembly, the Legislative Audit Commission, the Governor, agency management, and federal awarding agencies and pass-through entities and is not intended to be and should not be used by anyone other than these specified parties.

*Clifton Gundersen LLP*

Peoria, Illinois  
October 15, 2004



**Independent Auditor's Report on Compliance With  
Requirements Applicable to Each Major Program and on  
Internal Control Over Compliance and Schedule of Expenditures  
of Federal Awards in Accordance With OMB Circular A-133**

Honorable William G. Holland  
Auditor General  
State of Illinois

**Compliance**

We have audited the compliance of the University of Illinois with the types of compliance requirements described in the *U.S. Office of Management and Budget (OMB) Circular A-133 Compliance Supplement*, that are applicable to each of its major federal programs for the year ended June 30, 2004. The University of Illinois' major federal programs are identified in the summary of auditor's results section of the accompanying schedule of findings and questioned costs. Compliance with the requirements of laws, regulations, contracts, and grants applicable to each of its major federal programs is the responsibility of the University of Illinois' management. Our responsibility is to express an opinion on the University of Illinois' compliance based on our audit.

We conducted our audit of compliance in accordance with auditing standards generally accepted in the United States of America; the standards applicable to financial audits contained in *Government Auditing Standards*, issued by the Comptroller General of the United States; and OMB Circular A-133, *Audits of States, Local Governments, and Non-Profit Organizations*. Those standards and OMB Circular A-133 require that we plan and perform the audit to obtain reasonable assurance about whether noncompliance with the types of compliance requirements referred to above that could have a direct and material effect on a major federal program occurred. An audit includes examining, on a test basis, evidence about the University of Illinois' compliance with those requirements and performing such other procedures as we considered necessary in the circumstances. We believe that our audit provides a reasonable basis for our opinion. Our audit does not provide a legal determination of the University of Illinois' compliance with those requirements.

In our opinion, the University of Illinois complied, in all material respects, with the requirements referred to above that are applicable to each of its major federal programs for the year ended June 30, 2004. However, the results of our auditing procedures disclosed instances of noncompliance with those requirements, which are required to be reported in accordance with OMB Circular A-133 and which are described in the accompanying schedule of findings and questioned costs as items 04-3 and 04-4.

**Internal Control Over Compliance**

The management of the University of Illinois is responsible for establishing and maintaining effective internal control over compliance with the requirements of laws, regulations, contracts, and grants applicable to federal programs. In planning and performing our audit, we considered the University of Illinois' internal control over compliance with requirements that could have a direct and material effect on a major federal program in order to determine our auditing procedures for the purpose of expressing our opinion on compliance and to test and report on the internal control over compliance in accordance with OMB Circular A-133.

We noted certain matters involving the internal control over compliance and its operation that we consider to be reportable conditions. Reportable conditions involve matters coming to our attention relating to significant deficiencies in the design or operation of the internal control over compliance that, in our judgment, could adversely affect the University of Illinois' ability to administer a major federal program in accordance with the applicable requirements of laws, regulations, contracts, and grants. Reportable conditions are described in the accompanying schedule of findings and questioned costs as items 04-3 and 04-4.

A material weakness is a reportable condition in which the design or operation of one or more of the internal control components does not reduce to a relatively low level the risk that noncompliance with the applicable requirements of laws, regulations, contracts, and grants caused by error or fraud that could be material in relation to a major federal program being audited may occur and not be detected within a timely period by employees in the normal course of performing their assigned functions. Our consideration of the internal control over compliance would not necessarily disclose all matters in the internal control that might be reportable conditions and, accordingly, would not necessarily disclose all reportable conditions that are also considered to be material weaknesses. However, of the reportable conditions described above, we consider item 04-4 to be a material weakness.

### **Schedule of Expenditures of Federal Awards**

We have audited the financial statements of the business-type activities and the aggregate discretely presented component units of the University of Illinois as of and for the year ended June 30, 2004, and have issued our report thereon dated October 15, 2004. Our audit was performed for the purpose of forming opinions on the financial statements that collectively comprise the University of Illinois' basic financial statements. The accompanying schedule of expenditures of federal awards is presented for purposes of additional analysis as required by OMB Circular A-133 and is not a required part of the basic financial statements. Such information has been subjected to the auditing procedures applied in the audit of the basic financial statements and, in our opinion, is fairly stated, in all material respects, in relation to the basic financial statements taken as a whole.

This report is intended solely for the information and use of the Auditor General, the General Assembly, the Legislative Audit Commission, the Governor, agency management, and federal awarding agencies and pass-through entities and is not intended to be and should not be used by anyone other than these specified parties.

*Clifton Gundersen LLP*

Peoria, Illinois  
October 15, 2004

**STATE OF ILLINOIS  
UNIVERSITY OF ILLINOIS  
SCHEDULE OF FINDINGS AND QUESTIONED COSTS  
Year Ended June 30, 2004**

**Summary of Auditor's Results**

June 30, 2004 Financial Statements

Type of auditor's report issued: Unqualified

Internal control over financial reporting:

- Material weakness(es) identified?  Yes  No
- Reportable condition(s) identified that are not considered to be material weaknesses?  Yes  None reported

Noncompliance material to financial statements noted?  Yes  No

Federal Awards

Internal control over major programs:

- Material weakness(es) identified?  Yes  No
- Reportable condition(s) identified that are not considered to be material weaknesses?  Yes  None reported

Type of auditor's report issued on compliance for major programs: Unqualified

Any audit findings disclosed that are required to be reported in accordance with Section 510 (a) of Circular A-133?  Yes  No

<u>Identification of major programs: CFDA Number(s)</u>	<u>Name of Federal Program or Cluster</u>
<u>Cluster</u>	<u>Research and Development</u>
<u>Cluster</u>	<u>Student Financial Aid</u>
<u>Cluster</u>	<u>Child Care</u>
<u>93.994</u>	<u>Maternal and Child Health Services</u>
<u>97.005</u>	<u>State and Local Homeland Security</u>
	<u>Training Program</u>
<u>93.263</u>	<u>Occupational Safety and Health</u>
	<u>Training Grants</u>

Dollar threshold used to distinguish between Type A and Type B programs: \$3,000,000

Auditee qualified as low-risk auditee?  Yes  No

**STATE OF ILLINOIS  
UNIVERSITY OF ILLINOIS  
SCHEDULE OF FINDINGS AND QUESTIONED COSTS  
Year Ended June 30, 2004**

**CURRENT FINDINGS - GOVERNMENT AUDITING STANDARDS**

**04-1 Finding: Bank Reconciliation Process (University Wide)**

During our audit testing, we noted numerous reconciling items on a student loan collection account that were left unresolved. We also noted a payroll bank account that was not reconciled on a timely basis.

The fiscal year end bank account reconciliation for the student loan collection account contained several reconciling items with a net value of \$2,079,478. These reconciling items should have triggered adjustments to the accounting system. Instead they were carried forward as reconciling items from month to month, with items dating back to July 2003. In addition, the fiscal year end consolidated payroll account reconciliation with a book balance of (\$6,605,640) was not reconciled until September 2004.

Effective internal control policies require all transactions be recorded in the accounting system in a timely manner and bank account reconciliations be performed and reviewed on a timely basis.

University personnel stated that an inadequate review process for certain bank reconciliations did not identify that reconciling items were not investigated and corrected or that some reconciliations were not being completed timely.

Failure to properly record cash transactions in a timely manner may result in inaccurate financial statement information. Additionally, inaccurate information may mislead management in analyzing cash flow and cash availability of the University. Improprieties involving cash accounts could also go unnoticed until the reconciliation is completed. (Finding Code No. 04-1)

**Recommendation:**

We recommend the University research and resolve all reconciling items on a timely basis. We also recommend the University establish procedures to review reconciliations in a timely manner to ensure they are being performed on a timely basis and to assist in resolving reconciling items as they occur.

**University Response:**

We concur.

The Banner implementation required new techniques to access and analyze data required to reconcile the various memo banks. In addition, certain procedures inherent in UFAS processing did not translate to Banner. University Accounting and Financial Reporting (UAFR) staff has identified the procedural problems that created the reconciling items on the student loan collection account and implemented new procedures to accurately post all student loan transactions. Special reporting has been developed and the reconciliation has been completed.

UAFR has reconciliation procedures in place that require timely reconciliation of all bank accounts and the subsequent resolution of all reconciling items. UAFR has a monthly checklist to track the completion of bank reconciliations, including follow up on reconciling items. This checklist is reviewed by the supervising managers.

**STATE OF ILLINOIS  
UNIVERSITY OF ILLINOIS  
SCHEDULE OF FINDINGS AND QUESTIONED COSTS  
Year Ended June 30, 2004**

**CURRENT FINDINGS - GOVERNMENT AUDITING STANDARDS**

**04-2 Finding: Gifts in Kind (University - Chicago Campus)**

During our audit testing, we noted an instance in which University personnel did not record a land donation on a timely basis.

During our testing of capital asset additions for the fiscal year ended June 30, 2004, we noted a \$2,400,000 land gift to the University, which occurred in fiscal year 2002, but was not recorded on the University's accounting system until fiscal year 2004.

Generally accepted accounting principles require that gifts in kind be recorded at fair market value on the date of the transfer of economic benefit.

Per University management, the failure to record the land donation in the appropriate fiscal year was due to untimely filing of supporting information with Property Accounting by the Chicago Campus' Real Estate Planning and Services Office, which was an oversight by University personnel.

Failure to properly record gifts in kind on a timely basis results in inaccurate financial statement information being reported to financial statement users. (Finding Code No. 04-2)

**Recommendation:**

We recommend that the University review its procedures regarding gifts in kind to ensure that documentation is submitted in a timely manner so that gifts in kind will be recorded in the University's accounting system on a timely basis.

**University Response:**

We concur. The Real Estate Planning and Services Offices understand the requirements for timely recording of all acquisitions of real estate and will coordinate their efforts with Accounting to ensure timely recording of real estate gifts and other acquisitions.



**STATE OF ILLINOIS  
UNIVERSITY OF ILLINOIS  
SCHEDULE OF FINDINGS AND QUESTIONED COSTS  
Year Ended June 30, 2004**

**CURRENT FINDINGS - FEDERAL COMPLIANCE**

**04-3 Finding: Compliance With Funding Requirements - Statement of Appointments  
(University - Chicago Campus)**

Federal Agency: Centers for Disease Control and Prevention, Department of Health and Human Services  
Program Name: Occupational Safety and Health Training Grants  
Grant: CCT510424-09  
CFDA #: 93.263  
Questioned Costs: None

Statements of Appointments were not completed properly as required by the grant agreement.

In the prior year audit we noted that Statements of Appointments were not being completed correctly. To ensure the Statements of Appointments are being completed correctly for this audit we reviewed the Statements of Appointment for all 65 students included in the University's November 19, 2003 report submitted to the Centers for Disease Control and Prevention, Department of Health and Human Services.

Of the 65 students reviewed, 16 were not actual trainees that required a Statement of Appointment form. Of the remaining 49 students, 25 students did not have a Statement of Appointment completed and 20 students did not have a Statement of Appointment completed timely.

The report we used to review Statement of Appointments was completed in November 2003 approximately the same time the University received our prior audit findings. The 25 students that did not have a Statement of Appointment had already left the program and it would not have been efficient for the University to track them all down to have them sign the Statements of Appointment for a traineeship that had been completed. The other 20 students were filling out their Statements of Appointment retroactively after the University had received our prior year audit finding.

The Department of Health and Human Services requires the completion of a Statement of Appointment Trainee form for each Trainee receiving grant support. The form must be completed and submitted within 30 days of the appointment. In addition, Trainee appointments can be made for no more than 12 months nor less than 9 months.

University personnel stated the improperly completed Statements of Appointments resulted from a lack of training and communication related to the requirements contained in the grant awards for these items.

**STATE OF ILLINOIS  
UNIVERSITY OF ILLINOIS  
SCHEDULE OF FINDINGS AND QUESTIONED COSTS  
Year Ended June 30, 2004**

**CURRENT FINDINGS - FEDERAL COMPLIANCE**

**04-3 Finding: Compliance With Funding Requirements - Statement of Appointments  
(University - Chicago Campus) (Continued)**

Failure to comply with the general requirements of the Notice of Award could jeopardize future funding. (Finding Code Nos. 04-3, 03-4)

**Recommendation:**

We recommend that the University follow through with the oversight procedures developed to ensure that all Statements of Appointments follow the guidelines that are set out in the Notice of Award.

**University Response:**

We concur. We will continue to follow up to ensure adherence to grant guidelines.

**STATE OF ILLINOIS  
UNIVERSITY OF ILLINOIS  
SCHEDULE OF FINDINGS AND QUESTIONED COSTS  
Year Ended June 30, 2004**

**CURRENT FINDINGS - FEDERAL COMPLIANCE**

**04-4 Finding: Operation of Unauthorized Storeroom (University - Chicago Campus)**

Federal Program: All Chicago Campus Programs  
Minimum Known Questioned Costs: \$225,537  
Additional Questioned Costs: Unknown

The biochemistry department was operating a storeroom that was not approved by the University and was not following University policies and procedures.

In June 2003, the University was notified of an unauthorized storeroom that was operating out of the biochemistry department and was not following University policies and procedures. This storeroom had different procedures for the biochemistry department and the non-biochemistry departments. We analyzed these procedures separately. Our analysis covered fiscal years ended June 30, 2001 through June 30, 2004.

For the non-biochemistry departments, the storeroom manager would accumulate the total dollar amount of items removed from the storeroom by department, charge them a 15% mark-up cost, and prepare an internal billing sheet for the individual departments. The internal billing sheet would be sent to each department for them to complete the account codes to be charged and submit it to accounting for input into UFAS, the University's accounting system. The actual direct charges to each Federal grant for non-biochemistry departments appear to be allowable as the departmental personnel determined which grant should be charged; however, we did not verify charges for non-biochemistry departments. Based upon the financial information provided to us by University personnel, the questioned costs related to non-biochemistry department charges are the 15% mark-up and the indirect costs associated to those mark-ups. These questioned costs total \$192,796.

The process used by the storeroom for biochemistry staff was to maintain a handwritten log of storeroom activity by principal investigator. Purchases made to stock the storeroom were recorded as an expense by grant in the University's accounting system; however, items signed out from the storeroom were recorded in the handwritten log and not entered into the University's accounting system.

To determine which expenses charged to the grants are allowable is not possible. The storeroom did not require biochemistry department staff to provide them with an account number when they signed out items from the storeroom. We, along with the University, are not able to determine the amount of questioned costs within the biochemistry department. However, we were able to test a sample of the items signed out from the storeroom to the hand written receipts. Of the items tested, we found no material variances.

**STATE OF ILLINOIS  
UNIVERSITY OF ILLINOIS  
SCHEDULE OF FINDINGS AND QUESTIONED COSTS  
Year Ended June 30, 2004**

**CURRENT FINDINGS - FEDERAL COMPLIANCE**

**04-4 Finding: Operation of Unauthorized Storeroom (University - Chicago Campus)  
(Continued)**

To determine if the purchase of supplies with grant funds for the storeroom per the University accounting system was reasonable, we compared the accounting system charges per principal investigator to the handwritten log. Federal grants were charged a total of \$178,552 for biochemistry department supplies per the accounting system during FY '01 through FY '04. Indirect costs relating to these charges totaled \$97,014. The comparison revealed that four of nine principal investigators purchased more items for the storeroom with federal funds than what they used or signed out in the amount of \$21,664. Indirect costs generated relating to these charges totaled \$11,077. This results in potential questioned costs ranging from \$32,741 to \$275,566.

The University's cognizant agency requires them to disclose and follow their current accounting practices and policies. University policies require approval from the proper officials prior to creating a storeroom. Each storeroom should operate using proper accounting controls and follow the University's policies and procedures in their Business and Financial Policies and Procedures manual, Section 13.6. The disclosure statement submitted to the cognizant agency was not accurate because the University was unaware of this storeroom operation.

According to University personnel the storeroom was started at some time within the biochemistry department to allow greater purchasing power by buying in bulk. The usage of the storeroom grew to outside the biochemistry department as more staff became aware of it. Per University personnel, this storeroom had been operating for over 10 years. The University shut down the storeroom effective July 1, 2003.

Failure to obtain proper approval for a storeroom and failure to adhere to related University policies and procedures resulted in questioned costs related to federal grants of a minimum of \$225,537. (Finding Code No. 04-4)

**Recommendation:**

We recommend that the University review their current accounting policies and procedures related to storerooms to ensure they are accurate and up to date. The University should provide training to department managers to ensure they are following the accounting policies and procedures correctly. We also recommend that they review their departmental financial information to determine if any other storerooms may be operating without their knowledge. The University should report the unauthorized storeroom financial information to the affected Federal agencies and return any documented questioned costs.

**STATE OF ILLINOIS  
UNIVERSITY OF ILLINOIS  
SCHEDULE OF FINDINGS AND QUESTIONED COSTS  
Year Ended June 30, 2004**

**CURRENT FINDINGS - FEDERAL COMPLIANCE**

**04-4 Finding: Operation of Unauthorized Storeroom (University - Chicago Campus)  
(Continued)**

**University Response:**

We concur with the recommendation. The unauthorized storeroom operation was closed as soon as the University learned of its existence. We have emphasized with University Business Managers the need to adhere to University policies and procedures regarding the operation of and accounting for storerooms. In addition, we will continue to provide regular training sessions for University Business Managers on the correct operation of storerooms. We are developing a University-wide Accounting Compliance Plan that will include review of storeroom operations.

We do not concur with the stated range of questioned costs because it does not recognize the operating costs of the storeroom, charges for supplies used by Biochemistry faculty and related indirect costs. We will report the appropriate storeroom financial information to the affected federal agencies. Our calculation of questioned costs is \$32,741.

**Auditor's Comment:**

We did not consider the operating costs of the storeroom as a reduction of questioned costs as the storeroom was not authorized by the University. We recommend the University work with the applicable federal agencies to reach an agreement on the amount of the questioned costs.

**STATE OF ILLINOIS  
UNIVERSITY OF ILLINOIS  
SCHEDULE OF FINDINGS AND QUESTIONED COSTS  
Year Ended June 30, 2004**

**CURRENT FINDINGS - STATE COMPLIANCE**

**04-5 Finding: Real Estate Leases Not in Accordance With Guidelines (University Wide)**

Real estate leases were not in accordance with guidelines nor were they all filed with the State of Illinois, Office of the Comptroller on a timely basis.

We examined 25 real estate leases from all areas of the University, 18 of which were executed in the current fiscal year, and noted the following problems:

- 15 leases were not filed with the Office of the State Comptroller on a timely basis. 10 of those were executed in the current fiscal year. The leases were filed from 3 months to 1 year 9 months late.
- 8 leases, 6 from the current fiscal year, were executed after the lease term began.
- 2 leases for freestanding buildings, 1 which was executed in the current fiscal year, did not contain an option to purchase the building or documentation that a purchase option was not feasible or in the State's best interest.
- 1 lease from the current fiscal year, did not include the Real Estate Ownership Disclosure. In addition, 2 disclosures, 1 for the current fiscal year, were not properly completed.
- 3 leases executed in the current fiscal year did not include the FEIN, TIN, and Legal Status Disclosure.
- 1 lease executed during the current fiscal year involving construction did not include the Environmental Barriers Act/Handicapped Accessibility Disclosure.
- 4 of the leases entered into after January 1, 2004 did not include a certification that the lessor is not barred from contracting with State agencies due to violations of the Environmental Protection Act.

The Illinois Procurement Code (30 ILCS 500 et seq.), Statewide Accounting Management System (Procedure 15.20.40) and the University of Illinois Business and Financial Policies and Procedures (Section 2.3) require all real estate leases to include certain clauses and certifications. The Statewide Accounting Management System (Procedure 15.20.40) also requires State agencies to file real estate leases exceeding \$10,000 with the State of Illinois, Office of the Comptroller within 15 calendar days after execution.

University personnel cited lack of consistent application of procedures as the cause for these issues. Additionally, the University has determined that the Business and Financial Policies and Procedures Manual needs to be clarified on the types of clauses and certifications that are required for real estate leases.

**STATE OF ILLINOIS  
UNIVERSITY OF ILLINOIS  
SCHEDULE OF FINDINGS AND QUESTIONED COSTS  
Year Ended June 30, 2004**

**CURRENT FINDINGS - STATE COMPLIANCE**

**04-5 Finding: Real Estate Leases Not in Accordance With Guidelines (University Wide)  
(Continued)**

Failure to file and include all appropriate clauses and certifications in real estate leases results in noncompliance with State statutes and regulations. (Finding Code Nos. 04-5, 03-6)

**Recommendation:**

We recommend that the University implement appropriate procedures to ensure all appropriate clauses and certifications are obtained prior to execution for all real estate lease agreements. We also recommend that the University file all real estate leases in excess of \$10,000 with the State of Illinois, Office of the Comptroller as required by State guidelines.

**University Response:**

We concur. We have taken steps to review our files to ensure lease documentation is complete and leases exceeding \$10,000 are filed with the State as required.

**STATE OF ILLINOIS  
UNIVERSITY OF ILLINOIS  
SCHEDULE OF FINDINGS AND QUESTIONED COSTS  
Year Ended June 30, 2004**

**CURRENT FINDINGS - STATE COMPLIANCE**

**04-6 Finding: Expenses Charged to the Wrong Fiscal Year (University Wide)**

During our audit testing, we noted instances where the University personnel did not record expenses in the correct fiscal year.

During our review and testing of accounts payable at year end for financial statement purposes, we noted several instances of errors in accrual calculations. Also, in one instance a fiscal year 2005 expense was improperly included in fiscal year 2004 accounts payable, and in another instance a fiscal year 2004 expense was improperly excluded from fiscal year 2004 payables. These errors resulted in a net accounts payable understatement of \$2,108,830 at June 30, 2004.

We also selected a sample of 250 expenditures from all campuses for State compliance attributes testing and noted five invoice vouchers were charged to the wrong fiscal year. Two invoices totaling \$183 were recorded in fiscal year 2004 that should have been recorded in fiscal year 2003. Three invoices totaling \$377 were recorded in fiscal year 2005 that should have been recorded in fiscal year 2004.

Generally accepted accounting principles require recording expenses in the period in which they were incurred.

The University has a policy to cutoff accounts payable items at July 31. Eleven items were attributed to an improper cutoff causing the items to be recorded incorrectly. Three items that were already accrued were mistakenly included in payables, due to personnel oversight.

Charging expenses to the incorrect fiscal year results in inaccurate financial statement presentation. (Finding Code No. 04-6)

**Recommendation:**

We recommend the University follow generally accepted accounting principles and charge all expenses to the proper fiscal year. Invoices and accrual calculations should be reviewed by University management to determine that personnel charge expenses to the correct fiscal year.

**University Response:**

We concur. The University distributes a year-end closing schedule to departmental units that clearly delineates all cut-off dates for processing accounts payable vouchers and invoices. In addition, University Accounting and Financial Reporting routinely reviews disbursements in excess of \$50,000 during the lapse period to assure appropriate recording of payable transactions. We will continue to provide communication to the departments stressing the importance of charging expenses to the proper fiscal year.



**STATE OF ILLINOIS  
UNIVERSITY OF ILLINOIS  
SCHEDULE OF FINDINGS AND QUESTIONED COSTS  
Year Ended June 30, 2004**

**CURRENT FINDINGS - STATE COMPLIANCE**

**04-7 Finding: Inadequate Property Listing (University – Urbana and Chicago Campuses)**

The University's property and equipment listing contained inaccurate information.

Our testing of 61 items from the Urbana and Chicago campus' property and equipment list and all weapons located at the Urbana campus disclosed the following:

- 2 leased items were capitalized for incorrect amounts. One item's cost was overstated by \$457,885 and the other's was overstated by \$371.
- 1 item, costing \$3,984, had been disposed of, but was still on the University's property listing.
- 1 item, costing \$21,060, had been transferred to another department; however, the transfer was not communicated to the Office of Business and Financial Services.
- 3 items did not have University identification tags.
- 7 weapons were not included on the University's property listing.

The State Property Control Act (30 ILCS 605) requires each agency head to adequately control fixed assets. In addition, the University of Illinois' Office of Business and Financial Policies and Procedures Manual outlines the required procedures for maintaining University property records. Prudent business practices also require adequate control over fixed assets to prevent possible misappropriation and to allow for accurate financial reporting.

University personnel stated that maintenance and other related fees were added to the cost of a leased asset. The University corrected the asset value following inquiries by the auditors. According to University management, University personnel transferred and disposed of property without properly notifying the Property Accounting department. University personnel also stated the property tags were not affixed to the property due to oversight.

The weapons were not inventoried due to a lack of communication. The departments possessing weapons maintained their own detailed inventory control sheets; however, not all of them had been appropriately recorded in the University's Property Accounting System.

Failure to follow the established procedures for control of University property and equipment may result in inaccurate property records and financial reporting. Failure to maintain accurate property records may also result in misuse of University assets. (Finding Code No. 04-7)

**Recommendation:**

We recommend the University take the necessary steps to comply with the State Property Control Act and with the University's Business and Financial Policies and Procedures Manual by maintaining accurate property listings. We also recommend that the University ensure that the procedures are clearly understood by personnel responsible for property control within each department.

**STATE OF ILLINOIS  
UNIVERSITY OF ILLINOIS  
SCHEDULE OF FINDINGS AND QUESTIONED COSTS  
Year Ended June 30, 2004**

**CURRENT FINDINGS - STATE COMPLIANCE**

**04-7 Finding: Inadequate Property Listing (University – Urbana and Chicago Campuses)  
(Continued)**

**University Response:**

We concur. The University will continue efforts to comply with property acquisition, update, and disposal requirements, as well as provide adequate training to enable departmental units to fulfill their property accounting responsibilities.

**STATE OF ILLINOIS  
UNIVERSITY OF ILLINOIS  
SCHEDULE OF FINDINGS AND QUESTIONED COSTS  
Year Ended June 30, 2004**

**CURRENT FINDINGS - STATE COMPLIANCE**

**04-8 Finding: Contracts Not Filed Timely (University – Urbana and Chicago Campuses)**

Contracts were not filed with the State of Illinois, Office of the Comptroller on a timely basis.

Of eleven contracts tested, nine were not filed with the Office of the Comptroller timely. The late filings ranged from two months to more than four years late. Of the nine contracts not filed on a timely basis, four of them were executed in the current fiscal year.

The Illinois Procurement Code (30 ILCS 500/20-80(b)) and the Statewide Accounting Management System (Procedure 15.10.40) require State agencies to file contracts exceeding \$10,000 with the State Comptroller within 15 calendar days after execution.

University personnel stated that these contracts were overlooked for filing at the time of execution and were filed upon discovery of the oversight.

Failure to file contracts with the State of Illinois, Office of the Comptroller on a timely basis is not in compliance with State statutes and regulations. (Finding Code No. 04-8)

**Recommendation:**

We recommend the University implement procedures to ensure all contracts over \$10,000 are filed with the Office of the State Comptroller in accordance with State statutes and guidelines.

**University Response:**

We concur. We have implemented procedures that include a tracking mechanism to ensure contracts are filed with the Office of the State Comptroller.

**STATE OF ILLINOIS  
UNIVERSITY OF ILLINOIS  
SCHEDULE OF FINDINGS AND QUESTIONED COSTS  
YEAR ENDED JUNE 30, 2004**

**PRIOR FINDINGS NOT REPEATED**

**Government Auditing Standards**

**04-9 Capital Asset Reporting (Health Services Facilities System and Auxiliary Facilities System)**

During the prior audit, problems were noted in reporting of capital assets to appropriate financial statement entities. (Finding Code No. 03-1)

During our current audit, less significant problems were noted in reporting of capital assets; therefore, this finding has been moved to Immaterial Finding No. IM04-1.

**04-10 Overstatement of Accounts Receivable (University – Chicago Campus and Auxiliary Facilities System)**

During the prior audit, two instances were noted where the accounts receivable balances at June 30, 2003 were overstated in the financial statements. (Finding Code Nos. 03-2, 02-4)

During our current audit, we did not note any similar instances of overstatement of accounts receivable balances.

**Government Auditing Standards and Federal Compliance**

**04-11 Timely Reconciliation Between Federal Draw-down System and University General Ledger (University - Chicago Campus)**

Timely reconciliations were not being performed between the Federal draw-down system (PMS) and the University's general ledger system (UFAS). (Finding Code No. 03-3)

During the current audit, we reviewed the reconciliations between the Federal draw-down system (PMS) and the University's general ledger system and noted they were performed in a timely manner.

**State Compliance**

**04-12 Calculation of Excess Interest Earned on Federal Funding (University - Chicago Campus)**

During the prior audit we noted the calculation of excess interest earned on Federal Funds for the Chicago campus resulted in more funds being sent back to the Department of Health and Human Services than was required. (Finding Code No. 03-5)

In the current examination we reviewed the calculation of excess interest earned on Federal Funds for the Chicago campus and noted the calculation was consistent with the method used by the Urbana – Champaign campus to maximize the amount of interest that may be retained.

**STATE OF ILLINOIS  
UNIVERSITY OF ILLINOIS  
SCHEDULE OF FINDINGS AND QUESTIONED COSTS  
YEAR ENDED JUNE 30, 2004**

**PRIOR FINDINGS NOT REPEATED**

**State Compliance** (Continued)

**04-13 Contractual Allowances on Patient Accounts (Health Services Facilities System – University of Illinois Hospital)**

During the prior audit, we noted the process used by the hospital to calculate and post contractual allowances to active patient accounts should be strengthened. (Finding Code No. 03-7)

During our current examination, we noted the hospital has implemented a contract management system which enhances its ability to accurately record contractual allowances. In addition, the hospital implemented various testing procedures over specific accounts to ensure an appropriate contractual allowance was estimated.

**STATE OF ILLINOIS  
UNIVERSITY OF ILLINOIS  
MATRIX OF PRIOR FINDINGS AS PRESENTED  
IN THE COMPLIANCE AUDIT REPORT  
Year Ended June 30, 2003**

As part of the University of Illinois examination for the year ended June 30, 2004, we have evaluated the recommendations made during the prior year audits of the University. The following schedule summarizes the results of the evaluation. The recommendation numbers correspond to the University of Illinois Compliance Audit Report for the year ended June 30, 2003.

<u>Recommendation</u>	<u>Repeated</u>	<u>Not Repeated</u>
<b>Prior Findings - Government Auditing Standards</b>		
<u>Health Services Facilities System and Auxiliary Facilities System</u>		
03-1. <u>Capital Asset Reporting</u> (Finding Code No. 03-1)		
Review process and procedures for coding capital assets in Property Accounting System. Implement additional procedures to provide for a periodic reconciliation of amounts contained in the Property Accounting System to the amounts in the underlying records used to prepare the financial statements.		04-9
<u>Chicago Campus and Auxiliary Facilities System</u>		
03-2. <u>Overstatement of Accounts Receivable</u> (Finding Code Nos. 03-2, 02-4)		
Implement procedures to facilitate proper recording of receivables. Ensure procedures are clearly understood by personnel responsible for accounting procedures.		04-10
<b>Prior Findings - Government Auditing Standards and Federal Compliance</b>		
<u>University - Chicago Campus</u>		
03-3. <u>Timely Reconciliation Between Federal Draw-down System and University General Ledger</u> (Finding Code No. 03-3)		
Perform reconciliations between PMS and UFAS prior to submission of the PSC 272 report.		04-11

**STATE OF ILLINOIS  
UNIVERSITY OF ILLINOIS  
MATRIX OF PRIOR FINDINGS AS PRESENTED  
IN THE COMPLIANCE AUDIT REPORT  
Year Ended June 30, 2003**

<u>Recommendation</u>	<u>Repeated</u>	<u>Not Repeated</u>
<b>Prior Findings - Federal and Questioned Costs</b>		
<u>University - Chicago Campus</u>		
03-4. <u>Compliance With Funding Requirements - Statement of Appointments</u> (Finding Code No. 03-4)		
Develop oversight procedures to ensure all Statements of Appointments follow the guidelines that are set out in the Notice of Award.	04-3	
<b>Prior Findings - State Compliance</b>		
<u>University - Chicago Campus</u>		
03-5. <u>Calculation of Excess Interest Earned on Federal Funding</u> (Finding Code No. 03-5)		
Update method of tracking federal cash balances and calculating excess interest earned on federal funds.		04-12
<u>University Wide</u>		
03-6. <u>Real Estate Leases Not in Accordance With Guidelines</u> (Finding Code No. 03-6)		
Implement procedures to ensure the appropriate clauses and certifications are obtained for all real estate lease agreements. File all real estate leases in excess of \$10,000 with the Comptroller's office.	04-5	
<u>Health Services Facilities System - University of Illinois Hospital</u>		
03-7. <u>Contractual Allowances on Patient Accounts</u> (Finding Code No. 03-7)		
Review processes for calculating and posting contractual allowances.		04-13
	_____	_____
	<u>2</u>	<u>5</u>

**STATE OF ILLINOIS  
UNIVERSITY OF ILLINOIS  
MATRIX OF CURRENT FINDINGS SUMMARIZING  
THE STATUS OF THE 2004 RECOMMENDATIONS  
AND UNIVERSITY RESPONSES**

As part of our examination of the University of Illinois, we have summarized the status of our 2004 recommendations and University responses:

<u>Recommendation</u>	<u>Accepted</u>	<u>Rejected</u>
<b>Current Findings - Government Auditing Standards</b>		
<u>University Wide</u>		
04-1. <u>Bank Reconciliation Process</u> (Finding Code No. 04-1)		
Research and resolve all reconciling items on a timely basis. Establish procedures to review reconciliations in a timely manner to ensure they are being performed on a timely basis and to assist in resolving reconciling items as they occur.	X	
<u>University - Chicago Campus</u>		
04-2. <u>Gifts in Kind</u> (Finding Code No. 04-2)		
Review procedures regarding gifts in kind to ensure that documentation is submitted in a timely manner so that gifts in kind will be recorded in the University's accounting system on a timely basis.	X	
<b>Current Findings - Federal Compliance</b>		
<u>University - Chicago Campus</u>		
04-3. <u>Compliance With Funding Requirements - Statement of Appointments</u> (Finding Code Nos. 04-3, 03-4)		
Follow through with the oversight procedures developed to ensure all Statements of Appointments follow the guidelines that are set out in the Notice of Award.	X	



**STATE OF ILLINOIS  
UNIVERSITY OF ILLINOIS  
MATRIX OF CURRENT FINDINGS SUMMARIZING  
THE STATUS OF THE 2004 RECOMMENDATIONS  
AND UNIVERSITY RESPONSES**

<u>Recommendation</u>	<u>Accepted</u>	<u>Rejected</u>
<b>Current Findings - Federal Compliance (Continued)</b>		
<u>University - Chicago Campus</u>		
04-4. <u>Operation of Unauthorized Storeroom</u> (Finding Code No. 04-4)		
Review current accounting policies and procedures related to storerooms to ensure they are accurate and up to date. Provide training to department managers to ensure they are following the accounting policies and procedures correctly. Review departmental financial information to determine if any other unauthorized storerooms may be operating. Report the unauthorized storeroom financial information to the affected federal agencies and return any documented questioned costs.	X	partially
<b>Current Findings - State Compliance</b>		
<u>University Wide</u>		
04-5. <u>Real Estate Leases Not in Accordance With Guidelines</u> (Finding Code Nos. 04-5, 03-6)		
Implement procedures to ensure the appropriate clauses and certifications are obtained for all real estate lease agreements. File all real estate leases in excess of \$10,000 with the Comptroller's office.	X	
<u>University Wide</u>		
04-6. <u>Expenses Charged to the Wrong Fiscal Year</u> (Finding Code No. 04-6)		
Follow generally accepted accounting principles and charge all expenses to the proper fiscal year. Invoices and accrual calculations should be reviewed by University management to determine that personnel charge expenses to the correct fiscal year.	X	

**STATE OF ILLINOIS  
UNIVERSITY OF ILLINOIS  
MATRIX OF CURRENT FINDINGS SUMMARIZING  
THE STATUS OF THE 2004 RECOMMENDATIONS  
AND UNIVERSITY RESPONSES**

<u>Recommendation</u>	<u>Accepted</u>	<u>Rejected</u>
<b>Current Findings - State Compliance (Continued)</b>		
<u>University - Urbana and Chicago Campuses</u>		
04-7. <u>Inadequate Property Listing</u> (Finding Code No. 04-7)		
Take the necessary steps to comply with the State Property Control Act and with the University's Business and Financial Policies and Procedures Manual. Ensure that the procedures are clearly understood by personnel responsible for property control within each department.	X	
<u>University - Urbana and Chicago Campuses</u>		
04-8. <u>Contracts Not Filed Timely</u> (Finding Code No. 04-8)		
Implement procedures to ensure all contracts over \$10,000 are filed with the Office of the State Comptroller in accordance with State statutes and guidelines.	X	

**STATE OF ILLINOIS  
UNIVERSITY OF ILLINOIS  
FINANCIAL RELATED INFORMATION SUMMARY  
Year Ended June 30, 2004**

Financial related information presented in this section of the report includes the following:

- Financial Related Schedules:
  - Schedule of Expenditures of Federal Awards
  - Attachment to Schedule of Expenditures of Federal Awards
  - Notes to the Schedule of Expenditures of Federal Awards

The Schedule of Expenditures of Federal Awards presented in this section has been subjected to the auditing procedures applied in the audit of the basic financial statements and, in the auditor's opinion, it is fairly stated, in all material respects, in relation to the basic financial statements taken as a whole.

The findings and auditor's reports on compliance testing and questioned costs and internal control related to federal awards are presented in the Compliance Report section of this report.

**STATE OF ILLINOIS  
UNIVERSITY OF ILLINOIS  
SCHEDULE OF EXPENDITURES OF FEDERAL AWARDS  
CASH FEDERAL AWARDS  
Year Ended June 30, 2004**

<u>Cluster/Federal Agency/ Award Type/CFDA Program Title</u>	<u>CFDA Number</u>	<u>Urbana</u>	<u>Chicago</u>	<u>Springfield</u>	<u>All Campuses</u>
<b><u>1R&amp;D</u></b>					
<b>U.S. AG - ANIMAL &amp; PLANT HEALTH INSPECTION SERV (APHIS)</b>					
<i>Direct Awards</i>					
Agricultural Research_Basic and Applied Research	10.001	\$ 39,620	\$ -	\$ -	\$ 39,620
Plant and Animal Disease, Pest Control, and Animal Care	10.025	97,224	-	-	97,224
<i>Pass thru from Others - see supplement for detail</i>					
Department of Agriculture - general	10.000	18,226	-	-	18,226
Plant and Animal Disease, Pest Control, and Animal Care	10.025	<u>5,106</u>	<u>-</u>	<u>-</u>	<u>5,106</u>
Agency Totals		<u>160,176</u>	<u>-</u>	<u>-</u>	<u>160,176</u>
<b>U.S. AG - BINATIONAL AG RESEARCH &amp; DEVELOPMENT FUND (BARD)</b>					
<i>Direct Awards</i>					
Agricultural Research_Basic and Applied Research	10.001	<u>69,191</u>	<u>-</u>	<u>-</u>	<u>69,191</u>
Agency Totals		<u>69,191</u>	<u>-</u>	<u>-</u>	<u>69,191</u>
<b>U.S. AG - COOPERATIVE STATE RESEARCH, EDUCATION AND EXTENSION SERVICE (CSREES)</b>					
<i>Direct Awards</i>					
Grants for Agricultural Research, Special Research Grants	10.200	4,199,807	-	-	4,199,807
Payments to Agricultural Experiment Stations Under the Hatch Act	10.203	74,222	-	-	74,222
Grants for Agricultural Research_Compertitive Research Grants	10.206	3,251,199	-	-	3,251,199
Food and Agricultural Sciences National Needs Graduate Fellowship Grants	10.210	127,631	-	-	127,631
Higher Education Challenge Grants	10.217	17,994	-	-	17,994
Biotechnology Risk Assessment Research	10.219	55,822	-	-	55,822
Initiative for Future Agriculture and Food Systems	10.302	791,874	-	-	791,874
Integrated Programs	10.303	344,573	-	-	344,573
<i>Pass thru from Others - see supplement for detail</i>					
Grants for Agricultural Research, Special Research Grants	10.200	70,355	-	-	70,355
Grants for Agricultural Research_Compertitive Research Grants	10.206	18,752	-	-	18,752
Initiative for Future Agriculture and Food Systems	10.302	237,448	-	-	237,448
Integrated Programs	10.303	<u>42,849</u>	<u>-</u>	<u>-</u>	<u>42,849</u>
Agency Totals		<u>9,232,526</u>	<u>-</u>	<u>-</u>	<u>9,232,526</u>

**STATE OF ILLINOIS  
UNIVERSITY OF ILLINOIS  
SCHEDULE OF EXPENDITURES OF FEDERAL AWARDS  
CASH FEDERAL AWARDS  
Year Ended June 30, 2004**

<u>Cluster/Federal Agency/ Award Type/CFDA Program Title</u>	<u>CFDA Number</u>	<u>Urbana</u>	<u>Chicago</u>	<u>Springfield</u>	<u>All Campuses</u>
<b>1R&amp;D (CONTINUED)</b>					
<b>U.S. AG - ECONOMIC RESEARCH SERVICE (ERS)</b>					
<i>Direct Awards</i>					
1890 Institution Capacity Building Grants	10.216	\$ 74,183	\$ -	\$ -	\$ 74,183
Agricultural and Rural Economic Research	10.250	<u>21,391</u>	<u>-</u>	<u>-</u>	<u>21,391</u>
Agency Totals		<u>95,574</u>	<u>-</u>	<u>-</u>	<u>95,574</u>
<b>U.S. AG - FEDERAL CROP INSURANCE</b>					
<i>Direct Awards</i>					
Crop Insurance	10.450	<u>90,575</u>	<u>-</u>	<u>-</u>	<u>90,575</u>
Agency Totals		<u>90,575</u>	<u>-</u>	<u>-</u>	<u>90,575</u>
<b>U.S. AG - FOREST SERVICE (FS)</b>					
<i>Direct Awards</i>					
Department of Agriculture - general	10.000	71,928	-		71,928
Cooperative Forestry Research	10.202	1,166	-	-	1,166
Forestry Research	10.652	98,120	7,859	-	105,979
Cooperative Forestry Assistance	10.664	99,936	-	-	99,936
<i>Pass thru from Others - see supplement for detail</i>					
Department of Agriculture - general	10.000	2,378	-	-	2,378
Grants for Agricultural Research_Competitive Research Grants	10.206	193,611	-	-	193,611
Forestry Research	10.652	11,957	-	-	11,957
<i>Pass thru from State of IL - see supplement for detail</i>					
Cooperative Forestry Assistance	10.664	<u>64,074</u>	<u>-</u>	<u>-</u>	<u>64,074</u>
Agency Totals		<u>543,170</u>	<u>7,859</u>	<u>-</u>	<u>551,029</u>
<b>U.S. AG - NATURAL RESOURCES CONSERVATION SERVICES</b>					
<i>Direct Awards</i>					
Department of Agriculture - general	10.000	<u>5,946</u>	<u>-</u>	<u>-</u>	<u>5,946</u>
Agency Totals		<u>5,946</u>	<u>-</u>	<u>-</u>	<u>5,946</u>

STATE OF ILLINOIS  
UNIVERSITY OF ILLINOIS  
SCHEDULE OF EXPENDITURES OF FEDERAL AWARDS  
CASH FEDERAL AWARDS  
Year Ended June 30, 2004

<u>Cluster/Federal Agency/ Award Type/CFDA Program Title</u>	<u>CFDA Number</u>	<u>Urbana</u>	<u>Chicago</u>	<u>Springfield</u>	<u>All Campuses</u>
<b>1R&amp;D (CONTINUED)</b>					
<b>U.S. DEPARTMENT OF AGRICULTURE (AG)</b>					
<i>Direct Awards</i>					
Department of Agriculture - general	10.000	\$ 212,980	\$ -	\$ -	\$ 212,980
Agricultural Research_Basic and Applied Research	10.001	2,204,937	-	-	2,204,937
Plant and Animal Disease, Pest Control, and Animal Care	10.025	21,475	-	-	21,475
Cooperative Forestry Research	10.202	153,788	-	-	153,788
Payments to Agricultural Experiment Stations Under the Hatch Act	10.203	4,994,304	-	-	4,994,304
Grants for Agricultural Research_Competitive Research Grants	10.206	-	98,648	-	98,648
Animal Health and Disease Research	10.207	132,161	-	-	132,161
Technical Assistance to Cooperatives	10.350	15,229	-	-	15,229
Scientific Cooperation and Research	10.961	4,041	4,223	-	8,264
<i>Pass thru from Others - see supplement for detail</i>					
Department of Agriculture - general	10.000	305,401	112,768	-	418,169
Agricultural Research_Basic and Applied Research	10.001	152,880	-	-	152,880
Plant and Animal Disease, Pest Control, and Animal Care	10.025	739	-	-	739
Grants for Agricultural Research, Special Research Grants	10.200	165,702	-	-	165,702
Payments to Agricultural Experiment Stations Under the Hatch Act	10.203	9,858	-	-	9,858
Grants for Agricultural Research_Competitive Research Grants	10.206	110,875	-	-	110,875
Biotechnology Risk Assessment Research	10.219	10,621	-	-	10,621
Fund for Rural America_Research, Education, and Extension Activities	10.224	15,398	-	-	15,398
Community Food Projects	10.225	-	5,819	-	5,819
Agricultural and Rural Economic Research	10.250	2,848	-	-	2,848
Initiative for Future Agriculture and Food Systems	10.302	204,704	-	-	204,704
Integrated Programs	10.303	30,020	-	-	30,020
<i>Pass thru from State of IL - see supplement for detail</i>					
Conservation Reserve Program	10.069	59,406	-	-	59,406
Federal-State Marketing Improvement Program	10.156	2,185	-	-	2,185
Agency Totals		<u>8,809,552</u>	<u>221,458</u>	<u>-</u>	<u>9,031,010</u>
<b>U.S. AGENCY FOR INTERNATIONAL DEVELOPMENT (AID)</b>					
<i>Pass thru from Others - see supplement for detail</i>					
Agency for International Development - general	98.000	1,121,523	-	-	1,121,523
Agency Totals		<u>1,121,523</u>	<u>-</u>	<u>-</u>	<u>1,121,523</u>

**STATE OF ILLINOIS  
UNIVERSITY OF ILLINOIS  
SCHEDULE OF EXPENDITURES OF FEDERAL AWARDS  
CASH FEDERAL AWARDS  
Year Ended June 30, 2004**

<u>Cluster/Federal Agency/ Award Type/CFDA Program Title</u>	<u>CFDA Number</u>	<u>Urbana</u>	<u>Chicago</u>	<u>Springfield</u>	<u>All Campuses</u>
<b>1R&amp;D (CONTINUED)</b>					
<b>U.S. CENTRAL INTELLIGENCE AGENCY (CIA)</b>					
<i>Direct Awards</i>					
Information Security Grant Program	12.902	\$ 1,970	\$ -	\$ -	\$ 1,970
Agency Totals		<u>1,970</u>	<u>-</u>	<u>-</u>	<u>1,970</u>
<b>U.S. DEPARTMENT OF COMMERCE</b>					
<i>Direct Awards</i>					
Department of Commerce - general	11.000	78,133	-	-	78,133
Economic Development_Technical Assistance	11.303	-	46,448	-	46,448
<i>Pass thru from Others - see supplement for detail</i>					
Department of Commerce - general	11.000	165,829	-	-	165,829
Sea Grant Support	11.417	102,226	-	-	102,226
Office of Oceanic and Atmospheric Research (OAR) Joint and Cooperative Institutes	11.432	-	1,575	-	1,575
Center for Sponsored Coastal Ocean Research_Coastal Ocean Program	11.478	25,914	-	-	25,914
Agency Totals		<u>372,102</u>	<u>48,023</u>	<u>-</u>	<u>420,125</u>
<b>U.S. DEPARTMENT OF COMMERCE - NATIONAL INSTITUTE OF STANDARDS AND TECHNOLOGY (NIST)</b>					
<i>Direct Awards</i>					
Measurement and Engineering Research and Standards	11.609	238,512	-	-	238,512
<i>Pass thru from Others - see supplement for detail</i>					
Measurement and Engineering Research and Standards	11.609	128,632	-	-	128,632
Advanced Technology Program	11.612	-	94,787	-	94,787
Agency Totals		<u>367,144</u>	<u>94,787</u>	<u>-</u>	<u>461,931</u>
<b>U.S. DEPARTMENT OF COMMERCE - NATIONAL OCEANIC AND ATMOSPHERIC ADMINISTRATION (NOAA)</b>					
<i>Direct Awards</i>					
Economic Development_Technical Assistance	11.303	-	71,588	-	71,588
Geodetic Surveys and Services (Geodesy and Applications of the National Geodetic Reference System)	11.400	3,296	-	-	3,296
Sea Grant Support	11.417	44,285	-	-	44,285
Coastal Zone Management Estuarine Research Reserves	11.420	3,143	-	-	3,143
Climate and Atmospheric Research	11.431	108,495	-	-	108,495
<i>Pass thru from Others - see supplement for detail</i>					
Department of Commerce - general	11.000	220,644	-	-	220,644
Agency Totals		<u>379,863</u>	<u>71,588</u>	<u>-</u>	<u>451,451</u>

**STATE OF ILLINOIS  
UNIVERSITY OF ILLINOIS  
SCHEDULE OF EXPENDITURES OF FEDERAL AWARDS  
CASH FEDERAL AWARDS  
Year Ended June 30, 2004**

<u>Cluster/Federal Agency/ Award Type/CFDA Program Title</u>	<u>CFDA Number</u>	<u>Urbana</u>	<u>Chicago</u>	<u>Springfield</u>	<u>All Campuses</u>
<b>1R&amp;D (CONTINUED)</b>					
<b>U.S. DEPARTMENT OF DEFENSE</b>					
<i>Pass thru from Others - see supplement for detail</i>					
Department of Defense - general	12.000	\$ -	\$ 245,657	\$ -	\$ 245,657
Collaborative Research and Development	12.114	234,127	-	-	234,127
Military Medical Research and Development	12.420	-	65,248	-	65,248
Basic Scientific Research	12.431	-	682,469	-	682,469
Basic, Applied, and Advanced Research in Science and Engineering	12.630	-	2,203	-	2,203
Research and Technology Development	12.910	-	51,203	-	51,203
Agency Totals		<u>234,127</u>	<u>1,046,780</u>	<u>-</u>	<u>1,280,907</u>
<b>U.S. DEPARTMENT OF DEFENSE - AIR FORCE</b>					
<i>Direct Awards</i>					
Department of Defense - general	12.000	16,855	-	-	16,855
Basic Scientific Research	12.431	88,003	-	-	88,003
Basic, Applied, and Advanced Research in Science and Engineering	12.630	1,182,139	646,419	-	1,828,558
Air Force Defense Research Sciences Program	12.800	3,851,981	66,686	-	3,918,667
Research and Technology Development	12.910	1,420,749	36,740	-	1,457,489
<i>Pass thru from Others - see supplement for detail</i>					
Department of Defense - general	12.000	141,156	60,929	-	202,085
Basic, Applied, and Advanced Research in Science and Engineering	12.630	1,332,480	-	-	1,332,480
Air Force Defense Research Sciences Program	12.800	2,605,784	-	-	2,605,784
Research and Technology Development	12.910	681,601	-	-	681,601
Agency Totals		<u>11,320,748</u>	<u>810,774</u>	<u>-</u>	<u>12,131,522</u>
<b>U.S. DEPARTMENT OF DEFENSE - ARMY</b>					
<i>Direct Awards</i>					
Aquatic Plant Control	12.100	56,116	-	-	56,116
Collaborative Research and Development	12.114	-	14,271	-	14,271
Military Medical Research and Development	12.420	124,495	2,157,672	-	2,282,167
Basic Scientific Research	12.431	220,342	648,535	-	868,877



**STATE OF ILLINOIS  
UNIVERSITY OF ILLINOIS  
SCHEDULE OF EXPENDITURES OF FEDERAL AWARDS  
CASH FEDERAL AWARDS  
Year Ended June 30, 2004**

<u>Cluster/Federal Agency/ Award Type/CFDA Program Title</u>	<u>CFDA Number</u>	<u>Urbana</u>	<u>Chicago</u>	<u>Springfield</u>	<u>All Campuses</u>
<b><u>1R&amp;D (CONTINUED)</u></b>					
<b>U.S. DEPARTMENT OF DEFENSE - ARMY (CONTINUED)</b>					
<i>Pass thru from Others - see supplement for detail</i>					
Department of Defense - general	12.000	\$ 6,999	\$ 407,067	\$ -	\$ 414,066
Aquatic Plant Control	12.100	16,439	-	-	16,439
Military Construction, National Guard	12.400	38,358	-	-	38,358
Basic Scientific Research	12.431	2,782,052	-	-	2,782,052
Air Force Defense Research Sciences Program	12.800	67,227	-	-	67,227
Information Security Grant Program	12.902	3,010	-	-	3,010
Research and Technology Development	12.910	189,296	-	-	189,296
Agency Totals		<u>3,504,334</u>	<u>3,227,545</u>	<u>-</u>	<u>6,731,879</u>
<b>U.S. DEPARTMENT OF DEFENSE - ARMY CERL</b>					
<i>Direct Awards</i>					
Aquatic Plant Control	12.100	46,028	-	-	46,028
<i>Pass thru from Others - see supplement for detail</i>					
Aquatic Plant Control	12.100	16,027	-	-	16,027
Agency Totals		<u>62,055</u>	<u>-</u>	<u>-</u>	<u>62,055</u>
<b>U.S. DEPARTMENT OF DEFENSE - ARMY CERL CHAMPAIGN</b>					
<i>Direct Awards</i>					
Department of Defense - general	12.000	185,797	-	-	185,797
Aquatic Plant Control	12.100	1,992,677	-	-	1,992,677
Flood Plain Management Services	12.104	1,380	-	-	1,380
Military Construction, National Guard	12.400	1,009,917	41,145	-	1,051,062
Basic Scientific Research	12.431	51,831	-	-	51,831
Agency Totals		<u>3,241,602</u>	<u>41,145</u>	<u>-</u>	<u>3,282,747</u>
<b>U.S. DEPARTMENT OF DEFENSE - ARMY CORPS OF ENGINEERS</b>					
<i>Direct Awards</i>					
Aquatic Plant Control	12.100	162,169	-	-	162,169
Military Construction, National Guard	12.400	229	-	-	229
Agency Totals		<u>162,398</u>	<u>-</u>	<u>-</u>	<u>162,398</u>

STATE OF ILLINOIS  
UNIVERSITY OF ILLINOIS  
SCHEDULE OF EXPENDITURES OF FEDERAL AWARDS  
CASH FEDERAL AWARDS  
Year Ended June 30, 2004

<u>Cluster/Federal Agency/ Award Type/CFDA Program Title</u>	<u>CFDA Number</u>	<u>Urbana</u>	<u>Chicago</u>	<u>Springfield</u>	<u>All Campuses</u>
<b><u>1R&amp;D (CONTINUED)</u></b>					
<b>U.S. DEPARTMENT OF DEFENSE - ARMY ENGINEERING DISTRICT</b>					
<i>Direct Awards</i>					
Military Construction, National Guard	12.400	\$ 21,702	\$ -	\$ -	21,702
Agency Totals		<u>21,702</u>	<u>-</u>	<u>-</u>	<u>21,702</u>
<b>U.S. DEPARTMENT OF DEFENSE - ARMY MEDICAL RESEARCH ACQUISITION</b>					
<i>Direct Awards</i>					
Department of Defense - general	12.000	-	2,964	-	2,964
Agency Totals		<u>-</u>	<u>2,964</u>	<u>-</u>	<u>2,964</u>
<b>U.S. DEPARTMENT OF DEFENSE - ARMY RESEARCH OFFICE (ARO)</b>					
<i>Direct Awards</i>					
Military Construction, National Guard	12.400	101	-	-	101
Agency Totals		<u>101</u>	<u>-</u>	<u>-</u>	<u>101</u>
<b>U.S. DEPARTMENT OF DEFENSE - DEFENSE ADVANCED RESEARCH PROJECTS AGENCY (DARPA)</b>					
<i>Direct Awards</i>					
Research and Technology Development	12.910	77,169	-	-	77,169
Agency Totals		<u>77,169</u>	<u>-</u>	<u>-</u>	<u>77,169</u>
<b>U.S. DEPARTMENT OF DEFENSE - MISSILE DEFENSE AGENCY (MDA)</b>					
<i>Pass thru from Others - see supplement for detail</i>					
Basic, Applied, and Advanced Research in Science and Engineering	12.630	37,987	-	-	37,987
Agency Totals		<u>37,987</u>	<u>-</u>	<u>-</u>	<u>37,987</u>
<b>U.S. DEPARTMENT OF DEFENSE - NATIONAL SECURITY AGENCY</b>					
<i>Direct Awards</i>					
Department of Defense - general	12.000	14,963	-	-	14,963
Mathematical Sciences Grants Program	12.901	-	240,458	-	240,458
Information Security Grant Program	12.902	287,038	-	-	287,038
Agency Totals		<u>302,001</u>	<u>240,458</u>	<u>-</u>	<u>542,459</u>

STATE OF ILLINOIS  
UNIVERSITY OF ILLINOIS  
SCHEDULE OF EXPENDITURES OF FEDERAL AWARDS  
CASH FEDERAL AWARDS  
Year Ended June 30, 2004

<u>Cluster/Federal Agency/ Award Type/CFDA Program Title</u>	<u>CFDA Number</u>	<u>Urbana</u>	<u>Chicago</u>	<u>Springfield</u>	<u>All Campuses</u>
<b><u>1R&amp;D (CONTINUED)</u></b>					
<b>U.S. DEPARTMENT OF DEFENSE - NAVAL RESEARCH LABORATORY (NRL)</b>					
<i>Direct Awards</i>					
Basic and Applied Scientific Research	12.300	\$ -	964,555	\$ -	964,555
Agency Totals		<u>-</u>	<u>964,555</u>	<u>-</u>	<u>964,555</u>
<b>U.S. DEPARTMENT OF DEFENSE - NAVY</b>					
<i>Direct Awards</i>					
Basic and Applied Scientific Research	12.300	1,321,580	-	-	1,321,580
<i>Pass thru from Others - see supplement for detail</i>					
Basic and Applied Scientific Research	12.300	1,125,518	9,026	-	1,134,544
Research and Technology Development	12.910	<u>108,486</u>	<u>-</u>	<u>-</u>	<u>108,486</u>
Agency Totals		<u>2,555,584</u>	<u>9,026</u>	<u>-</u>	<u>2,564,610</u>
<b>U.S. DEPARTMENT OF DEFENSE - OFFICE OF NAVAL RESEARCH (ONR)</b>					
<i>Direct Awards</i>					
Department of Defense - general	12.000	252,020	-	-	252,020
Basic and Applied Scientific Research	12.300	12,164,453	1,215,390	-	13,379,843
Basic Scientific Research	12.431	5,069,243	-	-	5,069,243
Air Force Defense Research Sciences Program	12.800	1,137,446	172,371	-	1,309,817
Mathematical Sciences Grants Program	12.901	226,826	15,342	-	242,168
Research and Technology Development	12.910	1,364,164	-	-	1,364,164
<i>Pass thru from Others - see supplement for detail</i>					
Basic and Applied Scientific Research	12.300	<u>49,901</u>	<u>-</u>	<u>-</u>	<u>49,901</u>
Agency Totals		<u>20,264,053</u>	<u>1,403,103</u>	<u>-</u>	<u>21,667,156</u>

**STATE OF ILLINOIS  
UNIVERSITY OF ILLINOIS  
SCHEDULE OF EXPENDITURES OF FEDERAL AWARDS  
CASH FEDERAL AWARDS  
Year Ended June 30, 2004**

<u>Cluster/Federal Agency/ Award Type/CFDA Program Title</u>	<u>CFDA Number</u>	<u>Urbana</u>	<u>Chicago</u>	<u>Springfield</u>	<u>All Campuses</u>
<b>1R&amp;D (CONTINUED)</b>					
<b>U.S. DEPARTMENT OF EDUCATION</b>					
<i>Direct Awards</i>					
National Resource Centers and Fellowships Program for Language and Area or Language and International Studies	84.015	\$ 236,392	\$ -	\$ -	\$ 236,392
Overseas_Faculty Research Abroad	84.019	3,074	-	-	3,074
Special Education Innovation and Development	84.023	-	7,261	-	7,261
Early Education for Children with Disabilities	84.024	55	-	-	55
Fund for the Improvement of Postsecondary Education	84.116	-	5,031	-	5,031
National Institute on Disability and Rehabilitation Research	84.133	204,569	4,901,365	-	5,105,934
Safe and Drug-Free Schools and Communities_National Programs	84.184	-	834	-	834
Bilingual Education Training Grants	84.195	-	363,430	-	363,430
Rehabilitation Services Demonstration and Training Programs	84.235	-	257,178	-	257,178
Education Research, Development and Dissemination	84.305	912,529	957,576	-	1,870,105
Special Education_Research and Innovation to Improve Services and Results for Children with Disabilities	84.324	476,563	218,251	-	694,814
Special Education_Personnel Preparation to Improve Services and Results for Children with Disabilities	84.325	200,145	-	-	200,145
Child Care Access Means Parents in School	84.335	32,151	-	-	32,151
Preparing Tomorrow's Teachers to Use Technology	84.342	416,488	-	-	416,488
<i>Pass thru from Others - see supplement for detail</i>					
Department of Education - general	84.000	400,857	95,070	-	495,927
Vocational Education_National Programs	84.051	372,776	-	-	372,776
National Institute on Disability and Rehabilitation Research	84.133	-	124,859	-	124,859
Safe and Drug-Free Schools and Communities_National Programs	84.184	-	10,494	-	10,494
Bilingual Education Training Grants	84.195	-	100,357	-	100,357
Fund for the Improvement of Education	84.215	-	64,450	-	64,450
Assistive Technology	84.224	-	229,242	-	229,242
Rehabilitation Training_Continuing Education	84.264	54	-	-	54
National Institute on Postsecondary Education Libraries	84.309	-	69,642	-	69,642
Parental Assistance Centers	84.310	-	156,918	-	156,918
Special Education_Research and Innovation to Improve Services and Results for Children with Disabilities	84.324	65,493	-	-	65,493
Preparing Tomorrow's Teachers to Use Technology	84.342	47,724	53,394	-	101,118
Early Childhood Educator Professional Development	84.349	86,651	-	-	86,651
Grants for Enhanced Assessment Instruments	84.368	107,493	-	-	107,493
Agency Totals		<u>3,563,014</u>	<u>7,615,352</u>	<u>-</u>	<u>11,178,366</u>

**STATE OF ILLINOIS  
UNIVERSITY OF ILLINOIS  
SCHEDULE OF EXPENDITURES OF FEDERAL AWARDS  
CASH FEDERAL AWARDS  
Year Ended June 30, 2004**

<u>Cluster/Federal Agency/ Award Type/CFDA Program Title</u>	<u>CFDA Number</u>	<u>Urbana</u>	<u>Chicago</u>	<u>Springfield</u>	<u>All Campuses</u>
<b>1R&amp;D (CONTINUED)</b>					
<b>U.S. DEPARTMENT OF ENERGY (DOE)</b>					
<i>Direct Awards</i>					
Department of Energy - general	81.000	\$ 103,631	\$ -	\$ -	\$ 103,631
National Energy Information Center	81.039	-	186,446	-	186,446
Office of Science Financial Assistance Program	81.049	14,426,529	1,477,567	-	15,904,096
Office of Scientific and Technical Information	81.064	78,201	144,723	-	222,924
Conservation Research and Development	81.086	89,648	785,362	-	875,010
Fossil Energy Research and Development	81.089	-	48,460	-	48,460
Office of Environmental Cleanup and Acceleration	81.104	89,189	-	-	89,189
Oil Recovery Demonstration	81.107	221,162	-	-	221,162
Stewardship Science Grant Program	81.112	366,798	-	-	366,798
University Reactor Infrastructure and Education Support	81.114	205,571	-	-	205,571
<i>Pass thru from DOE Labs - see supplement for detail</i>					
Department of Energy - general	81.000	6,928,721	1,061,096	-	7,989,817
Inventions and Innovations	81.036	-	65,485	-	65,485
Office of Science Financial Assistance Program	81.049	10,131	-	-	10,131
Fossil Energy Research and Development	81.089	307,925	-	-	307,925
Transport of Transuranic Wastes to the Waste Isolation Pilot Plant: States and Tribal Concerns, Proposed Solutions	81.106	-	43,172	-	43,172
<i>Pass thru from Others - see supplement for detail</i>					
Department of Energy - general	81.000	1,924,819	510,967	-	2,435,786
State Energy Program	81.041	-	54,278	-	54,278
Office of Science Financial Assistance Program	81.049	214,583	58,263	-	272,846
Office of Scientific and Technical Information	81.064	251,429	-	-	251,429
Conservation Research and Development	81.086	96,912	11,535	-	108,447
Renewable Energy Research and Development	81.087	62,709	65,096	-	127,805
Fossil Energy Research and Development	81.089	-	31,988	-	31,988
Office of Environmental Cleanup and Acceleration	81.104	9,839	-	-	9,839
Agency Totals		<u>25,387,797</u>	<u>4,544,438</u>	<u>-</u>	<u>29,932,235</u>

**STATE OF ILLINOIS  
UNIVERSITY OF ILLINOIS  
SCHEDULE OF EXPENDITURES OF FEDERAL AWARDS  
CASH FEDERAL AWARDS  
Year Ended June 30, 2004**

<u>Cluster/Federal Agency/ Award Type/CFDA Program Title</u>	<u>CFDA Number</u>	<u>Urbana</u>	<u>Chicago</u>	<u>Springfield</u>	<u>All Campuses</u>
<b><u>1R&amp;D (CONTINUED)</u></b>					
<b>U.S. DEPARTMENT OF HOUSING &amp; URBAN DEVELOPMENT (HUD)</b>					
<i>Direct Awards</i>					
Community Outreach Partnership Center Program	14.511	\$ 54,504	\$ -	\$ -	\$ 54,504
Early Doctoral Student Research Grants	14.517	-	3,969	-	3,969
Indian Housing Block Grants	14.867	14,849	-	-	14,849
Lead-Based Paint Hazard Control in Privately-Owned Housing	14.900	75,216	-	-	75,216
Healthy Homes Demonstration Grants	14.901	63,063	-	-	63,063
<i>Pass thru from Others - see supplement for detail</i>					
Department of Housing and Urban Development - general	14.000	255,005	13,803	-	268,808
Indian Community Development Block Grant Program	14.862	182,425	-	-	182,425
Indian Housing Block Grants	14.867	(12,378)	-	-	(12,378)
Lead-Based Paint Hazard Control in Privately-Owned Housing	14.900	2,692	-	-	2,692
<i>Pass thru from State of IL - see supplement for detail</i>					
Lead-Based Paint Hazard Control in Privately-Owned Housing	14.900	<u>14,469</u>	<u>31,565</u>	<u>-</u>	<u>46,034</u>
Agency Totals		<u>649,845</u>	<u>49,337</u>	<u>-</u>	<u>699,182</u>
<b>U.S. DEPARTMENT OF INTERIOR</b>					
<i>Direct Awards</i>					
Research and Technology Development	12.910	169,456	-	-	169,456
Department of the Interior - general	15.000	675,933	-	-	675,933
<i>Pass thru from Others - see supplement for detail</i>					
Department of the Interior - general	15.000	358,477	-	-	358,477
<i>Pass thru from State of IL - see supplement for detail</i>					
Regulation of Surface Coal Mining and Surface Effects of Underground Coal Mining	15.250	<u>26,533</u>	<u>-</u>	<u>-</u>	<u>26,533</u>
Agency Totals		<u>1,230,399</u>	<u>-</u>	<u>-</u>	<u>1,230,399</u>
<b>U.S. DEPARTMENT OF INTERIOR - FISH &amp; WILDLIFE</b>					
<i>Direct Awards</i>					
Coastal Wetlands Planning, Protection and Restoration Act	15.614	7,278	-	-	7,278
Conservation Grants Private Stewardship for Imperiled Species	15.632	6,251	-	-	6,251
<i>Pass thru from Others - see supplement for detail</i>					
Cooperative Endangered Species Conservation Fund	15.615	<u>2,243</u>	<u>26,520</u>	<u>-</u>	<u>28,763</u>
Agency Totals		<u>15,772</u>	<u>26,520</u>	<u>-</u>	<u>42,292</u>

**STATE OF ILLINOIS  
UNIVERSITY OF ILLINOIS  
SCHEDULE OF EXPENDITURES OF FEDERAL AWARDS  
CASH FEDERAL AWARDS  
Year Ended June 30, 2004**

<u>Cluster/Federal Agency/ Award Type/CFDA Program Title</u>	<u>CFDA Number</u>	<u>Urbana</u>	<u>Chicago</u>	<u>Springfield</u>	<u>All Campuses</u>
<b><u>1R&amp;D (CONTINUED)</u></b>					
<b>U.S. DEPARTMENT OF INTERIOR - GEOLOGICAL SURVEY</b>					
<i>Direct Awards</i>					
Assistance to State Water Resources Research Institutes	15.805	\$ 142,606	\$ -	\$ -	\$ 142,606
U.S. Geological Survey_ Research and Data Collection	15.808	124,424	46,028	-	170,452
National Spatial Data Infrastructure Cooperative Agreements Program	15.809	47,698	-	-	47,698
National Cooperative Geologic Mapping Program	15.810	285,875	-	-	285,875
Upper Mississippi River System Long Term Resource Monitoring Program	15.978	680,000	-	-	680,000
<i>Pass thru from Others - see supplement for detail</i>					
Assistance to State Water Resources Research Institutes	15.805	4,867	-	-	4,867
U.S. Geological Survey_ Research and Data Collection	15.808	<u>2,464</u>	<u>-</u>	<u>-</u>	<u>2,464</u>
Agency Totals		<u>1,287,934</u>	<u>46,028</u>	<u>-</u>	<u>1,333,962</u>
<b>U.S. DEPARTMENT OF INTERIOR - NATIONAL PARK SERVICE</b>					
<i>Direct Awards</i>					
Department of the Interior - general	15.000	<u>14,803</u>	<u>2,402</u>	<u>-</u>	<u>17,205</u>
Agency Totals		<u>14,803</u>	<u>2,402</u>	<u>-</u>	<u>17,205</u>
<b>U.S. DEPARTMENT OF JUSTICE (DOJ)</b>					
<i>Direct Awards</i>					
National Institute of Justice Research, Evaluation, and Development Project Grants	16.560	-	547,081	-	547,081
Public Safety Partnership and Community Policing Grants	16.710	-	180,662	-	180,662
<i>Pass thru from Others - see supplement for detail</i>					
National Institute of Justice Domestic Anti-Terrorism Technology Development Program (Counterterrorism Research and Development)	16.565	220,458	-	-	220,458
Public Safety Partnership and Community Policing Grants	16.710	<u>-</u>	<u>553</u>	<u>-</u>	<u>553</u>
Agency Totals		<u>220,458</u>	<u>728,296</u>	<u>-</u>	<u>948,754</u>

**STATE OF ILLINOIS  
UNIVERSITY OF ILLINOIS  
SCHEDULE OF EXPENDITURES OF FEDERAL AWARDS  
CASH FEDERAL AWARDS  
Year Ended June 30, 2004**

<u>Cluster/Federal Agency/ Award Type/CFDA Program Title</u>	<u>CFDA Number</u>	<u>Urbana</u>	<u>Chicago</u>	<u>Springfield</u>	<u>All Campuses</u>
<b><u>1R&amp;D (CONTINUED)</u></b>					
<b>U.S. DEPARTMENT OF LABOR (DOL)</b>					
<i>Direct Awards</i>					
Department of Labor - general	17.000	\$ 24,648	\$ -	\$ -	\$ 24,648
Women's Bureau	17.700	-	27,482	-	27,482
<i>Pass thru from Others - see supplement for detail</i>					
Department of Labor - general	17.000	-	3,587	-	3,587
Employment Programs for People with Disabilities	17.720	-	141,891	-	141,891
Agency Totals		<u>24,648</u>	<u>172,960</u>	<u>-</u>	<u>197,608</u>
<b>U.S. - DEPARTMENT OF TRANSPORTATION (DOT)</b>					
<i>Direct Awards</i>					
Department of Transportation - general	20.000	12,721	-	-	12,721
Federal Transit Grants for University Research and Training	20.502	44,709	-	-	44,709
Job Access Reverse Commute	20.516	-	97,884	-	97,884
<i>Pass thru from Others - see supplement for detail</i>					
Department of Transportation - general	20.000	711,058	58,626	-	769,684
Highway Training and Education	20.215	53,146	-	-	53,146
University Transportation Centers Program	20.701	-	48,700	-	48,700
<i>Pass thru from State of IL - see supplement for detail</i>					
Federal Transit_Metropolitan Planning Grants	20.505	4,060	-	-	4,060
Agency Totals		<u>825,694</u>	<u>205,210</u>	<u>-</u>	<u>1,030,904</u>
<b>U.S. DOT - FEDERAL AVIATION ADMINISTRATION (FAA)</b>					
<i>Direct Awards</i>					
Aviation Research Grants	20.108	870,712	-	-	870,712
Air Transportation Centers of Excellence	20.109	439,634	-	-	439,634
<i>Pass thru from Others - see supplement for detail</i>					
Aviation Research Grants	20.108	-	52,849	-	52,849
Agency Totals		<u>1,310,346</u>	<u>52,849</u>	<u>-</u>	<u>1,363,195</u>
<b>U.S. DOT - FEDERAL HIGHWAY ADMINISTRATION (FHWA)</b>					
<i>Direct Awards</i>					
Highway Training and Education	20.215	64,259	2,378	-	66,637
Agency Totals		<u>64,259</u>	<u>2,378</u>	<u>-</u>	<u>66,637</u>



STATE OF ILLINOIS  
UNIVERSITY OF ILLINOIS  
SCHEDULE OF EXPENDITURES OF FEDERAL AWARDS  
CASH FEDERAL AWARDS  
Year Ended June 30, 2004

<u>Cluster/Federal Agency/ Award Type/CFDA Program Title</u>	<u>CFDA Number</u>	<u>Urbana</u>	<u>Chicago</u>	<u>Springfield</u>	<u>All Campuses</u>
<b>1R&amp;D (CONTINUED)</b>					
<b>U.S. DOT - FEDERAL RAILROAD ADMINISTRATION</b>					
<i>Direct Awards</i>					
Railroad Safety	20.301	\$ 119,942	\$ 287,915	\$ -	407,857
Agency Totals		<u>119,942</u>	<u>287,915</u>	<u>-</u>	<u>407,857</u>
<b>U.S. ENVIRONMENTAL PROTECTION AGENCY (EPA)</b>					
<i>Direct Awards</i>					
Environmental Protection Agency - general	66.000	38,210	70,765	-	108,975
Air Pollution Control Program Support	66.001	-	18,781	-	18,781
Surveys Studies, Investigations Demonstrations and Special Purpose Activities Relating to the Clean Air Act	66.034	90,895	-	-	90,895
Surveys, Studies, Investigations, Demonstrations, and Training Grants and Cooperative Agreements - Section 104(B)(3) of the Clean Water Act	66.436	34,594	-	-	34,594
Great Lakes Program	66.469	19,415	-	-	19,415
Environmental Protection Consolidated Research	66.500	164,778	-	-	164,778
Science To Achieve Results (STAR) Program	66.509	383,942	30,461	-	414,403
Office of Research and Development Consolidated Research	66.511	7,742	-	-	7,742
Surveys, Studies, Investigations and Special Purpose Grants	66.606	591,572	-	-	591,572
Training and Fellowships for the Environmental Protection Agency	66.607	-	84,600	-	84,600
Solid Waste Management Assistance	66.808	31,167	-	-	31,167
Environmental Education and Training Program	66.950	-	76,140	-	76,140
<i>Pass thru from Others - see supplement for detail</i>					
Environmental Protection Agency - general	66.000	488,295	128,805	-	617,100
Air Pollution Control Program Support	66.001	12,469	-	-	12,469
National Estuary Program	66.456	6,348	-	-	6,348
Nonpoint Source Implementation Grants	66.460	7,369	-	-	7,369
Water Quality Cooperative Agreements	66.463	11,726	-	-	11,726
Environmental Protection Consolidated Research	66.500	18,292	-	-	18,292
Surveys, Studies, Investigations and Special Purpose Grants	66.606	4,968	-	-	4,968
<i>Pass thru from State of IL - see supplement for detail</i>					
Wetland Program Grants	66.461	48,484	-	-	48,484
Agency Totals		<u>1,960,266</u>	<u>409,552</u>	<u>-</u>	<u>2,369,818</u>

**STATE OF ILLINOIS  
UNIVERSITY OF ILLINOIS  
SCHEDULE OF EXPENDITURES OF FEDERAL AWARDS  
CASH FEDERAL AWARDS  
Year Ended June 30, 2004**

<u>Cluster/Federal Agency/ Award Type/CFDA Program Title</u>	<u>CFDA Number</u>	<u>Urbana</u>	<u>Chicago</u>	<u>Springfield</u>	<u>All Campuses</u>
<b><u>1R&amp;D (CONTINUED)</u></b>					
<b>U.S. FEDERAL EMERGENCY MANAGEMENT AGENCY (FEMA)</b>					
<i>Direct Awards</i>					
Emergency Management Performance Grants (A B)	83.552	\$ 4,530	\$ -	\$ -	\$ 4,530
Agency Totals		<u>4,530</u>	<u>-</u>	<u>-</u>	<u>4,530</u>
<b>U.S. HHS - ADMINISTRATION FOR CHILDREN AND FAMILIES (ACF)</b>					
<i>Direct Awards</i>					
University Centers for Excellence in Developmental Disabilities Education, Research, and Service	93.632	-	381,804	-	381,804
Child Abuse and Neglect Discretionary Activities	93.670	-	313,530	-	313,530
Agency Totals		<u>-</u>	<u>695,334</u>	<u>-</u>	<u>695,334</u>
<b>U.S. HHS - CENTERS FOR DISEASE CONTROL AND PREVENTION (CDC)</b>					
<i>Direct Awards</i>					
Department of Health and Human Services - general	93.000	-	25,376	-	25,376
Injury Prevention and Control Research and State and Community Based Programs	93.136	-	1,206,588	-	1,206,588
Disabilities Prevention	93.184	-	1,043,976	-	1,043,976
Centers for Disease Control and Prevention_ Investigations and Technical Assistance	93.283	-	296,727	-	296,727
HIV Demonstration, Research, Public and Professional Education Projects	93.941	-	316,064	-	316,064
Research, Treatment and Education Programs on Lyme Disease in the United States	93.942	212,209	-	-	212,209
Epidemiologic Research Studies of Acquired Immunodeficiency Syndrome (AIDS) and Human Immunodeficiency Virus (HIV) Infection in Selected Population Groups	93.943	-	882,181	-	882,181
Assistance Programs for Chronic Disease Prevention and Control	93.945	-	1,023,077	-	1,023,077
<i>Pass thru from Others - see supplement for detail</i>					
Department of Health and Human Services - general	93.000	-	27,812	-	27,812
National Center on Sleep Disorders Research	93.233	-	1,473	-	1,473
Centers for Disease Control and Prevention_ Investigations and Technical Assistance	93.283	-	158,809	-	158,809
HIV Demonstration, Research, Public and Professional Education Projects	93.941	-	16,353	-	16,353
Health and Safety Programs for Construction Work	93.955	-	5,035	-	5,035
Agency Totals		<u>212,209</u>	<u>5,003,471</u>	<u>-</u>	<u>5,215,680</u>

STATE OF ILLINOIS  
UNIVERSITY OF ILLINOIS  
SCHEDULE OF EXPENDITURES OF FEDERAL AWARDS  
CASH FEDERAL AWARDS  
Year Ended June 30, 2004

<u>Cluster/Federal Agency/ Award Type/CFDA Program Title</u>	<u>CFDA Number</u>	<u>Urbana</u>	<u>Chicago</u>	<u>Springfield</u>	<u>All Campuses</u>
<b>1R&amp;D (CONTINUED)</b>					
<b>U.S. DEPARTMENT OF HEALTH &amp; HUMAN SERVICES (HHS)</b>					
<i>Direct Awards</i>					
Department of Health and Human Services - general	93.000	\$ -	\$ 115,922	\$ -	\$ 115,922
Maternal and Child Health Federal Consolidated Programs	93.110	-	23,581	-	23,581
Human Health Studies_Applied Research and Development	93.206	-	96,615	-	96,615
Research on Healthcare Costs, Quality and Outcomes	93.226	-	982,828	-	982,828
Mental Health Research Grants	93.242	-	108,013	-	108,013
Nursing Research	93.361	-	265,211	-	265,211
Cancer Treatment Research	93.395	-	174	-	174
Cell Biology and Biophysics Research	93.821	-	229,510	-	229,510
Heart and Vascular Diseases Research	93.837	-	703,662	-	703,662
Blood Diseases and Resources Research	93.839	-	93,995	-	93,995
Microbiology and Infectious Diseases Research	93.856	-	153,064	-	153,064
Child Health and Human Development Extramural Research	93.865	-	313,443	-	313,443
Aging Research	93.866	-	260,145	-	260,145
Vision Research	93.867	-	771,515	-	771,515
Pilot Clinical Pharmacology Training	93.948	-	34,430	-	34,430
<i>Pass thru from Others - see supplement for detail</i>					
Department of Health and Human Services - general	93.000	80,579	827,888	-	908,467
Research Related to Deafness and Communication Disorders	93.173	30,537	70,156	-	100,693
Consolidated Knowledge Development and Application (KD&A) Program	93.230	-	45,611	-	45,611
Healthy Community Access Program	93.252	-	8,669	-	8,669
Discovery and Applied Research	93.286	159,537	2,498	-	162,035
Nursing Research	93.361	-	24,322	-	24,322
Cancer Centers Support Grants	93.397	43,142	78,556	-	121,698
Cancer Control	93.399	-	213,613	-	213,613
Heart and Vascular Diseases Research	93.837	7,750	1,200	-	8,950
Blood Diseases and Resources Research	93.839	-	187,489	-	187,489
Biological Basis Research in the Neurosciences	93.854	-	26,658	-	26,658
Microbiology and Infectious Diseases Research	93.856	56,454	5,243	-	61,697
Child Health and Human Development Extramural Research	93.865	-	45,183	-	45,183
Research, Treatment and Education Programs on Lyme Disease in the United States	93.942	7,057	-	-	7,057
International Research and Research Training	93.989	207	-	-	207

**STATE OF ILLINOIS  
UNIVERSITY OF ILLINOIS  
SCHEDULE OF EXPENDITURES OF FEDERAL AWARDS  
CASH FEDERAL AWARDS  
Year Ended June 30, 2004**

<u>Cluster/Federal Agency/ Award Type/CFDA Program Title</u>	<u>CFDA Number</u>	<u>Urbana</u>	<u>Chicago</u>	<u>Springfield</u>	<u>All Campuses</u>
<b>1R&amp;D (CONTINUED)</b>					
<b>U.S. DEPARTMENT OF HEALTH &amp; HUMAN SERVICES (HHS) (CONTINUED)</b>					
<i>Pass thru from State of IL - see supplement for detail</i>					
National Family Caregiver Support	93.052	\$ -	\$ 52,404	\$ -	\$ 52,404
Food and Drug Administration Research	93.103	5,604	-	-	5,604
Injury Prevention and Control Research and State and Community Based Programs	93.136	-	-	8,537	8,537
State Rural Hospital Flexibility Program	93.241	-	10,463	-	10,463
Mental Health National Research Service Awards for Research Training	93.282	-	26,078	-	26,078
Centers for Disease Control and Prevention Investigations and Technical Assistance	93.283	-	104,486	-	104,486
Abandoned Infants	93.551	-	84,102	-	84,102
Promoting Safe and Stable Families	93.556	53,091	-	-	53,091
State Court Improvement Program	93.586	23,541	-	-	23,541
Social Services Research and Demonstration	93.647	126,521	-	-	126,521
Foster Care Title IV-E	93.658	-	29,518	-	29,518
Chafee Foster Care Independent Living	93.674	416,835	5,255	-	422,090
HIV Prevention Activities Health Department Based	93.940	-	25,770	-	25,770
Agency Totals		<u>1,010,855</u>	<u>6,027,270</u>	<u>8,537</u>	<u>7,046,662</u>
<b>U.S. HHS - HEALTH RESOURCES AND SERVICES ADMINISTRATION (HRSA)</b>					
<i>Direct Awards</i>					
Department of Health and Human Services - general	93.000	-	19,996	-	19,996
Maternal and Child Health Federal Consolidated Programs	93.110	-	449,627	-	449,627
AIDS Education and Training Centers	93.145	-	2,613,861	-	2,613,861
Allied Health Special Projects	93.191	-	114,385	-	114,385
Centers for Medical Education Research	93.222	-	255,541	-	255,541
Nurse Education, Practice and Retention Grants	93.359	-	222,844	-	222,844
Health Careers Opportunity Program	93.822	(1,479)	1,096,569	-	1,095,090
Vision Research	93.867	-	194,236	-	194,236
Grants for Residency Training in Primary Care Medicine and Dentistry	93.884	-	73,265	-	73,265
Predoctoral Training in Primary Care (Family Medicine General Internal Medicine/General	93.896	-	482	-	482
Grants to Provide Outpatient Early Intervention Services with Respect to HIV Disease	93.918	-	768,190	-	768,190
<i>Pass thru from Others - see supplement for detail</i>					
Department of Health and Human Services - general	93.000	-	29,000	-	29,000
Maternal and Child Health Federal Consolidated Programs	93.110	-	42,776	-	42,776
AIDS Education and Training Centers	93.145	-	(4,841)	-	(4,841)
Agency Totals		<u>(1,479)</u>	<u>5,875,931</u>	<u>-</u>	<u>5,874,452</u>

STATE OF ILLINOIS  
UNIVERSITY OF ILLINOIS  
SCHEDULE OF EXPENDITURES OF FEDERAL AWARDS  
CASH FEDERAL AWARDS  
Year Ended June 30, 2004

<u>Cluster/Federal Agency/ Award Type/CFDA Program Title</u>	<u>CFDA Number</u>	<u>Urbana</u>	<u>Chicago</u>	<u>Springfield</u>	<u>All Campuses</u>
<b>1R&amp;D (CONTINUED)</b>					
<b>U.S. HHS - JOHN E FOGARTY INTERNATIONAL CENTER</b>					
<i>Direct Awards</i>					
International Research and Research Training	93.989	\$ -	705,167	\$ -	705,167
Agency Totals		-	705,167	-	705,167
<b>U.S. HHS - NATIONAL CANCER INSTITUTE</b>					
<i>Direct Awards</i>					
Department of Health and Human Services - general	93.000	1,618	1,341,409	-	1,343,027
Cancer Cause and Prevention Research	93.393	82,014	776,245	-	858,259
Cancer Detection and Diagnosis Research	93.394	236,658	-	-	236,658
Cancer Treatment Research	93.395	-	1,437,874	-	1,437,874
Cancer Biology Research	93.396	20,690	848,697	-	869,387
Cancer Control	93.399	82,728	1,386,189	-	1,468,917
Population Research	93.864	-	20,211	-	20,211
<i>Pass thru from Others - see supplement for detail</i>					
Cancer Cause and Prevention Research	93.393	41,314	16,088	-	57,402
Cancer Treatment Research	93.395	66,137	106,939	-	173,076
Cancer Control	93.399	-	41,598	-	41,598
Agency Totals		531,159	5,975,250	-	6,506,409
<b>U.S. HHS - NATIONAL CENTER COMPLEMENTARY &amp; ALTERNATIVE MEDICINE</b>					
<i>Direct Awards</i>					
Research and Training in Complementary and Alternative Medicine	93.213	-	18,007	-	18,007
<i>Pass thru from Others - see supplement for detail</i>					
Research and Training in Complementary and Alternative Medicine	93.213	81,180	46,610	-	127,790
Agency Totals		81,180	64,617	-	145,797

**STATE OF ILLINOIS  
UNIVERSITY OF ILLINOIS  
SCHEDULE OF EXPENDITURES OF FEDERAL AWARDS  
CASH FEDERAL AWARDS  
Year Ended June 30, 2004**

<u>Cluster/Federal Agency/ Award Type/CFDA Program Title</u>	<u>CFDA Number</u>	<u>Urbana</u>	<u>Chicago</u>	<u>Springfield</u>	<u>All Campuses</u>
<b><u>1R&amp;D (CONTINUED)</u></b>					
<b>U.S. HHS - NATIONAL CENTER FOR RESEARCH RESOURCES</b>					
<i>Direct Awards</i>					
National Center for Research Resources	93.389	\$ 250,000	\$ 114,048	\$ -	\$ 364,048
<i>Pass thru from Others - see supplement for detail</i>					
Biomedical Research Technology	93.371	<u>43,805</u>	<u>-</u>	<u>-</u>	<u>43,805</u>
Agency Totals		<u>293,805</u>	<u>114,048</u>	<u>-</u>	<u>407,853</u>
<b>U.S. HHS - NATIONAL CENTER MINORITY HEALTH &amp; HEALTH DISPARITIES</b>					
<i>Direct Awards</i>					
Minority Health and Health Disparities Research	93.307	<u>-</u>	<u>669,550</u>	<u>-</u>	<u>669,550</u>
Agency Totals		<u>-</u>	<u>669,550</u>	<u>-</u>	<u>669,550</u>
<b>U.S. HHS - NATIONAL EYE INSTITUTE</b>					
<i>Direct Awards</i>					
Vision Research	93.867	<u>-</u>	<u>601,890</u>	<u>-</u>	<u>601,890</u>
Agency Totals		<u>-</u>	<u>601,890</u>	<u>-</u>	<u>601,890</u>
<b>U.S. HHS - NATIONAL HANSENS DISEASE PROGRAMS (NHDP)</b>					
<i>Direct Awards</i>					
Department of Health and Human Services - general	93.000	<u>-</u>	<u>122,824</u>	<u>-</u>	<u>122,824</u>
Agency Totals		<u>-</u>	<u>122,824</u>	<u>-</u>	<u>122,824</u>
<b>U.S. HHS - NATIONAL HEART LUNG &amp; BLOOD INSTITUTE</b>					
<i>Direct Awards</i>					
National Center on Sleep Disorders Research	93.233	-	166,711	-	166,711
Heart and Vascular Diseases Research	93.837	13,264	1,164,694	-	1,177,958
Lung Diseases Research	93.838	-	199,710	-	199,710
Blood Diseases and Resources Research	93.839	<u>-</u>	<u>358,916</u>	<u>-</u>	<u>358,916</u>
Agency Totals		<u>13,264</u>	<u>1,890,031</u>	<u>-</u>	<u>1,903,295</u>

**STATE OF ILLINOIS  
UNIVERSITY OF ILLINOIS  
SCHEDULE OF EXPENDITURES OF FEDERAL AWARDS  
CASH FEDERAL AWARDS  
Year Ended June 30, 2004**

<u>Cluster/Federal Agency/ Award Type/CFDA Program Title</u>	<u>CFDA Number</u>	<u>Urbana</u>	<u>Chicago</u>	<u>Springfield</u>	<u>All Campuses</u>
<b><u>1R&amp;D (CONTINUED)</u></b>					
<b>U.S. HHS - NATIONAL INSTITUTE ARTHRITIS, MUSCULOSKELETAL AND SKIN DISEASES</b>					
<i>Direct Awards</i>					
Arthritis, Musculoskeletal and Skin Diseases Research	93.846	\$ 181,983	\$ 214,580	\$ -	396,563
Agency Totals		<u>181,983</u>	<u>214,580</u>	<u>-</u>	<u>396,563</u>
<b>U.S. HHS - NATIONAL INSTITUTE BIOMEDICAL IMAGING &amp; BIOENGINEERING</b>					
<i>Direct Awards</i>					
Research Related to Deafness and Communication Disorders	93.173	27,189	206,196	-	233,385
Discovery and Applied Research	93.286	115,960	114,293	-	230,253
<i>Pass thru from Others - see supplement for detail</i>					
Department of Health and Human Services - general	93.000	48,810	-	-	48,810
Discovery and Applied Research	93.286	233,813	-	-	233,813
Cancer Treatment Research	93.395	39,734	-	-	39,734
Agency Totals		<u>465,506</u>	<u>320,489</u>	<u>-</u>	<u>785,995</u>
<b>U.S. HHS - NATIONAL INSTITUTE DEAFNESS &amp; OTHER HEARING DISORDERS</b>					
<i>Direct Awards</i>					
Research Related to Deafness and Communication Disorders	93.173	-	4,069	-	4,069
Agency Totals		<u>-</u>	<u>4,069</u>	<u>-</u>	<u>4,069</u>
<b>U.S. HHS - NATIONAL INSTITUTE OF DIABETES &amp; DIGESTIVE &amp; KIDNEY DISEASES</b>					
<i>Direct Awards</i>					
Diabetes, Endocrinology and Metabolism Research	93.847	19,382	-	-	19,382
Digestive Diseases and Nutrition Research	93.848	-	372,353	-	372,353
Agency Totals		<u>19,382</u>	<u>372,353</u>	<u>-</u>	<u>391,735</u>
<b>U.S. HHS - NATIONAL INSTITUTE FOR OCCUPATIONAL SAFETY &amp; HEALTH</b>					
<i>Direct Awards</i>					
Occupational Safety and Health Research Projects	93.262	21,649	57,484	-	79,133
Agency Totals		<u>21,649</u>	<u>57,484</u>	<u>-</u>	<u>79,133</u>

**STATE OF ILLINOIS  
UNIVERSITY OF ILLINOIS  
SCHEDULE OF EXPENDITURES OF FEDERAL AWARDS  
CASH FEDERAL AWARDS  
Year Ended June 30, 2004**

<u>Cluster/Federal Agency/ Award Type/CFDA Program Title</u>	<u>CFDA Number</u>	<u>Urbana</u>	<u>Chicago</u>	<u>Springfield</u>	<u>All Campuses</u>
<b><u>1R&amp;D (CONTINUED)</u></b>					
<b>U.S. HHS - NATIONAL INSTITUTE OF ALLERGY &amp; INFECTIOUS DISEASES</b>					
<i>Direct Awards</i>					
Allergy, Immunology and Transplantation Research	93.855	\$ 105,183	\$ 44,636	\$ -	\$ 149,819
Microbiology and Infectious Diseases Research	93.856	474,942	2,336,041	-	2,810,983
<i>Pass thru from Others - see supplement for detail</i>					
Department of Health and Human Services - general	93.000	364,132	201,057	-	565,189
Microbiology and Infectious Diseases Research	93.856	<u>383,154</u>	<u>122,684</u>	<u>-</u>	<u>505,838</u>
Agency Totals		<u>1,327,411</u>	<u>2,704,418</u>	<u>-</u>	<u>4,031,829</u>
<b>U.S. HHS - NATIONAL INSTITUTE OF CHILD HEALTH &amp; HUMAN DEVELOPMENT</b>					
<i>Direct Awards</i>					
Population Research	93.864	245,396	59,365	-	304,761
Child Health and Human Development Extramural Research	93.865	840,065	341,163	-	1,181,228
Center for Medical Rehabilitation Research	93.929	-	20,851	-	20,851
<i>Pass thru from Others - see supplement for detail</i>					
Department of Health and Human Services - general	93.000	(1,118)	-	-	(1,118)
Child Health and Human Development Extramural Research	93.865	<u>-</u>	<u>60,143</u>	<u>-</u>	<u>60,143</u>
Agency Totals		<u>1,084,343</u>	<u>481,522</u>	<u>-</u>	<u>1,565,865</u>
<b>U.S. HHS - NATIONAL INSTITUTE OF DENTAL &amp; CRANIOFACIAL RESEARCH</b>					
<i>Direct Awards</i>					
Oral Diseases and Disorders Research	93.121	<u>-</u>	<u>676,801</u>	<u>-</u>	<u>676,801</u>
Agency Totals		<u>-</u>	<u>676,801</u>	<u>-</u>	<u>676,801</u>
<b>U.S. HHS - NATIONAL INSTITUTE OF ENVIRONMENTAL &amp; HEALTH SCIENCES</b>					
<i>Direct Awards</i>					
Biological Response to Environmental Health Hazards	93.113	-	104,954	-	104,954
Applied Toxicological Research and Testing	93.114	<u>-</u>	<u>6,215</u>	<u>-</u>	<u>6,215</u>
Agency Totals		<u>-</u>	<u>111,169</u>	<u>-</u>	<u>111,169</u>



**STATE OF ILLINOIS  
UNIVERSITY OF ILLINOIS  
SCHEDULE OF EXPENDITURES OF FEDERAL AWARDS  
CASH FEDERAL AWARDS  
Year Ended June 30, 2004**

<u>Cluster/Federal Agency/ Award Type/CFDA Program Title</u>	<u>CFDA Number</u>	<u>Urbana</u>	<u>Chicago</u>	<u>Springfield</u>	<u>All Campuses</u>
<b>1R&amp;D (CONTINUED)</b>					
<b>U.S. HHS - NATIONAL INSTITUTE OF GENERAL MEDICAL SCIENCES</b>					
<i>Direct Awards</i>					
Department of Health and Human Services - general	93.000	\$ 163,896	\$ -	\$ -	\$ 163,896
Cell Biology and Biophysics Research	93.821	1,268,903	3,608,357	-	4,877,260
Biomedical Research and Research Training	93.859	927,410	17,752	-	945,162
Genetics and Developmental Biology Research and Research Training	93.862	-	404,995	-	404,995
<i>Pass thru from Others - see supplement for detail</i>					
Department of Health and Human Services - general	93.000	217,833	-	-	217,833
Cell Biology and Biophysics Research	93.821	<u>4,612</u>	<u>-</u>	<u>-</u>	<u>4,612</u>
Agency Totals		<u>2,582,654</u>	<u>4,031,104</u>	<u>-</u>	<u>6,613,758</u>
<b>U.S. HHS - NATIONAL INSTITUTE OF MENTAL HEALTH</b>					
<i>Direct Awards</i>					
Mental Health Research Grants	93.242	8,478	432,245	-	440,723
Mental Health Research Career/Scientist Development Awards	93.281	-	276,192	-	276,192
Mental Health National Research Service Awards for Research Training	93.282	315,246	-	-	315,246
Extramural Research Programs in the Neurosciences and Neurological Disorders	93.853	-	819,028	-	819,028
<i>Pass thru from Others - see supplement for detail</i>					
Research Related to Deafness and Communication Disorders	93.173	10,517	-	-	10,517
Mental Health Research Grants	93.242	218,598	123,271	-	341,869
Microbiology and Infectious Diseases Research	93.856	<u>-</u>	<u>54,631</u>	<u>-</u>	<u>54,631</u>
Agency Totals		<u>552,839</u>	<u>1,705,367</u>	<u>-</u>	<u>2,258,206</u>
<b>U.S. HHS - NATIONAL INSTITUTE OF NEUROLOGICAL DISORDERS &amp; STROKE</b>					
<i>Direct Awards</i>					
Extramural Research Programs in the Neurosciences and Neurological Disorders	93.853	2,750	1,607,053	-	1,609,803
<i>Pass thru from Others - see supplement for detail</i>					
Extramural Research Programs in the Neurosciences and Neurological Disorders	93.853	<u>33,470</u>	<u>-</u>	<u>-</u>	<u>33,470</u>
Agency Totals		<u>36,220</u>	<u>1,607,053</u>	<u>-</u>	<u>1,643,273</u>
<b>U.S. HHS - NATIONAL INSTITUTE OF NURSING RESEARCH</b>					
<i>Direct Awards</i>					
Nursing Research	93.361	<u>-</u>	<u>19,204</u>	<u>-</u>	<u>19,204</u>
Agency Totals		<u>-</u>	<u>19,204</u>	<u>-</u>	<u>19,204</u>

STATE OF ILLINOIS  
UNIVERSITY OF ILLINOIS  
SCHEDULE OF EXPENDITURES OF FEDERAL AWARDS  
CASH FEDERAL AWARDS  
Year Ended June 30, 2004

<u>Cluster/Federal Agency/ Award Type/CFDA Program Title</u>	<u>CFDA Number</u>	<u>Urbana</u>	<u>Chicago</u>	<u>Springfield</u>	<u>All Campuses</u>
<b><u>1R&amp;D (CONTINUED)</u></b>					
<b>U.S. HHS - NATIONAL INSTITUTE ON AGING</b>					
<i>Direct Awards</i>					
Department of Health and Human Services - general	93.000	\$ -	\$ 235,304	\$ -	\$ 235,304
Aging Research	93.866	312,059	940,566	-	1,252,625
<i>Pass thru from Others - see supplement for detail</i>					
Aging Research	93.866	28,278	-	-	28,278
Agency Totals		<u>340,337</u>	<u>1,175,870</u>	<u>-</u>	<u>1,516,207</u>
<b>U.S. HHS - NATIONAL INSTITUTE ON ALCOHOL ABUSE &amp; ALCOHOLISM</b>					
<i>Direct Awards</i>					
Alcohol National Research Service Awards for Research Training	93.272	18,277	-	-	18,277
Agency Totals		<u>18,277</u>	<u>-</u>	<u>-</u>	<u>18,277</u>
<b>U.S. HHS - NATIONAL INSTITUTE ON DEAFNESS &amp; OTHER HEARING DISORDERS</b>					
<i>Pass thru from Others - see supplement for detail</i>					
Research Related to Deafness and Communication Disorders	93.173	99,357	-	-	99,357
Agency Totals		<u>99,357</u>	<u>-</u>	<u>-</u>	<u>99,357</u>
<b>U.S. HHS - NATIONAL INSTITUTE ON DRUG ABUSE</b>					
<i>Direct Awards</i>					
Department of Health and Human Services - general	93.000	-	11,969	-	11,969
Drug Abuse National Research Service Awards for Research	93.278	-	2,750	-	2,750
Drug Abuse Research Programs	93.279	-	565,943	-	565,943
<i>Pass thru from Others - see supplement for detail</i>					
Department of Health and Human Services - general	93.000	-	25,258	-	25,258
Drug Abuse Research Programs	93.279	-	7,861	-	7,861
Agency Totals		<u>-</u>	<u>613,781</u>	<u>-</u>	<u>613,781</u>

**STATE OF ILLINOIS  
UNIVERSITY OF ILLINOIS  
SCHEDULE OF EXPENDITURES OF FEDERAL AWARDS  
CASH FEDERAL AWARDS  
Year Ended June 30, 2004**

<u>Cluster/Federal Agency/ Award Type/CFDA Program Title</u>	<u>CFDA Number</u>	<u>Urbana</u>	<u>Chicago</u>	<u>Springfield</u>	<u>All Campuses</u>
<b>1R&amp;D (CONTINUED)</b>					
<b>U.S. HHS - NATIONAL INSTITUTES OF HEALTH (NIH)</b>					
<i>Direct Awards</i>					
Capitation Grants for Schools of Public Health	93.000	\$ -	\$ 1,866	\$ -	\$ 1,866
Department of Health and Human Services - general	93.000	(13,535)	1,576,775	-	1,563,240
Minority International Research Training Grant in the	93.106	-	146,220	-	146,220
Biological Response to Environmental Health Hazards	93.113	153,381	511,722	-	665,103
Biometry and Risk Estimation Health Risks from Environmental Exposures	93.115	1,066,108	462,161	-	1,528,269
Oral Diseases and Disorders Research	93.121	317,802	2,756,322	-	3,074,124
Centers for Research and Demonstration for Health Promotion and Disease Prevention	93.135	-	1,217,367	-	1,217,367
Health Program for Toxic Substances and Disease Registry	93.161	-	230,320	-	230,320
International Cooperative Biodiversity Groups Program	93.168	-	292,137	-	292,137
Human Genome Research	93.172	-	561,316	-	561,316
Research Related to Deafness and Communication Disorders	93.173	1,261,813	809,940	-	2,071,753
Great Lakes Human Health Effects Research	93.208	272,943	-	-	272,943
Research and Training in Complementary and Alternative Medicine	93.213	92,821	1,788,900	-	1,881,721
Consolidated Knowledge Development and Application (KD&A) Program	93.230	-	4,443	-	4,443
Mental Health Research Grants	93.242	3,382,299	7,420,067	-	10,802,366
Occupational Safety and Health Research Projects	93.262	-	193,896	-	193,896
Alcohol Research Career Development Awards for Scientists and Clinicians	93.271	-	3,762	-	3,762
Alcohol National Research Service Awards for Research Training	93.272	28,477	-	-	28,477
Alcohol Research Programs	93.273	348,331	2,461,294	-	2,809,625
Career Development Awards	93.277	-	558,093	-	558,093
Drug Abuse National Research Service Awards for Research	93.278	20,645	261,890	-	282,535
Drug Abuse Research Programs	93.279	528,252	4,393,466	-	4,921,718
Mental Health Research Career/Scientist Development Awards	93.281	13,071	484,384	-	497,455
Mental Health National Research Service Awards for Research Training	93.282	185,499	532,148	-	717,647
Centers for Disease Control and Prevention_ Investigations and Technical Assistance	93.283	100,605	-	-	100,605
Discovery and Applied Research	93.286	987,578	272,143	-	1,259,721
Bioinformatics and Computational Biology Research (B)	93.309	259,647	250,271	-	509,918
General Clinical Research Centers	93.333	-	2,877,800	-	2,877,800
Nursing Research	93.361	327	5,203,673	-	5,204,000
Biomedical Research Technology	93.371	2,457,293	9,511	-	2,466,804
Minority Biomedical Research Support	93.375	-	2,111	-	2,111
National Center for Research Resources	93.389	706,856	1,605,901	-	2,312,757

**STATE OF ILLINOIS  
UNIVERSITY OF ILLINOIS  
SCHEDULE OF EXPENDITURES OF FEDERAL AWARDS  
CASH FEDERAL AWARDS  
Year Ended June 30, 2004**

<u>Cluster/Federal Agency/ Award Type/CFDA Program Title</u>	<u>CFDA Number</u>	<u>Urbana</u>	<u>Chicago</u>	<u>Springfield</u>	<u>All Campuses</u>
<b>1R&amp;D (CONTINUED)</b>					
<b>U.S. HHS - NATIONAL INSTITUTES OF HEALTH (NIH) (CONTINUED)</b>					
<i>Direct Awards (Continued)</i>					
Cancer Cause and Prevention Research	93.393	\$ 520,148	\$ 1,969,656	\$ -	\$ 2,489,804
Cancer Detection and Diagnosis Research	93.394	337,324	742,789	-	1,080,113
Cancer Treatment Research	93.395	35,185	2,646,224	-	2,681,409
Cancer Biology Research	93.396	737,306	2,999,067	-	3,736,373
Cancer Research Manpower	93.398	48,753	581,549	-	630,302
Cancer Control	93.399	-	2,515,827	-	2,515,827
Refugee Assistance_Naturalization and Citizenship Activities	93.589	-	279,283	-	279,283
Head Start	93.600	2,232	-	-	2,232
Child Welfare Services Training Grants	93.648	138,844	-	-	138,844
Cell Biology and Biophysics Research	93.821	4,434,582	1,919,866	-	6,354,448
Heart and Vascular Diseases Research	93.837	848,800	5,406,834	-	6,255,634
Lung Diseases Research	93.838	882,107	3,628,256	-	4,510,363
Blood Diseases and Resources Research	93.839	1,232,911	6,824,721	-	8,057,632
Arthritis, Musculoskeletal and Skin Diseases Research	93.846	472,232	1,802,301	-	2,274,533
Diabetes, Endocrinology and Metabolism Research	93.847	1,591,020	964,251	-	2,555,271
Digestive Diseases and Nutrition Research	93.848	823,564	3,782,067	-	4,605,631
Kidney Diseases, Urology and Hematology Research	93.849	115,789	705,612	-	821,401
Extramural Research Programs in the Neurosciences and Neurological Disorders	93.853	2,742,952	1,831,708	-	4,574,660
Biological Basis Research in the Neurosciences	93.854	351,236	2,546,102	-	2,897,338
Allergy, Immunology and Transplantation Research	93.855	147,095	1,596,244	-	1,743,339
Microbiology and Infectious Diseases Research	93.856	2,871,645	6,070,132	-	8,941,777
Biomedical Research and Research Training	93.859	7,372,332	3,403,808	-	10,776,140
Genetics and Developmental Biology Research and Research Training	93.862	607,450	2,298,887	-	2,906,337
Population Research	93.864	1,288,982	2,000,725	-	3,289,707
Child Health and Human Development Extramural Research	93.865	1,755,667	1,619,966	-	3,375,633
Aging Research	93.866	5,166,657	2,851,131	-	8,017,788
Vision Research	93.867	701,028	3,479,158	-	4,180,186
Medical Library Assistance	93.879	56,854	556,716	-	613,570
Minority Access to Research Careers	93.880	23,228	-	-	23,228
Resource and Manpower Development in the Environmental Health Sciences	93.894	209,470	-	-	209,470
Center for Medical Rehabilitation Research	93.929	-	700,060	-	700,060
Fogarty International Research Collaboration Award	93.934	21,692	-	-	21,692
Research, Treatment and Education Programs on Lyme Disease in the United States	93.942	213	-	-	213
International Research and Research Training	93.989	268,460	583,407	-	851,867

STATE OF ILLINOIS  
UNIVERSITY OF ILLINOIS  
SCHEDULE OF EXPENDITURES OF FEDERAL AWARDS  
CASH FEDERAL AWARDS  
Year Ended June 30, 2004

<u>Cluster/Federal Agency/ Award Type/CFDA Program Title</u>	<u>CFDA Number</u>	<u>Urbana</u>	<u>Chicago</u>	<u>Springfield</u>	<u>All Campuses</u>
<b>1R&amp;D (CONTINUED)</b>					
<b>U.S. HHS - NATIONAL INSTITUTES OF HEALTH (NIH) (CONTINUED)</b>					
<i>Pass thru from Others - see supplement for detail</i>					
Department of Health and Human Services - general	93.000	\$ 187,201	\$ 369,723	\$ -	\$ 556,924
Biometry and Risk Estimation_Health Risks from Environmental Exposures	93.115	-	26,427	-	26,427
Oral Diseases and Disorders Research	93.121	238,336	324,036	-	562,372
Centers for Research and Demonstration for Health Promotion and Disease Prevention	93.135	-	23,900	-	23,900
NIEHS Superfund Hazardous Substances_Basic Research and Education	93.143	-	2,014	-	2,014
International Cooperative Biodiversity Groups Program	93.168	-	13,783	-	13,783
Research Related to Deafness and Communication Disorders	93.173	-	284,787	-	284,787
Research and Training in Complementary and Alternative Medicine	93.213	-	34,717	-	34,717
Research on Healthcare Costs, Quality and Outcomes	93.226	-	484,845	-	484,845
Consolidated Knowledge Development and Application (KD&A) Program	93.230	-	41,626	-	41,626
Mental Health Research Grants	93.242	(9,891)	533,077	-	523,186
Substance Abuse and Mental Health Services_Projects of Regional and National Significance	93.243	-	38,411	-	38,411
Drug Abuse Research Programs	93.279	-	93,264	-	93,264
Mental Health National Research Service Awards for Research Training	93.282	75	4,031	-	4,106
Centers for Disease Control and Prevention_Investigations and Technical Assistance	93.283	-	24,946	-	24,946
Discovery and Applied Research	93.286	40,427	85,260	-	125,687
Biomedical Research Technology	93.371	(4,547)	-	-	(4,547)
National Center for Research Resources	93.389	-	5,160	-	5,160
Cancer Cause and Prevention Research	93.393	82,837	49,336	-	132,173
Cancer Detection and Diagnosis Research	93.394	-	(171,187)	-	(171,187)
Cancer Treatment Research	93.395	-	311,131	-	311,131
Cancer Biology Research	93.396	-	52,206	-	52,206
Cancer Centers Support Grants	93.397	-	83,713	-	83,713
Cancer Control	93.399	-	575,910	-	575,910
Community Services Block Grant	93.569	110	-	-	110
Cell Biology and Biophysics Research	93.821	34,954	2,746	-	37,700
Heart and Vascular Diseases Research	93.837	-	732,378	-	732,378
Lung Diseases Research	93.838	-	92,542	-	92,542
Blood Diseases and Resources Research	93.839	-	188,325	-	188,325
Arthritis, Musculoskeletal and Skin Diseases Research	93.846	65,997	493,821	-	559,818
Digestive Diseases and Nutrition Research	93.848	-	91,108	-	91,108
Kidney Diseases, Urology and Hematology Research	93.849	-	92,980	-	92,980

**UNIVERSITY OF ILLINOIS**  
**SCHEDULE OF EXPENDITURES OF FEDERAL AWARDS**  
**CASH FEDERAL AWARDS**  
**Year Ended June 30, 2004**

<u>Cluster/Federal Agency/ Award Type/CFDA Program Title</u>	<u>CFDA Number</u>	<u>Urbana</u>	<u>Chicago</u>	<u>Springfield</u>	<u>All Campuses</u>
<b>1R&amp;D (CONTINUED)</b>					
<b>U.S. HHS - NATIONAL INSTITUTES OF HEALTH (NIH) (CONTINUED)</b>					
<i>Pass thru from Others - see supplement for detail (Continued)</i>					
Extramural Research Programs in the Neurosciences and Neurological Disorders	93.853	\$ 7,810	\$ 579,330	\$ -	\$ 587,140
Biological Basis Research in the Neurosciences	93.854	-	(15,719)	-	(15,719)
Allergy, Immunology and Transplantation Research	93.855	-	331,910	-	331,910
Microbiology and Infectious Diseases Research	93.856	58,011	358,068	-	416,079
Biomedical Research and Research Training	93.859	52,754	347,289	-	400,043
Population Research	93.864	28,002	661,500	-	689,502
Child Health and Human Development Extramural Research	93.865	-	146,186	-	146,186
Aging Research	93.866	282,557	572,475	-	855,032
Vision Research	93.867	-	32,644	-	32,644
Medical Library Assistance	93.879	-	4,160	-	4,160
Center for Medical Rehabilitation Research	93.929	-	37,419	-	37,419
HIV Prevention Activities Non-Governmental Organization Based	93.939	-	10,220	-	10,220
HIV Demonstration, Research, Public and Professional Education Projects	93.941	-	53,799	-	53,799
International Research and Research Training	93.989	97,123	90,334	-	187,457
Agency Totals		<u>49,137,727</u>	<u>111,390,877</u>	<u>-</u>	<u>160,528,604</u>
<b>U.S. HHS - NATIONAL LIBRARY OF MEDICINE</b>					
<i>Direct Awards</i>					
Department of Health and Human Services - general	93.000	-	220,868	-	220,868
Medical Library Assistance	93.879	-	34,192	-	34,192
Agency Totals		<u>-</u>	<u>255,060</u>	<u>-</u>	<u>255,060</u>
<b>U.S. HHS - SUBSTANCE ABUSE &amp; MENTAL HEALTH SERVICES</b>					
<b>ADMINISTRATION (SAMHSA)</b>					
<i>Direct Awards</i>					
Heart Lung & Blood Disorders Shared Research Facilities	93.131	-	52	-	52
Consolidated Knowledge Development and Application (KD&A) Program	93.230	-	670,966	-	670,966
Mental Health National Research Service Awards for Research Training	93.282	11,679	-	-	11,679
<i>Pass thru from Others - see supplement for detail</i>					
Department of Health and Human Services - general	93.000	1,620	-	-	1,620
Consolidated Knowledge Development and Application (KD&A) Program	93.230	-	100,892	-	100,892
Agency Totals		<u>13,299</u>	<u>771,910</u>	<u>-</u>	<u>785,209</u>

**UNIVERSITY OF ILLINOIS  
SCHEDULE OF EXPENDITURES OF FEDERAL AWARDS  
CASH FEDERAL AWARDS  
Year Ended June 30, 2004**

<u>Cluster/Federal Agency/ Award Type/CFDA Program Title</u>	<u>CFDA Number</u>	<u>Urbana</u>	<u>Chicago</u>	<u>Springfield</u>	<u>All Campuses</u>
<b><u>1R&amp;D (CONTINUED)</u></b>					
<b>U.S. INSTITUTE OF MUSEUM &amp; LIBRARY SERVICES (IMLS)</b>					
<i>Direct Awards</i>					
National Leadership Grants	45.312	\$ 32,051	\$ -	\$ -	\$ 32,051
<i>Pass thru from State of IL - see supplement for detail</i>					
State Library Program	45.310	<u>391,068</u>	<u>-</u>	<u>-</u>	<u>391,068</u>
Agency Totals		<u>423,119</u>	<u>-</u>	<u>-</u>	<u>423,119</u>
<b>U.S. NASA</b>					
<i>Direct Awards</i>					
National Aeronautics and Space Administration - general	43.000	-	113,134	-	113,134
Aerospace Education Services Program	43.001	-	327,143	-	327,143
Technology Transfer	43.002	-	125,688	-	125,688
<i>Pass thru from Others - see supplement for detail</i>					
National Aeronautics and Space Administration - general	43.000	1,025,587	32,574	-	1,058,161
Aerospace Education Services Program	43.001	24,781	(24)	-	24,757
Technology Transfer	43.002	<u>-</u>	<u>10,479</u>	<u>-</u>	<u>10,479</u>
Agency Totals		<u>1,050,368</u>	<u>608,994</u>	<u>-</u>	<u>1,659,362</u>
<b>U.S. NASA - AMES RESEARCH CENTER</b>					
<i>Direct Awards</i>					
National Aeronautics and Space Administration - general	43.000	1,482,525	-	-	1,482,525
Technology Transfer	43.002	<u>-</u>	<u>171,690</u>	<u>-</u>	<u>171,690</u>
Agency Totals		<u>1,482,525</u>	<u>171,690</u>	<u>-</u>	<u>1,654,215</u>
<b>U.S. NASA - GLENN RESEARCH CENTER AT LEWIS FIELD</b>					
<i>Direct Awards</i>					
National Aeronautics and Space Administration - general	43.000	1,370,611	-	-	1,370,611
Aerospace Education Services Program	43.001	-	24,331	-	24,331
Technology Transfer	43.002	<u>-</u>	<u>340</u>	<u>-</u>	<u>340</u>
Agency Totals		<u>1,370,611</u>	<u>24,671</u>	<u>-</u>	<u>1,395,282</u>

**UNIVERSITY OF ILLINOIS  
SCHEDULE OF EXPENDITURES OF FEDERAL AWARDS  
CASH FEDERAL AWARDS  
Year Ended June 30, 2004**

<u>Cluster/Federal Agency/ Award Type/CFDA Program Title</u>	<u>CFDA Number</u>	<u>Urbana</u>	<u>Chicago</u>	<u>Springfield</u>	<u>All Campuses</u>
<b><u>1R&amp;D (CONTINUED)</u></b>					
<b>U.S. NASA - GODDARD SPACE FLIGHT CENTER</b>					
<i>Direct Awards</i>					
National Aeronautics and Space Administration - general	43.000	\$ 3,068,632	\$ -	\$ -	\$ 3,068,632
Technology Transfer	43.002	-	184,219	-	184,219
Agency Totals		<u>3,068,632</u>	<u>184,219</u>	<u>-</u>	<u>3,252,851</u>
<b>U.S. NASA - KENNEDY SPACE CENTER</b>					
<i>Direct Awards</i>					
National Aeronautics and Space Administration - general	43.000	32,352	-	-	32,352
Agency Totals		<u>32,352</u>	<u>-</u>	<u>-</u>	<u>32,352</u>
<b>U.S. NASA - LANGLEY RESEARCH CENTER</b>					
<i>Direct Awards</i>					
National Aeronautics and Space Administration - general	43.000	147,902	-	-	147,902
Technology Transfer	43.002	-	1,584	-	1,584
<i>Pass thru from Others - see supplement for detail</i>					
National Aeronautics and Space Administration - general	43.000	39,634	-	-	39,634
Agency Totals		<u>187,536</u>	<u>1,584</u>	<u>-</u>	<u>189,120</u>
<b>U.S. NASA - MARSHALL SPACE FLIGHT CENTER</b>					
<i>Direct Awards</i>					
National Aeronautics and Space Administration - general	43.000	292,913	-	-	292,913
Agency Totals		<u>292,913</u>	<u>-</u>	<u>-</u>	<u>292,913</u>
<b>U.S. NATIONAL ENDOWMENT FOR THE ARTS (NEA)</b>					
<i>Direct Awards</i>					
Promotion of the Arts_ Grants to Organizations and Individuals	45.024	-	32,566	-	32,566
<i>Pass thru from Others - see supplement for detail</i>					
Promotion of the Arts Leadership Initiatives	45.026	-	(1,044)	-	(1,044)
Agency Totals		<u>-</u>	<u>31,522</u>	<u>-</u>	<u>31,522</u>



**UNIVERSITY OF ILLINOIS**  
**SCHEDULE OF EXPENDITURES OF FEDERAL AWARDS**  
**CASH FEDERAL AWARDS**  
**Year Ended June 30, 2004**

<u>Cluster/Federal Agency/ Award Type/CFDA Program Title</u>	<u>CFDA Number</u>	<u>Urbana</u>	<u>Chicago</u>	<u>Springfield</u>	<u>All Campuses</u>
<b><u>1R&amp;D (CONTINUED)</u></b>					
<b>U.S. NATIONAL ENDOWMENT FOR THE HUMANITIES (NEH)</b>					
<i>Direct Awards</i>					
Promotion of the Humanities_ Research	45.161	\$ -	\$ 34,756	\$ -	\$ 34,756
Promotion of the Humanities_ Professional Development	45.163	-	213,314	-	213,314
<i>Pass thru from Others - see supplement for detail</i>					
Promotion of the Humanities_ Teaching and Learning Resources and Curriculum Development	45.162	-	385	-	385
Agency Totals		-	248,455	-	248,455
<b>U.S. NATIONAL SCIENCE FOUNDATION (NSF)</b>					
<i>Direct Awards</i>					
National Science Foundation - general	47.000	7,405	-	-	7,405
Engineering Grants	47.041	21,004,699	2,076,536	-	23,081,235
Mathematical and Physical Sciences	47.049	15,032,076	3,863,961	-	18,896,037
Geosciences	47.050	4,463,864	543,248	-	5,007,112
Computer and Information Science and Engineering	47.070	59,097,029	5,141,431	-	64,238,460
Biological Sciences	47.074	5,675,071	1,610,343	1,847	7,287,261
Social, Behavioral, and Economic Sciences	47.075	1,578,825	392,268	-	1,971,093
Education and Human Resources	47.076	1,351,161	1,224,259	-	2,575,420
Polar Programs	47.078	412,682	101,289	-	513,971
<i>Pass thru from Others - see supplement for detail</i>					
National Science Foundation - general	47.000	10,006	6,574	-	16,580
Engineering Grants	47.041	1,323,882	415,163	-	1,739,045
Mathematical and Physical Sciences	47.049	1,168,992	217,510	-	1,386,502
Geosciences	47.050	156,780	72,636	-	229,416
Computer and Information Science and Engineering	47.070	1,342,580	1,067,593	-	2,410,173
Biological Sciences	47.074	951,928	(11,798)	-	940,130
Social, Behavioral, and Economic Sciences	47.075	36,193	2,789	-	38,982
Education and Human Resources	47.076	151,179	578,480	-	729,659
Academic Research Facilities and Instrumentation	47.077	-	239,391	-	239,391
Polar Programs	47.078	100,576	25,983	-	126,559
Agency Totals		113,864,928	17,567,656	1,847	131,434,431

**UNIVERSITY OF ILLINOIS  
SCHEDULE OF EXPENDITURES OF FEDERAL AWARDS  
CASH FEDERAL AWARDS  
Year Ended June 30, 2004**

<u>Cluster/Federal Agency/ Award Type/CFDA Program Title</u>	<u>CFDA Number</u>	<u>Urbana</u>	<u>Chicago</u>	<u>Springfield</u>	<u>All Campuses</u>
<b><u>1R&amp;D (CONTINUED)</u></b>					
<b>U.S. SOCIAL SECURITY ADMINISTRATION</b>					
<i>Direct Awards</i>					
Social Security_Research and Demonstration	96.007	\$ 3,262,585	\$ 3,548	\$ -	\$ 3,266,133
<i>Pass thru from Others - see supplement for detail</i>					
Social Security_Research and Demonstration	96.007	<u>25,950</u>	<u>-</u>	<u>-</u>	<u>25,950</u>
Agency Totals		<u>3,288,535</u>	<u>3,548</u>	<u>-</u>	<u>3,292,083</u>
<b>U.S. STATE DEPARTMENT</b>					
<i>Direct Awards</i>					
Department of State - general	19.000	<u>-</u>	<u>64,404</u>	<u>-</u>	<u>64,404</u>
Agency Totals		<u>-</u>	<u>64,404</u>	<u>-</u>	<u>64,404</u>
<b>U.S. TENNESSEE VALLEY AUTHORITY (TVA)</b>					
<i>Pass thru from Others - see supplement for detail</i>					
TVA Energy Research and Technology Applications	62.001	<u>2,886</u>	<u>-</u>	<u>-</u>	<u>2,886</u>
Agency Totals		<u>2,886</u>	<u>-</u>	<u>-</u>	<u>2,886</u>
<b>U.S. UNITED STATES INSTITUTE OF PEACE</b>					
<i>Direct Awards</i>					
Solicited Grant Program	91.002	<u>-</u>	<u>3,099</u>	<u>-</u>	<u>3,099</u>
Agency Totals		<u>-</u>	<u>3,099</u>	<u>-</u>	<u>3,099</u>
<b>VA - WEST SIDE MEDICAL CENTER</b>					
<i>Direct Awards</i>					
Department of Veterans' Affairs - general	64.000	<u>-</u>	<u>1,109,898</u>	<u>-</u>	<u>1,109,898</u>
Agency Totals		<u>-</u>	<u>1,109,898</u>	<u>-</u>	<u>1,109,898</u>
<b>VA - HINES HOSPITAL</b>					
<i>Direct Awards</i>					
Department of Veterans' Affairs - general	64.000	<u>-</u>	<u>42,298</u>	<u>-</u>	<u>42,298</u>
Agency Totals		<u>-</u>	<u>42,298</u>	<u>-</u>	<u>42,298</u>

**UNIVERSITY OF ILLINOIS  
SCHEDULE OF EXPENDITURES OF FEDERAL AWARDS  
CASH FEDERAL AWARDS  
Year Ended June 30, 2004**

<u>Cluster/Federal Agency/ Award Type/CFDA Program Title</u>	<u>CFDA Number</u>	<u>Urbana</u>	<u>Chicago</u>	<u>Springfield</u>	<u>All Campuses</u>
<b><u>1R&amp;D (CONTINUED)</u></b>					
<b>VA - VETERANS ADMINISTRATION</b>					
<i>Direct Awards</i>					
Department of Veterans' Affairs - general	64.000	\$ -	\$ 185,763	\$ -	\$ 185,763
<i>Pass thru from Others - see supplement for detail</i>					
Veterans Prescription Service	64.012	<u>2,797</u>	<u>-</u>	<u>-</u>	<u>2,797</u>
Agency Totals		<u>2,797</u>	<u>185,763</u>	<u>-</u>	<u>188,560</u>
Cluster Totals		<u>282,802,059</u>	<u>196,839,597</u>	<u>10,384</u>	<u>479,652,040</u>
<b><u>CDBG - ENTITLEMENT AND SMALL CITIES</u></b>					
<b>U.S. DEPARTMENT OF HOUSING &amp; URBAN DEVELOPMENT (HUD)</b>					
<i>Direct Awards</i>					
Community Development Block Grants/Entitlement Grants	14.218	3,446	-	-	3,446
<i>Pass thru from Others - see supplement for detail</i>					
Community Development Block Grants/Entitlement Grants	14.218	-	28,579	-	28,579
Community Development Block Grants/Small Cities Program	14.219	<u>-</u>	<u>(298)</u>	<u>-</u>	<u>(298)</u>
Agency Totals		<u>3,446</u>	<u>28,281</u>	<u>-</u>	<u>31,727</u>
Cluster Totals		<u>3,446</u>	<u>28,281</u>	<u>-</u>	<u>31,727</u>
<b><u>CHILD CARE &amp; DEVELOPMENT</u></b>					
<b>U.S. DEPARTMENT OF HEALTH &amp; HUMAN SERVICES (HHS)</b>					
<i>Pass thru from Others - see supplement for detail</i>					
Child Care and Development Block Grant	93.575	175	-	-	175
Child Care Mandatory and Matching Funds of the Child Care and Development Fund	93.596	6	-	-	6
<i>Pass thru from State of IL - see supplement for detail</i>					
Child Care and Development Block Grant	93.575	778,933	-	-	778,933
Child Care Mandatory and Matching Funds of the Child Care and Development Fund	93.596	<u>236,520</u>	<u>-</u>	<u>-</u>	<u>236,520</u>
Agency Totals		<u>1,015,634</u>	<u>-</u>	<u>-</u>	<u>1,015,634</u>
Cluster Totals		<u>1,015,634</u>	<u>-</u>	<u>-</u>	<u>1,015,634</u>

**UNIVERSITY OF ILLINOIS  
SCHEDULE OF EXPENDITURES OF FEDERAL AWARDS  
CASH FEDERAL AWARDS  
Year Ended June 30, 2004**

<u>Cluster/Federal Agency/ Award Type/CFDA Program Title</u>	<u>CFDA Number</u>	<u>Urbana</u>	<u>Chicago</u>	<u>Springfield</u>	<u>All Campuses</u>
<b><u>CHILD NUTRITION</u></b>					
<b>U.S. DEPARTMENT OF AGRICULTURE</b>					
<i>Pass thru from State of IL - see supplement for detail</i>					
Special Milk Program for Children	10.556	\$ 4,116	\$ -	\$ -	\$ 4,116
Summer Food Service Program for Children	10.559	-	24,805	-	24,805
Agency Totals		4,116	24,805	-	28,921
Cluster Totals		4,116	24,805	-	28,921
<b><u>CONSOLIDATED HEALTH CENTERS</u></b>					
<b>U.S. DEPARTMENT OF HEALTH &amp; HUMAN SERVICES</b>					
<i>Direct Awards</i>					
Health Center Grants for Homeless Populations	93.151	-	6,869	-	6,869
Health Centers Grants for Residents of Public Housing	93.927	-	38,285	-	38,285
Agency Totals		-	45,154	-	45,154
<b>U.S. HHS - HEALTH RESOURCES AND SERVICES ADMINISTRATION (HRSA)</b>					
<i>Direct Awards</i>					
Community Health Centers	93.224	-	1,579,188	-	1,579,188
Agency Totals		-	1,579,188	-	1,579,188
Cluster Totals		-	1,624,342	-	1,624,342
<b><u>EMPLOYMENT SERVICES</u></b>					
<b>U.S. DEPARTMENT OF LABOR (DOL)</b>					
<i>Pass thru from State of IL - see supplement for detail</i>					
Employment Service	17.207	-	19,433	-	19,433
Agency Totals		-	19,433	-	19,433
Cluster Totals		-	19,433	-	19,433

**UNIVERSITY OF ILLINOIS  
SCHEDULE OF EXPENDITURES OF FEDERAL AWARDS  
CASH FEDERAL AWARDS  
Year Ended June 30, 2004**

<u>Cluster/Federal Agency/ Award Type/CFDA Program Title</u>	<u>CFDA Number</u>	<u>Urbana</u>	<u>Chicago</u>	<u>Springfield</u>	<u>All Campuses</u>
<b><u>FEDERAL TRANSIT</u></b>					
<b>U.S. DOT - DEPARTMENT OF TRANSPORTATION</b>					
<i>Pass thru from Others - see supplement for detail</i>					
Federal Transit_Formula Grants	20.507	\$ -	56,532	\$ -	56,532
Agency Totals		-	56,532	-	56,532
Cluster Totals		-	56,532	-	56,532
<b><u>FISH AND WILDLIFE</u></b>					
<b>U.S. DEPARTMENT OF INTERIOR - FISH &amp; WILDLIFE</b>					
<i>Pass thru from State of IL - see supplement for detail</i>					
Sport Fish Restoration	15.605	1,350,222	-	-	1,350,222
Wildlife Restoration	15.611	658,590	-	-	658,590
Agency Totals		2,008,812	-	-	2,008,812
Cluster Totals		2,008,812	-	-	2,008,812
<b><u>FOOD STAMPS</u></b>					
<b>U.S. DEPARTMENT OF AGRICULTURE</b>					
<i>Pass thru from State of IL - see supplement for detail</i>					
State Administrative Matching Grants for Food Stamp Program	10.561	4,058,677	970,211	-	5,028,888
Agency Totals		4,058,677	970,211	-	5,028,888
Cluster Totals		4,058,677	970,211	-	5,028,888
<b><u>HIGHWAY PLANNING AND CONSTRUCTION CLUSTER</u></b>					
<b>U.S. DEPARTMENT OF TRANSPORTATION</b>					
<i>Pass thru from Others - see supplement for detail</i>					
Highway Planning and Construction	20.205	-	74,555	-	74,555
<i>Pass thru from State of IL - see supplement for detail</i>					
Highway Planning and Construction	20.205	713,003	1,189,706	19,839	1,922,548
Agency Totals		713,003	1,264,261	19,839	1,997,103

**UNIVERSITY OF ILLINOIS  
SCHEDULE OF EXPENDITURES OF FEDERAL AWARDS  
CASH FEDERAL AWARDS  
Year Ended June 30, 2004**

<u>Cluster/Federal Agency/ Award Type/CFDA Program Title</u>	<u>CFDA Number</u>	<u>Urbana</u>	<u>Chicago</u>	<u>Springfield</u>	<u>All Campuses</u>
<b><u>HIGHWAY PLANNING AND CONSTRUCTION CLUSTER (CONTINUED)</u></b>					
<b>U.S. DOT - FEDERAL HIGHWAY ADMINISTRATION (FHWA)</b>					
<i>Direct Awards</i>					
Highway Planning and Construction	20.205	\$ (160)	\$ -	\$ -	\$ (160)
Agency Totals		(160)	-	-	(160)
Cluster Totals		712,843	1,264,261	19,839	1,996,943
<b><u>HIGHWAY SAFETY</u></b>					
<b>U.S. DEPARTMENT OF TRANSPORTATION</b>					
<i>Pass thru from Others - see supplement for detail</i>					
State and Community Highway Safety	20.600	2,307	202,551	-	204,858
<i>Pass thru from State of IL - see supplement for detail</i>					
State and Community Highway Safety	20.600	-	51,273	48,943	100,216
Alcohol Traffic Safety and Drunk Driving Prevention Incentive Grants	20.601	-	-	462,061	462,061
Agency Totals		2,307	253,824	511,004	767,135
Cluster Totals		2,307	253,824	511,004	767,135
<b><u>HIV</u></b>					
<b>U.S. HHS - HEALTH RESOURCES AND SERVICES ADMINISTRATION (HRSA)</b>					
<i>Pass thru from Others - see supplement for detail</i>					
HIV Emergency Relief Project Grants	93.914	-	2,231,227	-	2,231,227
HIV Emergency Relief Formula Grants	93.915	-	17,553	-	17,553
Agency Totals		-	2,248,780	-	2,248,780
Cluster Totals		-	2,248,780	-	2,248,780

**UNIVERSITY OF ILLINOIS  
SCHEDULE OF EXPENDITURES OF FEDERAL AWARDS  
CASH FEDERAL AWARDS  
Year Ended June 30, 2004**

<u>Cluster/Federal Agency/ Award Type/CFDA Program Title</u>	<u>CFDA Number</u>	<u>Urbana</u>	<u>Chicago</u>	<u>Springfield</u>	<u>All Campuses</u>
<b><u>OTHER PROGRAMS</u></b>					
<b>U.S. AG - COOPERATIVE STATE RESEARCH, EDUCATION, AND EXTENSION SERVICE (CSREES)</b>					
<i>Direct Awards</i>					
Food and Agricultural Sciences National Needs Graduate Fellowship Grants	10.210	\$ 35,237	\$ -	\$ -	\$ 35,237
Higher Education Challenge Grants	10.217	67,413	-	-	67,413
Higher Education Multicultural Scholars Program	10.220	22,500	-	-	22,500
Initiative for Future Agriculture and Food Systems	10.302	580,294	-	-	580,294
<i>Pass thru from Others - see supplement for detail</i>					
Cooperative Extension Service (Smith-Lever)	10.500	<u>12,707</u>	<u>-</u>	<u>-</u>	<u>12,707</u>
Agency Totals		<u>718,151</u>	<u>-</u>	<u>-</u>	<u>718,151</u>
<b>U.S. AG - FEDERAL CROP INSURANCE</b>					
<i>Direct Awards</i>					
Crop Insurance	10.450	<u>20,323</u>	<u>-</u>	<u>-</u>	<u>20,323</u>
Agency Totals		<u>20,323</u>	<u>-</u>	<u>-</u>	<u>20,323</u>
<b>U.S. AG - FOREST SERVICE (FS)</b>					
<i>Direct Awards</i>					
Forestry Incentives Program	10.064	9,022	-	-	9,022
Cooperative Forestry Assistance	10.664	(2,071)	-	-	(2,071)
<i>Pass thru from State of IL - see supplement for detail</i>					
Cooperative Forestry Assistance	10.664	<u>37,369</u>	<u>-</u>	<u>-</u>	<u>37,369</u>
Agency Totals		<u>44,320</u>	<u>-</u>	<u>-</u>	<u>44,320</u>
<b>U.S. DEPARTMENT OF AGRICULTURE</b>					
<i>Direct Awards</i>					
Department of Agriculture - general	10.000	3,245,097	620	-	3,245,717
Cooperative Extension Service (Smith-Lever)	10.500	7,900,075	-	-	7,900,075
Technical Agricultural Assistance	10.960	19,108	-	-	19,108
<i>Pass thru from Others - see supplement for detail</i>					
Department of Agriculture - general	10.000	23,764	-	-	23,764
Integrated Programs	10.303	64,196	-	-	64,196
Cooperative Extension Service (Smith-Lever)	10.500	84,003	-	14,261	98,264

**UNIVERSITY OF ILLINOIS  
SCHEDULE OF EXPENDITURES OF FEDERAL AWARDS  
CASH FEDERAL AWARDS  
Year Ended June 30, 2004**

<u>Cluster/Federal Agency/ Award Type/CFDA Program Title</u>	<u>CFDA Number</u>	<u>Urbana</u>	<u>Chicago</u>	<u>Springfield</u>	<u>All Campuses</u>
<b>OTHER PROGRAMS (CONTINUED)</b>					
<b>U.S. DEPARTMENT OF AGRICULTURE (CONTINUED)</b>					
<i>Pass thru from State of IL - see supplement for detail</i>					
Conservation Reserve Program	10.069	\$ 67,671	\$ -	\$ -	\$ 67,671
Special Supplemental Nutrition Program for Women, Infants, and Children	10.557	-	88,500	-	88,500
Child and Adult Care Food Program	10.558	-	48,085	-	48,085
State Administrative Expenses for Child Nutrition	10.560	-	-	41,642	41,642
Agency Totals		<u>11,403,914</u>	<u>137,205</u>	<u>55,903</u>	<u>11,597,022</u>
<b>U.S. AGENCY FOR INTERNATIONAL DEVELOPMENT (AID)</b>					
<i>Direct Awards</i>					
Agency for International Development - general	98.000	61,481	-	-	61,481
Agency Totals		<u>61,481</u>	<u>-</u>	<u>-</u>	<u>61,481</u>
<b>U.S. CORPORATION FOR NATIONAL &amp; COMMUNITY SERVICE</b>					
<i>Direct Awards</i>					
Learn and Serve America_Higher Education	94.005	-	17,813	-	17,813
<i>Pass thru from Others - see supplement for detail</i>					
Learn and Serve America_Higher Education	94.005	21,956	-	(62)	21,894
<i>Pass thru from State of IL - see supplement for detail</i>					
AmeriCorps	94.006	-	150,401	-	150,401
Agency Totals		<u>21,956</u>	<u>168,214</u>	<u>(62)</u>	<u>190,108</u>
<b>U.S. DEPARTMENT OF COMMERCE</b>					
<i>Direct Awards</i>					
Department of Commerce - general	11.000	227,542	(2,626)	-	224,916
<i>Pass thru from Others - see supplement for detail</i>					
Department of Commerce - general	11.000	1,551	-	-	1,551
Technology Opportunities Program	11.552	-	31,640	-	31,640
Agency Totals		<u>229,093</u>	<u>29,014</u>	<u>-</u>	<u>258,107</u>
<b>U.S. DEPARTMENT OF COMMERCE - NATIONAL OCEANIC AND ATMOSPHERIC ADMINISTRATION (NOAA)</b>					
<i>Direct Awards</i>					
Sea Grant Support	11.417	1,142,566	61,559	-	1,204,125
Agency Totals		<u>1,142,566</u>	<u>61,559</u>	<u>-</u>	<u>1,204,125</u>



**UNIVERSITY OF ILLINOIS  
SCHEDULE OF EXPENDITURES OF FEDERAL AWARDS  
CASH FEDERAL AWARDS  
Year Ended June 30, 2004**

<u>Cluster/Federal Agency/ Award Type/CFDA Program Title</u>	<u>CFDA Number</u>	<u>Urbana</u>	<u>Chicago</u>	<u>Springfield</u>	<u>All Campuses</u>
<b><u>OTHER PROGRAMS (CONTINUED)</u></b>					
<b>U.S. DEPARTMENT OF DEFENSE - ARMY</b>					
<i>Pass thru from Others - see supplement for detail</i>					
Aquatic Plant Control	12.100	\$ 3,770	\$ -	\$ -	\$ 3,770
Agency Totals		<u>3,770</u>	<u>-</u>	<u>-</u>	<u>3,770</u>
<b>U.S. DEPARTMENT OF DEFENSE - ARMY CERL CHAMPAIGN</b>					
<i>Direct Awards</i>					
Aquatic Plant Control	12.100	175,164	-	-	175,164
Military Construction, National Guard	12.400	58,604	-	-	58,604
Agency Totals		<u>233,768</u>	<u>-</u>	<u>-</u>	<u>233,768</u>
<b>U.S. DEPARTMENT OF DEFENSE - ARMY CORPS OF ENGINEERS</b>					
<i>Direct Awards</i>					
Aquatic Plant Control	12.100	28,814	-	-	28,814
Agency Totals		<u>28,814</u>	<u>-</u>	<u>-</u>	<u>28,814</u>
<b>U.S. DEPARTMENT OF EDUCATION</b>					
<i>Direct Awards</i>					
Department of Education - general	84.000	278,628	-	-	278,628
National Resource Centers and Fellowships Program for Language and Area or Language International Studies	84.015	1,529,236	-	-	1,529,236
Undergraduate International Studies and Foreign Language Programs	84.016	31,893	-	-	31,893
Overseas_Group Projects Abroad	84.021	67,408	-	-	67,408
Overseas_Doctoral Dissertation	84.022	53,986	-	-	53,986
Fund for the Improvement of Postsecondary Education	84.116	11,365	11,226	-	22,591
Rehabilitation Long-Term Training	84.129	93,506	76,370	-	169,876
Javits Fellowships	84.170	3,121	-	-	3,121
Safe and Drug-Free Schools and Communities_National Programs	84.184	142,604	-	-	142,604
Safe and Drug-Free Schools and Communities_State Grants	84.186	263,389	583,744	-	847,133
Bilingual Education Training Grants	84.195	-	910,557	-	910,557
Graduate Assistance in Areas of National Need	84.200	339,551	-	-	339,551
Javits Gifted and Talented Students Education Grant Program	84.206	-	(10,156)	-	(10,156)
Centers for International Business Education	84.220	361,549	-	-	361,549
Rehabilitation Training_Continuing Education	84.264	641,624	-	-	641,624
Special Education_Personnel Preparation to Improve Services and Results for Children with Disabilities	84.325	579,917	363,821	-	943,738

**UNIVERSITY OF ILLINOIS**  
**SCHEDULE OF EXPENDITURES OF FEDERAL AWARDS**  
**CASH FEDERAL AWARDS**  
**Year Ended June 30, 2004**

<u>Cluster/Federal Agency/ Award Type/CFDA Program Title</u>	<u>CFDA Number</u>	<u>Urbana</u>	<u>Chicago</u>	<u>Springfield</u>	<u>All Campuses</u>
<b><u>OTHER PROGRAMS (CONTINUED)</u></b>					
<b>U.S. DEPARTMENT OF EDUCATION (CONTINUED)</b>					
<i>Direct Awards (Continued)</i>					
Special Education_Technical Assistance and Dissemination to Improve Services and Results for Children with Disabilities	84.326	\$ -	\$ 1,263,595	\$ -	\$ 1,263,595
Gaining Early Awareness and Readiness for Undergraduate Programs	84.334	149,482	134,826	316,730	601,038
Child Care Access Means Parents in School	84.335	-	105,188	-	105,188
Teacher Quality Enhancement Grants	84.336	-	284,646	-	284,646
Preparing Tomorrow's Teachers to Use Technology	84.342	-	121,101	-	121,101
<i>Pass thru from Others - see supplement for detail</i>					
Department of Education - general	84.000	6,579	163,858	-	170,437
Vocational Education_National Programs	84.051	151,643	-	-	151,643
Fund for the Improvement of Postsecondary Education	84.116	1,461	-	-	1,461
Bilingual Education Training Grants	84.195	-	181,516	-	181,516
Fund for the Improvement of Education	84.215	-	14,024	-	14,024
Rehabilitation Services Demonstration and Training Programs	84.235	-	35,554	-	35,554
Twenty-First Century Community Learning Centers	84.287	19,999	-	-	19,999
Ready-To-Learn Television	84.295	30,107	-	-	30,107
Gaining Early Awareness and Readiness for Undergraduate Programs	84.334	-	57,123	-	57,123
Teacher Quality Enhancement Grants	84.336	458,018	-	-	458,018
Reading Excellence	84.338	44,025	68,245	-	112,270
<i>Pass thru from State of IL - see supplement for detail</i>					
Vocational Education_Basic Grants to States	84.048	125,437	-	-	125,437
Rehabilitation Services_Vocational Rehabilitation Grants to States	84.126	-	96,694	-	96,694
Safe and Drug-Free Schools and Communities_State Grants	84.186	737	-	-	737
Fund for the Improvement of Education	84.215	166,954	-	-	166,954
State Grants for Innovative Programs	84.298	114,085	-	-	114,085
Reading Excellence	84.338	93,124	-	-	93,124
Reading First State Grants	84.357	341,375	-	-	341,375
Improving Teacher Quality State Grants	84.367	284,201	32,630	-	316,831
Agency Totals		<u>6,385,004</u>	<u>4,494,562</u>	<u>316,730</u>	<u>11,196,296</u>
<b>U.S. DEPARTMENT OF ENERGY - OAK RIDGE FINANCIAL CENTER</b>					
<i>Direct Awards</i>					
Department of Energy - general	81.000	<u>618</u>	<u>-</u>	<u>-</u>	<u>618</u>
Agency Totals		<u>618</u>	<u>-</u>	<u>-</u>	<u>618</u>

**UNIVERSITY OF ILLINOIS  
SCHEDULE OF EXPENDITURES OF FEDERAL AWARDS  
CASH FEDERAL AWARDS  
Year Ended June 30, 2004**

<u>Cluster/Federal Agency/ Award Type/CFDA Program Title</u>	<u>CFDA Number</u>	<u>Urbana</u>	<u>Chicago</u>	<u>Springfield</u>	<u>All Campuses</u>
<b><u>OTHER PROGRAMS (CONTINUED)</u></b>					
<b>U.S. DEPARTMENT OF ENERGY (DOE)</b>					
<i>Direct Awards</i>					
Department of Energy - general	81.000	\$ 663	\$ -	\$ -	\$ 663
Office of Science Financial Assistance Program	81.049	-	9,367	-	9,367
University Reactor Infrastructure and Education Support	81.114	19,256	-	-	19,256
<i>Pass thru from DOE Labs - see supplement for detail</i>					
Department of Energy - general	81.000	113,102	31,158	-	144,260
Office of Scientific and Technical Information	81.064	-	224,128	-	224,128
<i>Pass thru from Others - see supplement for detail</i>					
Department of Energy - general	81.000	27,918	81,931	-	109,849
Energy Efficiency and Renewable Energy Information Dissemination, Outreach, Training and Technical Analysis/Assistance	81.117	-	6,959	-	6,959
<i>Pass thru from State of IL - see supplement for detail</i>					
State Energy Program	81.041	-	95,568	-	95,568
Energy Efficiency and Renewable Energy Information Dissemination, Outreach, Training and Technical Analysis/Assistance	81.117	<u>3,300</u>	<u>-</u>	<u>-</u>	<u>3,300</u>
Agency Totals		<u>164,239</u>	<u>449,111</u>	<u>-</u>	<u>613,350</u>
<b>U.S. DEPARTMENT OF HOMELAND SECURITY</b>					
<i>Pass thru from State of IL - see supplement for detail</i>					
State and Local Homeland Security Training Program	97.005	<u>1,569,775</u>	<u>-</u>	<u>-</u>	<u>1,569,775</u>
Agency Totals		<u>1,569,775</u>	<u>-</u>	<u>-</u>	<u>1,569,775</u>
<b>U.S. DEPARTMENT OF HOUSING &amp; URBAN DEVELOPMENT (HUD)</b>					
<i>Direct Awards</i>					
Community Outreach Partnership Center Program	14.511	-	-	908	908
<i>Pass thru from Others - see supplement for detail</i>					
Supportive Housing Program	14.235	16,374	54,280	-	70,654
Housing Opportunities for Persons with AIDS	14.241	-	293,726	-	293,726
Public and Indian Housing	14.850	<u>-</u>	<u>18,102</u>	<u>-</u>	<u>18,102</u>
Agency Totals		<u>16,374</u>	<u>366,108</u>	<u>908</u>	<u>383,390</u>

**UNIVERSITY OF ILLINOIS  
SCHEDULE OF EXPENDITURES OF FEDERAL AWARDS  
CASH FEDERAL AWARDS  
Year Ended June 30, 2004**

<u>Cluster/Federal Agency/ Award Type/CFDA Program Title</u>	<u>CFDA Number</u>	<u>Urbana</u>	<u>Chicago</u>	<u>Springfield</u>	<u>All Campuses</u>
<b><u>OTHER PROGRAMS (CONTINUED)</u></b>					
<b>U.S. DEPARTMENT OF INTERIOR - FISH &amp; WILDLIFE</b>					
<i>Direct Awards</i>					
Fish and Wildlife Management Assistance	15.608	\$ (275)	\$ -	\$ -	\$ (275)
<i>Pass thru from State of IL - see supplement for detail</i>					
Fish and Wildlife Management Assistance	15.608	116,870	-	-	116,870
State Wildlife Grants	15.634	<u>315,848</u>	-	-	<u>315,848</u>
Agency Totals		<u>432,443</u>	-	-	<u>432,443</u>
<b>U.S. DEPARTMENT OF JUSTICE (DOJ)</b>					
<i>Direct Awards</i>					
Department of Justice - general	16.000	173,878	-	-	173,878
Grants to Reduce Violent Crimes Against Women on Campus	16.525	-	86,527	-	86,527
Developing, Testing and Demonstrating Promising New Programs	16.541	-	530,304	-	530,304
Public Safety Partnership and Community Policing Grants	16.710	-	128,711	-	128,711
Troops to COPS	16.711	337,242	-	-	337,242
<i>Pass thru from State of IL - see supplement for detail</i>					
Law Enforcement Assistance Narcotics and Dangerous Drugs Training	16.004	-	-	17,995	17,995
State Domestic Preparedness Equipment Support Program	16.007	36,459	-	-	36,459
Juvenile Justice and Delinquency Prevention Allocation to States	16.540	239,121	-	-	239,121
Byrne Formula Grant Program	16.579	-	-	<u>12,513</u>	<u>12,513</u>
Agency Totals		<u>786,700</u>	<u>745,542</u>	<u>30,508</u>	<u>1,562,750</u>
<b>U.S. DEPARTMENT OF LABOR (DOL)</b>					
<i>Direct Awards</i>					
Women's Bureau	17.700	-	<u>15,770</u>	-	<u>15,770</u>
Agency Totals		-	<u>15,770</u>	-	<u>15,770</u>
<b>U.S. DEPT OF COMMERCE - NATIONAL OCEANIC AND ATMOSPHERIC ADMINISTRATION (NOAA)</b>					
<i>Direct Awards</i>					
Sea Grant Support	11.417	<u>411</u>	-	-	<u>411</u>
Agency Totals		<u>411</u>	-	-	<u>411</u>

**UNIVERSITY OF ILLINOIS**  
**SCHEDULE OF EXPENDITURES OF FEDERAL AWARDS**  
**CASH FEDERAL AWARDS**  
**Year Ended June 30, 2004**

<u>Cluster/Federal Agency/ Award Type/CFDA Program Title</u>	<u>CFDA Number</u>	<u>Urbana</u>	<u>Chicago</u>	<u>Springfield</u>	<u>All Campuses</u>
<b>OTHER PROGRAMS (CONTINUED)</b>					
<b>U.S. DOT - FEDERAL HIGHWAY ADMINISTRATION (FHWA)</b>					
<i>Direct Awards</i>					
Highway Training and Education	20.215	\$ 30,863	\$ -	-	30,863
Agency Totals		<u>30,863</u>	<u>-</u>	<u>-</u>	<u>30,863</u>
<b>U.S. ENVIRONMENTAL PROTECTION AGENCY (EPA)</b>					
<i>Direct Awards</i>					
Air Pollution Control Program Support	66.001	-	55,153	-	55,153
Compliance Assistance_Support for Services to the Regulated Community and Other Assistance Providers	66.305	34,071	-	-	34,071
Great Lakes Program	66.469	43,162	-	-	43,162
Surveys, Studies, Investigations and Special Purpose Grants	66.606	247,757	40,283	-	288,040
Training and Fellowships for the Environmental Protection Agency	66.607	4,426	-	-	4,426
Protection of Children and Older Adults (Elderly) from Environmental Health Risks	66.609	-	14,992	-	14,992
Source Reduction Assistance	66.717	9,218	-	-	9,218
<i>Pass thru from Others - see supplement for detail</i>					
Environmental Protection Agency - general	66.000	4,138	-	-	4,138
Air Pollution Control Program Support	66.001	5,718	-	-	5,718
Water Pollution Control State and Interstate Program Support	66.419	2,932	-	-	2,932
Nonpoint Source Implementation Grants	66.460	3,493	-	-	3,493
Great Lakes Program	66.469	26	-	-	26
<i>Pass thru from State of IL - see supplement for detail</i>					
State Indoor Radon Grants	66.032	-	66,171	-	66,171
Agency Totals		<u>354,941</u>	<u>176,599</u>	<u>-</u>	<u>531,540</u>
<b>U.S. FEDERAL EMERGENCY MANAGEMENT AGENCY (FEMA)</b>					
<i>Direct Awards</i>					
First Responder Counter-Terrorism Training Assistance	83.547	27,484	-	-	27,484
Emergency Management Performance Grants (A B)	83.552	13,330	-	-	13,330
<i>Pass thru from State of IL - see supplement for detail</i>					
Interagency Hazardous Materials Public Sector Training and Planning Grants	20.703	140,261	-	-	140,261
Emergency Management Performance Grants (A B)	83.552	95,551	-	-	95,551
Agency Totals		<u>276,626</u>	<u>-</u>	<u>-</u>	<u>276,626</u>

**UNIVERSITY OF ILLINOIS**  
**SCHEDULE OF EXPENDITURES OF FEDERAL AWARDS**  
**CASH FEDERAL AWARDS**  
**Year Ended June 30, 2004**

<u>Cluster/Federal Agency/ Award Type/CFDA Program Title</u>	<u>CFDA Number</u>	<u>Urbana</u>	<u>Chicago</u>	<u>Springfield</u>	<u>All Campuses</u>
<b><u>OTHER PROGRAMS</u></b> (CONTINUED)					
<b>U.S. HHS - ADMINISTRATION FOR CHILDREN AND FAMILIES (ACF)</b>					
<i>Pass thru from Others - see supplement for detail</i>					
Community Services Block Grant_Discretionary Awards	93.570	\$ -	\$ 61,984	\$ -	\$ 61,984
Head Start	93.600	-	6,467	-	6,467
Agency Totals		-	68,451	-	68,451
<b>U.S. HHS - CENTERS FOR DISEASE CONTROL AND PREVENTION (CDC)</b>					
<i>Direct Awards</i>					
Department of Health and Human Services - general	93.000	-	13,686	-	13,686
Occupational Safety and Health Training Grants	93.263	57,710	965,618	-	1,023,328
Centers for Disease Control and Prevention_ Investigations and Technical Assistance	93.283	(64)	1,051,553	-	1,051,489
<i>Pass thru from Others - see supplement for detail</i>					
Childhood Lead Poisoning Prevention Projects State and Local Childhood Lead Poisoning Prevention and Surveillance of Blood Lead Levels in Children	93.197	-	40,314	-	40,314
Centers for Disease Control and Prevention_ Investigations and Technical Assistance	93.283	-	985,472	-	985,472
Agricultural Health and Safety Programs	93.956	9,544	-	-	9,544
Agency Totals		67,190	3,056,643	-	3,123,833
<b>U.S. DEPARTMENT OF HEALTH &amp; HUMAN SERVICES (HHS)</b>					
<i>Direct Awards</i>					
Department of Health and Human Services - general	93.000	-	3,936	-	3,936
Allied Health Special Projects	93.191	-	81,965	-	81,965
<i>Pass thru from Others - see supplement for detail</i>					
Department of Health and Human Services - general	93.000	-	82,676	-	82,676
Model State-Supported Area Health Education Centers	93.107	-	47,468	-	47,468
<i>Pass thru from State of IL - see supplement for detail</i>					
Maternal and Child Health Federal Consolidated Programs	93.110	-	81,780	-	81,780
Health Program for Toxic Substances and Disease Registry	93.161	625	-	-	625
Childhood Lead Poisoning Prevention Projects State and Local Childhood Lead Poisoning Prevention and Surveillance of Blood Lead Levels in Children	93.197	-	-	33,807	33,807
Family Planning_Services	93.217	-	112,600	-	112,600
State Rural Hospital Flexibility Program	93.241	28,466	-	-	28,466
Immunization Grants	93.268	-	-	8,000	8,000
Centers for Disease Control and Prevention_ Investigations and Technical Assistance	93.283	87,715	289,948	65,437	443,100
Temporary Assistance for Needy Families	93.558	285,000	73,500	-	358,500

**UNIVERSITY OF ILLINOIS  
SCHEDULE OF EXPENDITURES OF FEDERAL AWARDS  
CASH FEDERAL AWARDS  
Year Ended June 30, 2004**

<u>Cluster/Federal Agency/ Award Type/CFDA Program Title</u>	<u>CFDA Number</u>	<u>Urbana</u>	<u>Chicago</u>	<u>Springfield</u>	<u>All Campuses</u>
<b><u>OTHER PROGRAMS (CONTINUED)</u></b>					
<b>U.S. DEPARTMENT OF HEALTH &amp; HUMAN SERVICES (HHS) (CONTINUED)</b>					
<i>Pass thru from State of IL - see supplement for detail (Continued)</i>					
Social Services Block Grant	93.667	\$ -	\$ 59,100	\$ -	\$ 59,100
Grants to States for Operation of Offices of Rural Health	93.913	1,500	-	-	1,500
HIV Care Formula Grants	93.917	-	700	-	700
Cooperative Agreements for State-Based Comprehensive Breast and Cervical Cancer Early Detection Programs	93.919	-	-	3,783	3,783
HIV Prevention Activities Health Department Based	93.940	-	20,885	-	20,885
Human Immunodeficiency Virus (HIV)/Acquired Immunodeficiency Virus Syndrome (AIDS) Surveillance	93.944	-	52,629	14,380	67,009
Assistance Programs for Chronic Disease Prevention and Control	93.945	100	-	414	514
Block Grants for Prevention and Treatment of Substance Abuse	93.959	867,428	499,291	-	1,366,719
Cooperative Agreements for State-Based Diabetes Control Programs and Evaluation of Surveillance Systems	93.988	-	45,799	-	45,799
Preventive Health and Health Services Block Grant	93.991	-	-	53,577	53,577
Maternal and Child Health Services Block Grant to the States	93.994	307	7,755,891	-	7,756,198
Agency Totals		<u>1,271,141</u>	<u>9,208,168</u>	<u>179,398</u>	<u>10,658,707</u>
<b>U.S. HHS - HEALTH RESOURCES AND SERVICES</b>					
<i>Pass thru from Others - see supplement for detail</i>					
Public Health Training Centers Grant Program	93.249	-	4,075	-	4,075
Agency Totals		<u>-</u>	<u>4,075</u>	<u>-</u>	<u>4,075</u>
<b>U.S. HHS - HEALTH RESOURCES AND SERVICES ADMINISTRATION (HRSA)</b>					
<i>Direct Awards</i>					
Department of Health and Human Services - general	93.000	-	907,065	-	907,065
Centers of Excellence	93.157	-	737,445	-	737,445
Allied Health Special Projects	93.191	-	251,257	-	251,257
Hansen's Disease National Ambulatory Care Program	93.215	-	54,705	-	54,705
Advanced Education Nursing Grant Program	93.247	-	207,136	-	207,136
Public Health Training Centers Grant Program	93.249	-	246,394	-	246,394
Advanced Education Nursing Traineeships	93.358	-	127,000	-	127,000
Nurse Education, Practice and Retention Grants	93.359	-	325,640	-	325,640
Health Care and Other Facilities	93.887	-	228	-	228
Grants to Provide Outpatient Early Intervention Services with Respect to HIV Disease	93.918	-	211,508	-	211,508
Ryan White HIV/AIDS Dental Reimbursements	93.924	-	209,243	-	209,243
Public Health Traineeships	93.964	-	74,764	-	74,764

**UNIVERSITY OF ILLINOIS  
SCHEDULE OF EXPENDITURES OF FEDERAL AWARDS  
CASH FEDERAL AWARDS  
Year Ended June 30, 2004**

<u>Cluster/Federal Agency/ Award Type/CFDA Program Title</u>	<u>CFDA Number</u>	<u>Urbana</u>	<u>Chicago</u>	<u>Springfield</u>	<u>All Campuses</u>
<b>OTHER PROGRAMS (CONTINUED)</b>					
<b>(HRSA)</b>					
<b>U.S. HHS - HEALTH RESOURCES AND SERVICES ADMINISTRATION (CONTINUED)</b>					
<i>Pass thru from Others - see supplement for detail</i>					
Healthy Community Access Program	93.252	\$ -	\$ 27,267	\$ -	\$ 27,267
HIV Care Formula Grants	93.917	-	88,351	-	88,351
Healthy Start Initiative	93.926	-	1,321	-	1,321
Health Administration Traineeships and Special Projects Program	93.962	-	95,015	-	95,015
Geriatric Education Centers	93.969	-	-	14,931	14,931
Agency Totals		-	3,564,339	14,931	3,579,270
<b>U.S. HHS - INDIAN HEALTH SERVICE (HIS)</b>					
<i>Direct Awards</i>					
Department of Health and Human Services - general	93.000	-	(3,325)	-	(3,325)
Agency Totals		-	(3,325)	-	(3,325)
<b>U.S. HHS - NATIONAL HANSENS DISEASE PROGRAMS (NHDP)</b>					
<i>Direct Awards</i>					
Hansen's Disease National Ambulatory Care Program	93.215	-	20,454	-	20,454
Agency Totals		-	20,454	-	20,454
<b>U.S. HHS - NATIONAL INSTITUTE FOR OCCUPATIONAL SAFETY &amp; HEALTH</b>					
<i>Pass thru from Others - see supplement for detail</i>					
NIEHS Hazardous Waste Worker Health and Safety Training	93.142	95,162	-	-	95,162
Agency Totals		95,162	-	-	95,162
<b>U.S. HHS - NATIONAL INSTITUTE ON AGING</b>					
<i>Pass thru from Others - see supplement for detail</i>					
Special Programs for the Aging Title III, Part D Disease Prevention and Health Promotion Services	93.043	-	1,351	-	1,351
Special Programs for the Aging Title III Part D In-Home	93.046	-	30,579	-	30,579
National Family Caregiver Support	93.052	-	27,172	-	27,172
Agency Totals		-	59,102	-	59,102



**UNIVERSITY OF ILLINOIS**  
**SCHEDULE OF EXPENDITURES OF FEDERAL AWARDS**  
**CASH FEDERAL AWARDS**  
**Year Ended June 30, 2004**

<u>Cluster/Federal Agency/ Award Type/CFDA Program Title</u>	<u>CFDA Number</u>	<u>Urbana</u>	<u>Chicago</u>	<u>Springfield</u>	<u>All Campuses</u>
<b><u>OTHER PROGRAMS (CONTINUED)</u></b>					
<b>U.S. HHS - NATIONAL INSTITUTES OF HEALTH (NIH)</b>					
<i>Direct Awards</i>					
Department of Health and Human Services - general	93.000	\$ -	\$ 1,124,218	\$ -	\$ 1,124,218
Maternal and Child Health Federal Consolidated Programs	93.110	-	(575)	-	(575)
Occupational Safety and Health_Training Grants	93.263	25,033	382,462	-	407,495
Head Start	93.600	1,382,321	-	-	1,382,321
Child Welfare Services Training Grants	93.648	5,153	-	-	5,153
Grants to Provide Outpatient Early Intervention Services with Respect to HIV Disease	93.918	-	8,278	-	8,278
Special Minority Initiatives	93.960	-	180,072	-	180,072
<i>Pass thru from Others - see supplement for detail</i>					
Department of Health and Human Services - general	93.000	68,614	70,444	-	139,058
Comprehensive Community Mental Health Services for Children with Serious Emotional Disturbances (SED)	93.104	-	797	-	797
Bilingual/Bicultural Service Demonstration Grants	93.105	-	28,063	-	28,063
NIEHS Hazardous Waste Worker Health and Safety Training	93.142	540	-	-	540
National Health Service Corps	93.258	-	62,195	-	62,195
Centers for Disease Control and Prevention_Investigations and Technical Assistance	93.283	-	323,051	-	323,051
Developmental Disabilities Projects of National Significance	93.631	-	4,083	-	4,083
Agency Totals		<u>1,481,661</u>	<u>2,183,088</u>	<u>-</u>	<u>3,664,749</u>
<b>U.S. HHS - SUBSTANCE ABUSE &amp; MENTAL HEALTH SERV ADMIN</b>					
<i>Direct Awards</i>					
Consolidated Knowledge Development and Application (KD&A) Program	93.230	-	166,967	-	166,967
HIV/AIDS and Related Diseases Among Substance Abusers - Community-Based Out	93.949	-	15,637	-	15,637
Agency Totals		<u>-</u>	<u>182,604</u>	<u>-</u>	<u>182,604</u>

**UNIVERSITY OF ILLINOIS  
SCHEDULE OF EXPENDITURES OF FEDERAL AWARDS  
CASH FEDERAL AWARDS  
Year Ended June 30, 2004**

<u>Cluster/Federal Agency/ Award Type/CFDA Program Title</u>	<u>CFDA Number</u>	<u>Urbana</u>	<u>Chicago</u>	<u>Springfield</u>	<u>All Campuses</u>
<b><u>OTHER PROGRAMS (CONTINUED)</u></b>					
<b>U.S. INSTITUTE OF MUSEUM &amp; LIBRARY SERVICES (IMLS)</b>					
<i>Direct Awards</i>					
U.S. Institute of Museum & Library Services (IMLS) - general	45.300	\$ 434,040	\$ -	\$ -	\$ 434,040
National Leadership Grants	45.312	(3,420)	82,908	-	79,488
<i>Pass thru from Others - see supplement for detail</i>					
National Leadership Grants	45.312	16,216	5,716	-	21,932
<i>Pass thru from State of IL - see supplement for detail</i>					
State Library Program	45.310	-	-	71,197	71,197
Agency Totals		<u>446,836</u>	<u>88,624</u>	<u>71,197</u>	<u>606,657</u>
<b>U.S. NASA - AMES RESEARCH CENTER</b>					
<i>Direct Awards</i>					
National Aeronautics and Space Administration - general	43.000	<u>6,200</u>	-	-	<u>6,200</u>
Agency Totals		<u>6,200</u>	-	-	<u>6,200</u>
<b>U.S. NASA - GLENN RESEARCH CENTER AT LEWIS FIELD</b>					
<i>Direct Awards</i>					
National Aeronautics and Space Administration - general	43.000	<u>20,043</u>	-	-	<u>20,043</u>
Agency Totals		<u>20,043</u>	-	-	<u>20,043</u>
<b>U.S. NASA - GODDARD SPACE FLIGHT CENTER</b>					
<i>Direct Awards</i>					
National Aeronautics and Space Administration - general	43.000	<u>102,851</u>	-	-	<u>102,851</u>
Agency Totals		<u>102,851</u>	-	-	<u>102,851</u>

**UNIVERSITY OF ILLINOIS  
SCHEDULE OF EXPENDITURES OF FEDERAL AWARDS  
CASH FEDERAL AWARDS  
Year Ended June 30, 2004**

<u>Cluster/Federal Agency/ Award Type/CFDA Program Title</u>	<u>CFDA Number</u>	<u>Urbana</u>	<u>Chicago</u>	<u>Springfield</u>	<u>All Campuses</u>
<b><u>OTHER PROGRAMS (CONTINUED)</u></b>					
<b>U.S. NASA - KENNEDY SPACE CENTER</b>					
<i>Direct Awards</i>					
National Aeronautics and Space Administration - general	43.000	\$ 26,463	\$ -	\$ -	\$ 26,463
Agency Totals		<u>26,463</u>	<u>-</u>	<u>-</u>	<u>26,463</u>
<b>U.S. NASA - LANGLEY RESEARCH CENTER</b>					
<i>Direct Awards</i>					
National Aeronautics and Space Administration - general	43.000	24,000	-	-	24,000
Agency Totals		<u>24,000</u>	<u>-</u>	<u>-</u>	<u>24,000</u>
<b>U.S. NASA - MARSHALL SPACE FLIGHT CENTER</b>					
<i>Direct Awards</i>					
National Aeronautics and Space Administration - general	43.000	15,750	-	-	15,750
Agency Totals		<u>15,750</u>	<u>-</u>	<u>-</u>	<u>15,750</u>
<b>U.S. NATIONAL ENDOWMENT FOR THE ARTS (NEA)</b>					
<i>Direct Awards</i>					
U.S. National Endowment for the Arts (NEA) - general	45.000	22,000	-	-	22,000
Promotion of the Arts_Grants to Organizations and Individuals	45.024	25,000	-	-	25,000
<i>Pass thru from Others - see supplement for detail</i>					
Promotion of the Arts_Grants to Organizations and Individuals	45.024	-	7,200	-	7,200
<i>Pass thru from State of IL - see supplement for detail</i>					
Promotion of the Humanities_Federal/State Partnership	45.129	10,097	-	-	10,097
Agency Totals		<u>57,097</u>	<u>7,200</u>	<u>-</u>	<u>64,297</u>

**UNIVERSITY OF ILLINOIS  
SCHEDULE OF EXPENDITURES OF FEDERAL AWARDS  
CASH FEDERAL AWARDS  
Year Ended June 30, 2004**

<u>Cluster/Federal Agency/ Award Type/CFDA Program Title</u>	<u>CFDA Number</u>	<u>Urbana</u>	<u>Chicago</u>	<u>Springfield</u>	<u>All Campuses</u>
<b><u>OTHER PROGRAMS (CONTINUED)</u></b>					
<b>U.S. NATIONAL ENDOWMENT FOR THE HUMANITIES (NEH)</b>					
<i>Direct Awards</i>					
Promotion of the Arts Museums	45.012	\$ 177,295	\$ -	\$ -	\$ 177,295
Promotion of the Humanities_Division of Preservation and Access	45.149	206,816	8,127	-	214,943
Promotion of the Humanities_Extending the Reach Grants to Presidentially-Designated	45.167	-	4,158	-	4,158
<i>Pass thru from Others - see supplement for detail</i>					
U.S. National Endowment for the Humanities (NEH) - general	45.100	14,413	-	-	14,413
<i>Pass thru from State of IL - see supplement for detail</i>					
Promotion of the Humanities_Federal/State Partnership	45.129	-	3,000	-	3,000
Agency Totals		<u>398,524</u>	<u>15,285</u>	<u>-</u>	<u>413,809</u>
<b>U.S. NATIONAL HISTORICAL PUBLICATIONS &amp; RECORDS COMMISSION</b>					
<i>Direct Awards</i>					
National Historical Publications and Records Grants	89.003	8,144	-	-	8,144
Agency Totals		<u>8,144</u>	<u>-</u>	<u>-</u>	<u>8,144</u>
<b>U.S. NATIONAL SCIENCE FOUNDATION (NSF)</b>					
<i>Direct Awards</i>					
Engineering Grants	47.041	283,906	24,793	-	308,699
Mathematical and Physical Sciences	47.049	42,329	3,706	-	46,035
Computer and Information Science and Engineering	47.070	876,535	-	-	876,535
Biological Sciences	47.074	264,379	-	-	264,379
Social, Behavioral, and Economic Sciences	47.075	67,967	43,107	-	111,074
Education and Human Resources	47.076	1,512,403	461,026	32,448	2,005,877
<i>Pass thru from Others - see supplement for detail</i>					
National Science Foundation - general	47.000	-	7,091	-	7,091
Engineering Grants	47.041	7,378	-	-	7,378
Computer and Information Science and Engineering	47.070	83,211	-	-	83,211
Social, Behavioral, and Economic Sciences	47.075	3,884	-	-	3,884
Education and Human Resources	47.076	117,872	269,341	22,235	409,448
Polar Programs	47.078	17,468	-	-	17,468
Agency Totals		<u>3,277,332</u>	<u>809,064</u>	<u>54,683</u>	<u>4,141,079</u>

**UNIVERSITY OF ILLINOIS  
SCHEDULE OF EXPENDITURES OF FEDERAL AWARDS  
CASH FEDERAL AWARDS  
Year Ended June 30, 2004**

<u>Cluster/Federal Agency/ Award Type/CFDA Program Title</u>	<u>CFDA Number</u>	<u>Urbana</u>	<u>Chicago</u>	<u>Springfield</u>	<u>All Campuses</u>
<b><u>OTHER PROGRAMS (CONTINUED)</u></b>					
<b>U.S. PEACE CORP</b>					
<i>Direct Awards</i>					
Award title: PCRP 02-161-2032-000	none	\$ 3,044	\$ -	\$ -	\$ 3,044
Award title: Peace Corps 03-161-2032-000	none	<u>18,415</u>	<u>-</u>	<u>-</u>	<u>18,415</u>
Agency Totals		<u>21,459</u>	<u>-</u>	<u>-</u>	<u>21,459</u>
<b>U.S. STATE DEPARTMENT</b>					
<i>Direct Awards</i>					
Program for Study of Eastern Europe and the Independent States of the Former Soviet Union	19.300	183,008	-	-	183,008
Educational Exchange_Fulbright American Studies Institutes	19.418	-	109,156	-	109,156
Educational Exchange_Fulbright American Studies Institutes	19.418	-	224,491	-	224,491
<i>Pass thru from Others - see supplement for detail</i>					
Cooperative Grants (B)	19.420	<u>1,397</u>	<u>-</u>	<u>-</u>	<u>1,397</u>
Agency Totals		<u>184,405</u>	<u>333,647</u>	<u>-</u>	<u>518,052</u>
<b>VA - VETERANS ADMINISTRATION</b>					
<i>Direct Awards</i>					
Department of Veterans' Affairs - general	64.000	<u>-</u>	<u>279,992</u>	<u>-</u>	<u>279,992</u>
Agency Totals		<u>-</u>	<u>279,992</u>	<u>-</u>	<u>279,992</u>
Cluster Totals		<u>31,430,408</u>	<u>26,521,095</u>	<u>724,196</u>	<u>58,675,699</u>
<b><u>SPECIAL EDUCATION (IDEA)</u></b>					
<b>U.S. DEPARTMENT OF EDUCATION</b>					
<i>Pass thru from State of IL - see supplement for detail</i>					
Special Education_Preschool Grants	84.173	<u>101,995</u>	<u>-</u>	<u>-</u>	<u>101,995</u>
Agency Totals		<u>101,995</u>	<u>-</u>	<u>-</u>	<u>101,995</u>
Cluster Totals		<u>101,995</u>	<u>-</u>	<u>-</u>	<u>101,995</u>

**UNIVERSITY OF ILLINOIS**  
**SCHEDULE OF EXPENDITURES OF FEDERAL AWARDS**  
**CASH FEDERAL AWARDS**  
**Year Ended June 30, 2004**

<u>Cluster/Federal Agency/ Award Type/CFDA Program Title</u>	<u>CFDA Number</u>	<u>Urbana</u>	<u>Chicago</u>	<u>Springfield</u>	<u>All Campuses</u>
<b><u>STUDENT FINANCIAL AID</u></b>					
<b>U.S. DEPARTMENT OF EDUCATION</b>					
<i>Direct Awards</i>					
Federal Supplemental Educational Opportunity Grants	84.007	\$ 1,542,156	\$ 714,571	\$ 56,878	\$ 2,313,605
Federal Work-Study Program	84.033	2,281,782	995,960	113,920	3,391,662
Federal Perkins Loan Program - value of administrative allowance received	84.038	123,671	317,000	2,026	442,697
Federal Perkins Loan Program - value of capital contributions received	84.038	107,352	625,762	-	733,114
Federal Pell Grant Program	84.063	13,230,694	15,084,361	1,625,056	29,940,111
Federal Direct Student Loans	84.268	-	291	-	291
Health Professions Student Loans, Including Primary Care Loans/Loans for Disadvantaged Students - value of capital contributions received	93.342	<u>142,654</u>	<u>233,565</u>	<u>-</u>	<u>376,219</u>
Agency Totals		<u>17,428,309</u>	<u>17,971,510</u>	<u>1,797,880</u>	<u>37,197,699</u>
<b>U.S. DEPARTMENT OF HEALTH &amp; HUMAN SERVICES (HHS)</b>					
<i>Direct Awards</i>					
Scholarships for Health Professions Students from Disadvantaged Backgrounds	93.925	<u>-</u>	<u>372,788</u>	<u>-</u>	<u>372,788</u>
Agency Totals		<u>-</u>	<u>372,788</u>	<u>-</u>	<u>372,788</u>
<b>U.S. HHS - NATIONAL INSTITUTES OF HEALTH (NIH)</b>					
<i>Direct Awards</i>					
Scholarships for Health Professions Students from Disadvantaged Backgrounds	93.925	<u>9,012</u>	<u>-</u>	<u>-</u>	<u>9,012</u>
Agency Totals		<u>9,012</u>	<u>-</u>	<u>-</u>	<u>9,012</u>
Cluster Totals		<u>17,437,321</u>	<u>18,344,298</u>	<u>1,797,880</u>	<u>37,579,499</u>
<b><u>TRIO</u></b>					
<b>U.S. DEPARTMENT OF EDUCATION</b>					
<i>Direct Awards</i>					
TRIO_Student Support Services	84.042	128,954	252,537	-	381,491
TRIO_Talent Search	84.044	-	432,395	-	432,395
TRIO_Upward Bound	84.047	424,743	1,029,963	-	1,454,706
TRIO_McNair Post-Baccalaureate Achievement	84.217	<u>243,345</u>	<u>223,445</u>	<u>-</u>	<u>466,790</u>
Agency Totals		<u>797,042</u>	<u>1,938,340</u>	<u>-</u>	<u>2,735,382</u>
Cluster Totals		<u>797,042</u>	<u>1,938,340</u>	<u>-</u>	<u>2,735,382</u>

UNIVERSITY OF ILLINOIS  
 SCHEDULE OF EXPENDITURES OF FEDERAL AWARDS  
 CASH FEDERAL AWARDS  
 Year Ended June 30, 2004

<u>Cluster/Federal Agency/ Award Type/CFDA Program Title</u>	<u>CFDA Number</u>	<u>Urbana</u>	<u>Chicago</u>	<u>Springfield</u>	<u>All Campuses</u>
<b>WIA</b>					
<b>U.S. DEPARTMENT OF EDUCATION</b>					
<i>Pass thru from Others - see supplement for detail</i>					
WIA Youth Activities	17.259	\$ 57,884	\$ -	\$ -	\$ 57,884
Agency Totals		<u>57,884</u>	<u>-</u>	<u>-</u>	<u>57,884</u>
Cluster Totals		<u>57,884</u>	<u>-</u>	<u>-</u>	<u>57,884</u>
<b>GRAND TOTALS</b>		<u>\$ 340,432,544</u>	<u>\$ 250,133,799</u>	<u>\$ 3,063,303</u>	<u>\$ 593,629,646</u>

**STATE OF ILLINOIS  
UNIVERSITY OF ILLINOIS  
SCHEDULE OF EXPENDITURES OF FEDERAL AWARDS  
NONCASH FEDERAL AWARDS  
Year Ended June 30, 2004**

<b><u>STUDENT FINANCIAL AID</u></b>	<b><u>CFDA Number</u></b>	<b><u>Urbana</u></b>	<b><u>Chicago</u></b>	<b><u>Springfield</u></b>	<b><u>Totals</u></b>
<b>U.S. DEPARTMENT OF EDUCATION</b>					
Federal Family Education Loans (FFEL):					
Stafford	84.032	\$ -	\$ -	\$ 10,288,629	\$ 10,288,629
Parent Loans for Undergraduate Students	84.032	<u>-</u>	<u>-</u>	<u>300,008</u>	<u>300,008</u>
Total Federal Family Education Loans (FFEL)		<u>-</u>	<u>-</u>	<u>10,588,637</u>	<u>10,588,637</u>
Federal Direct Student Loans:					
Stafford	84.268	83,008,991	94,295,712	-	177,304,703
Parent Loans for Undergraduate Students	84.268	<u>20,247,168</u>	<u>2,933,491</u>	<u>-</u>	<u>23,180,659</u>
Total Federal Direct Student Loans		<u>103,256,159</u>	<u>97,229,203</u>	<u>-</u>	<u>200,485,362</u>
Total U.S. Department of Education		<u>103,256,159</u>	<u>97,229,203</u>	<u>10,588,637</u>	<u>211,073,999</u>
<b>U.S. DEPARTMENT OF HEALTH AND HUMAN SERVICES</b>					
Health Professions Student Loans	93.342	<u>398,661</u>	<u>1,361,253</u>	<u>-</u>	<u>1,759,914</u>
<b>TOTAL NONCASH FEDERAL AWARDS</b>		<u>\$ 103,654,820</u>	<u>\$ 98,590,456</u>	<u>\$ 10,588,637</u>	<u>\$ 212,833,913</u>



**STATE OF ILLINOIS  
UNIVERSITY OF ILLINOIS  
ATTACHMENT TO SCHEDULE OF EXPENDITURES OF FEDERAL AWARDS  
Details for Pass-Through Federal Funding Received by University of Illinois  
Year Ended June 30, 2004**

<b>Pass Through Entity Cluster Fed Agency CFDA # and Title of Award</b>	<b><u>Urbana</u></b>	<b><u>Chicago</u></b>	<b><u>Springfield</u></b>	<b><u>All Campuses</u></b>
<b><u>21ST CENTURY TAZEWELL COUNTY CONSORTIA</u></b>				
Cluster: Other Programs			\$	\$
Fed US Department of Education				
84.000 DE SUB TAZWELL 21ST	\$ 6,579	\$ -	-	6,579
<u>Pass-through entity</u>	<u>6,579</u>	<u>-</u>	<u>-</u>	<u>6,579</u>
<b><u>3M CENTER</u></b>				
Cluster: 1R&D				
Fed US Department of Energy (DOE)				
81.000 DOE 3M 0000824604	122,617	-	-	122,617
<u>Pass-through entity</u>	<u>122,617</u>	<u>-</u>	<u>-</u>	<u>122,617</u>
<b><u>ACADEMY OF APPLIED SCIENCES</u></b>				
Cluster: 1R&D				
Fed US Department of Defense - Army				
12.431 ARMY AAS SG 02-026	85	-	-	85
12.431 ARMY AAS SG 03-083	1,182	-	-	1,182
12.431 ARMY AAS SG 03-084	2,608	-	-	2,608
12.431 ARMY AAS SG 03-085	2,479	-	-	2,479
12.431 ARMY AAS SG 03-086	2,517	-	-	2,517
12.431 Army AAS SG 04-481	241	-	-	241
12.431 Army AAS SG 04-80	516	-	-	516
<u>Pass-through entity</u>	<u>9,628</u>	<u>-</u>	<u>-</u>	<u>9,628</u>
<b><u>ACCESS COMMUNITY HEALTH NETWORK</u></b>				
Cluster: Other Programs				
Fed US HHS - Health Resources and Services Administration (HRSA)				
93.926 Access Comm Hlth Net	-	1,321	-	1,321
93.962 Achn Mc00098	-	95,015	-	95,015
<u>Pass-through entity</u>	<u>-</u>	<u>96,336</u>	<u>-</u>	<u>96,336</u>

STATE OF ILLINOIS  
UNIVERSITY OF ILLINOIS  
ATTACHMENT TO SCHEDULE OF EXPENDITURES OF FEDERAL AWARDS  
*Details for Pass-Through Federal Funding Received by University of Illinois*  
Year Ended June 30, 2004

Pass Through Entity Cluster Fed Agency <u>CFDA # and Title of Award</u>	<u>Urbana</u>	<u>Chicago</u>	<u>Springfield</u>	<u>All Campuses</u>
<b><u>ADMINISTRATIVE OFFICES OF ILLINOIS COURTS</u></b>				
Cluster: 1R&D				
Fed US HHS - Health & Human Services 93.586 AOIC: PHS AOIC CIP-G-0212	\$ 23,541	\$ -	\$ -	\$ 23,541
Cluster: Other Programs				
Fed US Department of Justice (DOJ) 16.579 AOIC: Polaris '03	<u>-</u>	<u>-</u>	<u>12,513</u>	<u>12,513</u>
<u>Pass-through entity</u>	<u>23,541</u>	<u>-</u>	<u>12,513</u>	<u>36,054</u>
<b><u>ADTECH SYSTEMS RESEARCH INC</u></b>				
Cluster: 1R&D				
Fed US Department of Defense - Air Force 12.800 AF ADTECH SYSTEMS	<u>58,266</u>	<u>-</u>	<u>-</u>	<u>58,266</u>
<u>Pass-through entity</u>	<u>58,266</u>	<u>-</u>	<u>-</u>	<u>58,266</u>
<b><u>AEROSPACE TESTING ALLIANCE</u></b>				
Cluster: 1R&D				
Fed US Department of Defense - Air Force 12.800 AF ATA 04-053	<u>13,078</u>	<u>-</u>	<u>-</u>	<u>13,078</u>
<u>Pass-through entity</u>	<u>13,078</u>	<u>-</u>	<u>-</u>	<u>13,078</u>

**STATE OF ILLINOIS  
UNIVERSITY OF ILLINOIS  
ATTACHMENT TO SCHEDULE OF EXPENDITURES OF FEDERAL AWARDS  
Details for Pass-Through Federal Funding Received by University of Illinois  
Year Ended June 30, 2004**

<b>Pass Through Entity Cluster Fed Agency CFDA # and Title of Award</b>	<b><u>Urbana</u></b>	<b><u>Chicago</u></b>	<b><u>Springfield</u></b>	<b><u>All Campuses</u></b>
<b><u>AIDS FOUNDATION OF CHICAGO</u></b>				
Cluster: 1R&D				
Fed US HHS - Centers for Disease Control and Prevention (CDC) 93.941 Aids Foundation Chgo	\$ -	\$ 16,353	\$ -	\$ 16,353
Fed US HHS - National Institutes of Health (NIH) 93.853 Aids Fnd Of Chic	-	270,305	-	270,305
Cluster: HIV				
Fed US HHS - Health Resources and Services Administration (HRSA) 93.914 Aids Fnd of Chicago	-	81,624	-	81,624
93.915 Aids Fdtn Of Chgo	-	17,553	-	17,553
Cluster: Other Programs				
Fed US HHS - Health Resources and Services Administration (HRSA) 93.917 Aids Fnd Of Chic	-	89,231	-	89,231
93.917 Aids Fnd of Chicago	-	(880)	-	(880)
<u>Pass-through entity</u>	<u>-</u>	<u>474,186</u>	<u>-</u>	<u>474,186</u>
<b><u>AIDS RESEARCH ALLIANCE</u></b>				
Cluster: 1R&D				
Fed US HHS - National Institute of Allergy & Infectious Diseases 93.856 Aids Research Alliance AI42166	-	122,684	-	122,684
Fed US HHS - National Institute of Mental Health 93.856 Aids Rsch Alliance	-	54,631	-	54,631
Fed US HHS - National Institutes of Health (NIH) 93.856 Westat N01-AI-15123	-	(12,988)	-	(12,988)
<u>Pass-through entity</u>	<u>-</u>	<u>164,327</u>	<u>-</u>	<u>164,327</u>
<b><u>AIR CONDITIONING &amp; REFRIGERATION TECHNOLOGY INSTITUTE</u></b>				
Cluster: 1R&D				
Fed US Department of Energy (DOE) 81.000 DOE ARTI 605-20020	37,188	-	-	37,188
81.064 DOE ARTI 611-20021	66,111	-	-	66,111
<u>Pass-through entity</u>	<u>103,299</u>	<u>-</u>	<u>-</u>	<u>103,299</u>

STATE OF ILLINOIS  
UNIVERSITY OF ILLINOIS  
ATTACHMENT TO SCHEDULE OF EXPENDITURES OF FEDERAL AWARDS  
*Details for Pass-Through Federal Funding Received by University of Illinois*  
Year Ended June 30, 2004

Pass Through Entity Cluster Fed Agency <u>CFDA # and Title of Award</u>	<u>Urbana</u>	<u>Chicago</u>	<u>Springfield</u>	<u>All Campuses</u>
<b><u>ALABAMA DEPARTMENT OF ENVIRONMENTAL MANAGEMENT</u></b>				
Cluster: 1R&D				
Fed US Environmental Protection Agency (EPA)				
66.000 EPA 2001-NTN2-39	\$ 3,046	\$ -	\$ -	\$ 3,046
66.456 EPA 2004-MDN2-38	<u>6,348</u>	<u>-</u>	<u>-</u>	<u>6,348</u>
<u>Pass-through entity</u>	<u>9,394</u>	<u>-</u>	<u>-</u>	<u>9,394</u>
<b><u>ALASKA GREEN GOLD</u></b>				
Cluster: 1R&D				
Fed US HHS - National Center for Complementary & Alternative Medicine				
93.213 Alaska At001758 01	<u>-</u>	<u>46,610</u>	<u>-</u>	<u>46,610</u>
<u>Pass-through entity</u>	<u>-</u>	<u>46,610</u>	<u>-</u>	<u>46,610</u>
<b><u>ALBERT EINSTEIN COLLEGE OF MEDICINE</u></b>				
Cluster: 1R&D				
Fed US HHS - Health & Human Services				
93.839 Aecm HI055435	-	137,484	-	137,484
Fed US HHS - National Institutes of Health (NIH)				
93.839 Albert Einstein	<u>-</u>	<u>188,325</u>	<u>-</u>	<u>188,325</u>
<u>Pass-through entity</u>	<u>-</u>	<u>325,809</u>	<u>-</u>	<u>325,809</u>
<b><u>ALION SCIENCE AND TECHNOLOGY</u></b>				
Cluster: 1R&D				
Fed US Department of Defense - Missile Defense Agency (MDA)				
12.630 Army RED 2829 ANTIC	<u>37,987</u>	<u>-</u>	<u>-</u>	<u>37,987</u>
<u>Pass-through entity</u>	<u>37,987</u>	<u>-</u>	<u>-</u>	<u>37,987</u>

**STATE OF ILLINOIS  
UNIVERSITY OF ILLINOIS  
ATTACHMENT TO SCHEDULE OF EXPENDITURES OF FEDERAL AWARDS  
Details for Pass-Through Federal Funding Received by University of Illinois  
Year Ended June 30, 2004**

<b>Pass Through Entity Cluster Fed Agency CFDA # and Title of Award</b>	<b><u>Urbana</u></b>	<b><u>Chicago</u></b>	<b><u>Springfield</u></b>	<b><u>All Campuses</u></b>
<b><u>ALOUCD</u></b>				
Cluster: 1R&D				
Fed US HHS - Centers for Disease Control and Prevention (CDC)				
93.000 ALOUCD	\$		\$	
	\$ -	35,166	\$ -	35,166
	<u>-</u>	<u>35,166</u>	<u>-</u>	<u>35,166</u>
	<u>-</u>	<u>35,166</u>	<u>-</u>	<u>35,166</u>
<b><u>AMERICAN AIR LIQUIDE</u></b>				
Cluster: 1R&D				
Fed US Department of Energy (DOE)				
81.000 DOE AAL SRA 03-427	67,476	-	-	67,476
	<u>67,476</u>	<u>-</u>	<u>-</u>	<u>67,476</u>
	<u>67,476</u>	<u>-</u>	<u>-</u>	<u>67,476</u>
<b><u>AMERICAN ARCHITECTURAL FOUNDATION</u></b>				
Cluster: 1R&D				
Fed US National Endowment for the Arts (NEA)				
45.026 Amer Architech Fnd	-	(1,044)	-	(1,044)
	<u>-</u>	<u>(1,044)</u>	<u>-</u>	<u>(1,044)</u>
	<u>-</u>	<u>(1,044)</u>	<u>-</u>	<u>(1,044)</u>
<b><u>AMERICAN ASSOC OF STATE HIGHWAY &amp; TRANSPORTATION</u></b>				
Cluster: 1R&D				
Fed US DOT - Department of Transportation				
20.000 Amer Assn Highway Of	-	58,626	-	58,626
	<u>-</u>	<u>58,626</u>	<u>-</u>	<u>58,626</u>
	<u>-</u>	<u>58,626</u>	<u>-</u>	<u>58,626</u>
<b><u>AMERICAN EDUCATIONAL RESEARCH ASSOC (AERS)</u></b>				
Cluster: 1R&D				
Fed US Department of Education				
84.000 Amer Educ Rsch Assoc	-	67,963	-	67,963
84.309 Amer Educ Rsch Assoc- D. Danns	-	69,642	-	69,642
	<u>-</u>	<u>69,642</u>	<u>-</u>	<u>69,642</u>
	<u>-</u>	<u>137,605</u>	<u>-</u>	<u>137,605</u>

STATE OF ILLINOIS  
UNIVERSITY OF ILLINOIS  
ATTACHMENT TO SCHEDULE OF EXPENDITURES OF FEDERAL AWARDS  
*Details for Pass-Through Federal Funding Received by University of Illinois*  
Year Ended June 30, 2004

Pass Through Entity Cluster Fed Agency <u>CFDA # and Title of Award</u>	<u>Urbana</u>	<u>Chicago</u>	<u>Springfield</u>	<u>All Campuses</u>
<b><u>AMERICAN FARMLAND TRUST</u></b>				
Cluster: 1R&D			\$	\$
Fed US Environmental Protection Agency (EPA) 66.000 Epa Sub 03170007285	\$ 32,534	\$ -	-	32,534
<u>Pass-through entity</u>	<u>32,534</u>	<u>-</u>	<u>-</u>	<u>32,534</u>
<b><u>AMERICAN INSTITUTES FOR RESEARCH</u></b>				
Cluster: Other Programs				
Fed US Department of Education 84.000 Airf Ed-01-C0-0026/0	-	139,361	-	139,361
<u>Pass-through entity</u>	<u>-</u>	<u>139,361</u>	<u>-</u>	<u>139,361</u>
<b><u>ANVIK CORPORATION</u></b>				
Cluster: 1R&D				
Fed US National Science Foundation (NSF) 47.041 SBC ANVIK 04-119	30,073	-	-	30,073
<u>Pass-through entity</u>	<u>30,073</u>	<u>-</u>	<u>-</u>	<u>30,073</u>
<b><u>APOGEE SCIENTIFIC INC</u></b>				
Cluster: Other Programs				
Fed US Department of Energy (DOE) 81.000 DOE ASI CSA 03-210	13,047	-	-	13,047
<u>Pass-through entity</u>	<u>13,047</u>	<u>-</u>	<u>-</u>	<u>13,047</u>

**STATE OF ILLINOIS  
UNIVERSITY OF ILLINOIS  
ATTACHMENT TO SCHEDULE OF EXPENDITURES OF FEDERAL AWARDS  
Details for Pass-Through Federal Funding Received by University of Illinois  
Year Ended June 30, 2004**

<b>Pass Through Entity Cluster Fed Agency CFDA # and Title of Award</b>	<b><u>Urbana</u></b>	<b><u>Chicago</u></b>	<b><u>Springfield</u></b>	<b><u>All Campuses</u></b>
<b><u>ARIZONA STATE UNIVERSITY</u></b>				
Cluster: 1R&D				
Fed US Department of Defense - Navy 12.300 NAVY ASU SG 98-152SG	\$ 214,816	\$ -	\$ -	\$ 214,816
Fed US HHS - National Institute of Mental Health 93.242 PHS Sub ASU 04-415 RWA 5068	153,362	-	-	153,362
Fed US HHS - National Institutes of Health (NIH) 93.242 PHS SUB ASU 02-067	(164)	-	-	(164)
Fed US National Science Foundation (NSF) 47.041 AZ State U 03-018	-	<u>80,803</u>	-	<u>80,803</u>
<u>Pass-through entity</u>	<u>368,014</u>	<u>80,803</u>	<u>-</u>	<u>448,817</u>
<b><u>ARKANSAS CHILDRENS HOSPITAL</u></b>				
Cluster: 1R&D				
Fed US HHS - National Institutes of Health (NIH) 93.865 AR Child Hosp 034115	-	<u>1,078</u>	-	<u>1,078</u>
<u>Pass-through entity</u>	<u>-</u>	<u>1,078</u>	<u>-</u>	<u>1,078</u>
<b><u>ASSOC LIAISON OFC FOR UNIVERSITY COOPERATION IN</u></b>				
Cluster: 1R&D				
Fed US Agency for International Development (AID) 98.000 AID ALO 00059-00	<u>43,441</u>	-	-	<u>43,441</u>
<u>Pass-through entity</u>	<u>43,441</u>	<u>-</u>	<u>-</u>	<u>43,441</u>
<b><u>ASSOCIATION OF AMERICAN MEDICAL COLLEGES</u></b>				
Cluster: 1R&D				
Fed US HHS - Centers for Disease Control and Prevention (CDC) 93.283 Aamc	-	8,337	-	8,337
93.283 Assn Amer Coll Univ	<u>-</u>	<u>116,370</u>	<u>-</u>	<u>116,370</u>
<u>Pass-through entity</u>	<u>-</u>	<u>124,707</u>	<u>-</u>	<u>124,707</u>

**STATE OF ILLINOIS  
UNIVERSITY OF ILLINOIS  
ATTACHMENT TO SCHEDULE OF EXPENDITURES OF FEDERAL AWARDS  
Details for Pass-Through Federal Funding Received by University of Illinois  
Year Ended June 30, 2004**

<b>Pass Through Entity Cluster Fed Agency CFDA # and Title of Award</b>	<b><u>Urbana</u></b>	<b><u>Chicago</u></b>	<b><u>Springfield</u></b>	<b><u>All Campuses</u></b>
<b><u>ASSOCIATION OF SCHOOLS OF PUBLIC HEALTH (ASPH)</u></b>				
Cluster: 1R&D				
Fed US HHS - Centers for Disease Control and Prevention (CDC)				
93.283 Asph T32872-22 22	\$ -	\$ 13,802	\$ -	\$ 13,802
Cluster: Other Programs				
Fed US HHS - Centers for Disease Control and Prevention (CDC)				
93.283 Asph 2132-22	-	14,461	-	14,461
93.283 Asph A1010-21/22	-	885,177	-	885,177
93.283 Asph Ccu300430-21	-	17,602	-	17,602
93.283 ASPH S1836-21/22	-	35,286	-	35,286
Fed US HHS - Health Resources and Services				
93.249 Asph H3320-07 07	-	4,075	-	4,075
Fed US HHS - National Institutes of Health (NIH)				
93.283 ASPH	-	75,590	-	75,590
93.283 Asph s1944 21 23	-	206,349	-	206,349
93.283 Asph s2132-22/33	-	41,112	-	41,112
<u>Pass-through entity</u>	<u>-</u>	<u>1,293,454</u>	<u>-</u>	<u>1,293,454</u>
<b><u>AUBURN UNIVERSITY</u></b>				
Cluster: 1R&D				
Fed US Ag - US Department of Agriculture				
10.206 AG AU03-AG-533925-UI	24,995	-	-	24,995
<u>Pass-through entity</u>	<u>24,995</u>	<u>-</u>	<u>-</u>	<u>24,995</u>
<b><u>AUSTRAL ENGINEERING &amp; SOFTWARE</u></b>				
Cluster: 1R&D				
Fed US Department of Defense - Air Force				
12.800 AF Austral E&S Inc.	142,776	-	-	142,776
<u>Pass-through entity</u>	<u>142,776</u>	<u>-</u>	<u>-</u>	<u>142,776</u>



**STATE OF ILLINOIS  
UNIVERSITY OF ILLINOIS  
ATTACHMENT TO SCHEDULE OF EXPENDITURES OF FEDERAL AWARDS  
Details for Pass-Through Federal Funding Received by University of Illinois  
Year Ended June 30, 2004**

<b>Pass Through Entity Cluster Fed Agency CFDA # and Title of Award</b>	<b><u>Urbana</u></b>	<b><u>Chicago</u></b>	<b><u>Springfield</u></b>	<b><u>All Campuses</u></b>
<b><u>BAE SYSTEMS</u></b>				
Cluster: 1R&D				
Fed US Department of Defense - Army				
12.000 Bae Systems RP6886	\$ -	\$ 407,067	\$ -	\$ 407,067
12.431 ARMY BAE SYS 103575	32,874	-	-	32,874
12.431 ARMY BAE SYS 104835	588,325	-	-	588,325
12.431 ARMY BAE SYS 113480	50,002	-	-	50,002
12.431 ARMY BAE SYS RU9621	<u>88,250</u>	<u>-</u>	<u>-</u>	<u>88,250</u>
<u>Pass-through entity</u>	<u>759,451</u>	<u>407,067</u>	<u>-</u>	<u>1,166,518</u>
<b><u>BAYLOR COLLEGE OF MEDICINE</u></b>				
Cluster: 1R&D				
Fed US HHS - National Cancer Institute				
93.399 Baylor 4600454465	-	41,598	-	41,598
Fed US HHS - National Institutes of Health (NIH)				
93.173 Baylor 0163 C	-	152,841	-	152,841
93.399 Baylor College Med	-	1,464	-	1,464
93.864 Baylor HD36289-03	<u>-</u>	<u>32,029</u>	<u>-</u>	<u>32,029</u>
<u>Pass-through entity</u>	<u>-</u>	<u>227,932</u>	<u>-</u>	<u>227,932</u>
<b><u>BBNT SOLUTIONS LLC</u></b>				
Cluster: 1R&D				
Fed US Department of Defense - Air Force				
12.800 AF BBN PO 9500005953	462,499	-	-	462,499
12.800 AF BBN PO#9500000713	<u>91,747</u>	<u>-</u>	<u>-</u>	<u>91,747</u>
<u>Pass-through entity</u>	<u>554,246</u>	<u>-</u>	<u>-</u>	<u>554,246</u>

STATE OF ILLINOIS  
UNIVERSITY OF ILLINOIS  
ATTACHMENT TO SCHEDULE OF EXPENDITURES OF FEDERAL AWARDS  
*Details for Pass-Through Federal Funding Received by University of Illinois*  
Year Ended June 30, 2004

Pass Through Entity Cluster Fed Agency <u>CFDA # and Title of Award</u>	<u>Urbana</u>	<u>Chicago</u>	<u>Springfield</u>	<u>All Campuses</u>
<b><u>BINGHAMTON UNIV</u></b>				
Cluster: 1R&D				
Fed US Department of Defense - Army 12.431 ARMY SUNY 240-6762A	\$ 84,592	\$ -	\$ -	\$ 84,592
Fed US HHS - National Institute on Deafness & Other Hearing Disorders 93.173 PHS Sub 30568 1035698	<u>99,357</u>	<u>-</u>	<u>-</u>	<u>99,357</u>
<u>Pass-through entity</u>	<u>183,949</u>	<u>-</u>	<u>-</u>	<u>183,949</u>
<b><u>BIO TECHPLEX CORP</u></b>				
Cluster: 1R&D				
Fed US HHS - National Institutes of Health (NIH) 93.837 BioTech Plex HL67735	<u>-</u>	<u>7,480</u>	<u>-</u>	<u>7,480</u>
<u>Pass-through entity</u>	<u>-</u>	<u>7,480</u>	<u>-</u>	<u>7,480</u>
<b><u>BIOMEDWARE INC</u></b>				
Cluster: 1R&D				
Fed US HHS - National Institutes of Health (NIH) 93.000 PHS ANTC ANSELIN	<u>(21,509)</u>	<u>-</u>	<u>-</u>	<u>(21,509)</u>
<u>Pass-through entity</u>	<u>(21,509)</u>	<u>-</u>	<u>-</u>	<u>(21,509)</u>
<b><u>BIOTECHNOLOGY RESEARCH &amp; DEVELOPMENT CORP</u></b>				
Cluster: 1R&D				
Fed US Ag - US Department of Agriculture 10.001 BRDC 2-7-547	<u>45,314</u>	<u>-</u>	<u>-</u>	<u>45,314</u>
<u>Pass-through entity</u>	<u>45,314</u>	<u>-</u>	<u>-</u>	<u>45,314</u>

**STATE OF ILLINOIS  
UNIVERSITY OF ILLINOIS  
ATTACHMENT TO SCHEDULE OF EXPENDITURES OF FEDERAL AWARDS  
Details for Pass-Through Federal Funding Received by University of Illinois  
Year Ended June 30, 2004**

<b>Pass Through Entity Cluster Fed Agency CFDA # and Title of Award</b>	<b><u>Urbana</u></b>	<b><u>Chicago</u></b>	<b><u>Springfield</u></b>	<b><u>All Campuses</u></b>
<b><u>BOEING COMPANY</u></b>				
Cluster: 1R&D		\$	\$	
Fed US Department of Interior 15.000 INT BOEING KF3397	\$ 122,390	\$ -	-	122,390
<u>Pass-through entity</u>	<u>122,390</u>	<u>-</u>	<u>-</u>	<u>122,390</u>
<b><u>BOSTON UNIV</u></b>				
Cluster: 1R&D				
Fed US Department of Defense - Army 12.431 ARMY BU GC169371NGD	93,452	-	-	93,452
Fed US HHS - Health & Human Services 93.000 Boston U	-	2,632	-	2,632
Fed US HHS - National Institutes of Health (NIH) 93.846 BU GC170619 Dr. Serge Roy	-	172,386	-	172,386
Fed US National Science Foundation (NSF) 47.074 Boston Univ 169125	-	(11,798)	-	(11,798)
<u>Pass-through entity</u>	<u>93,452</u>	<u>163,220</u>	<u>-</u>	<u>256,672</u>
<b><u>BRIGHAM YOUNG UNIV</u></b>				
Cluster: 1R&D				
Fed US Department of Defense - Navy 12.300 NAVY BYU 01-0085	77,497	-	-	77,497
Fed US National Science Foundation (NSF) 47.070 SBC BYU #03-0114	27,355	-	-	27,355
<u>Pass-through entity</u>	<u>104,852</u>	<u>-</u>	<u>-</u>	<u>104,852</u>
<b><u>BRIMROSE CORPORATION OF AMERICA</u></b>				
Cluster: 1R&D				
Fed US NASA - Langley Research Center 43.000 NASA SBIR 03-411	39,634	-	-	39,634
<u>Pass-through entity</u>	<u>39,634</u>	<u>-</u>	<u>-</u>	<u>39,634</u>

STATE OF ILLINOIS  
UNIVERSITY OF ILLINOIS  
ATTACHMENT TO SCHEDULE OF EXPENDITURES OF FEDERAL AWARDS  
*Details for Pass-Through Federal Funding Received by University of Illinois*  
Year Ended June 30, 2004

Pass Through Entity Cluster Fed Agency <u>CFDA # and Title of Award</u>	<u>Urbana</u>	<u>Chicago</u>	<u>Springfield</u>	<u>All Campuses</u>
<b><u>CALIFORNIA INSTITUTE OF TECHNOLOGY</u></b>				
Cluster: 1R&D				
Fed US Department of Defense - Navy 12.300 NAVY CIT 7G-1064111	\$ 52,137	\$ -	\$ -	\$ 52,137
Fed US Department of Energy (DOE) 81.000 DOE CIT PC253664	(654)	-	-	(654)
	<u>51,483</u>	<u>-</u>	<u>-</u>	<u>51,483</u>
<u>Pass-through entity</u>				
<b><u>CAPSTONE TURBINE CORPORATION</u></b>				
Cluster: 1R&D				
Fed US Department of Energy (DOE) 81.000 Capstone 4000009920	-	22,147	-	22,147
	<u>-</u>	<u>22,147</u>	<u>-</u>	<u>22,147</u>
<u>Pass-through entity</u>				
<b><u>CARL HAYDEN MEDICAL RESEARCH FOUNDATION</u></b>				
Cluster: 1R&D				
Fed US HHS - National Institutes of Health (NIH) 93.837 Carl T Hayden Med	-	753	-	753
	<u>-</u>	<u>753</u>	<u>-</u>	<u>753</u>
<u>Pass-through entity</u>				
<b><u>CARNEGIE INSTITUTION OF WASHINGTON</u></b>				
Cluster: 1R&D				
Fed US Department of Energy (DOE) 81.000 DOE CIW SC 4-3327-35	59,613	-	-	59,613
	<u>59,613</u>	<u>-</u>	<u>-</u>	<u>59,613</u>
<u>Pass-through entity</u>				

**STATE OF ILLINOIS  
UNIVERSITY OF ILLINOIS  
ATTACHMENT TO SCHEDULE OF EXPENDITURES OF FEDERAL AWARDS  
Details for Pass-Through Federal Funding Received by University of Illinois  
Year Ended June 30, 2004**

<b>Pass Through Entity Cluster Fed Agency CFDA # and Title of Award</b>	<b><u>Urbana</u></b>	<b><u>Chicago</u></b>	<b><u>Springfield</u></b>	<b><u>All Campuses</u></b>
<b><u>CARNEGIE MELLON UNIVERSITY</u></b>				
Cluster: 1R&D				
Fed US Department of Defense - Army 12.431 CM 1-541705-50297	\$ 707	\$ -	\$ -	\$ 707
12.910 ARMY CM 1130024	30,327	-	-	30,327
Fed US HHS - National Institutes of Health (NIH) 93.286 PHS Sub CM 1090080-145398	40,427	-	-	40,427
Fed US National Science Foundation (NSF) 47.041 Carnegie Univ1120138	-	19,765	-	19,765
47.041 SBC CM-1120083-11299	35,643	-	-	35,643
47.070 SBC CM 1120369-140776	3,122	-	-	3,122
47.070 SBC CM 1120464-147649	10,169	-	-	10,169
47.070 SBC CMU-1120085-1106	<u>179,786</u>	<u>-</u>	<u>-</u>	<u>179,786</u>
<u>Pass-through entity</u>	<u>300,181</u>	<u>19,765</u>	<u>-</u>	<u>319,946</u>
<b><u>CASE WESTERN RESERVE UNIVERSITY</u></b>				
Cluster: 1R&D				
Fed US Department of Defense - Air Force 12.800 AF CWR 0500	184,425	-	-	184,425
Fed US Department of Defense - Army 12.431 Army CWRU 342-0273	114,050	-	-	114,050
Fed US HHS - National Institutes of Health (NIH) 93.121 PHS SUB CWRU DE13932	168,871	-	-	168,871
93.846 Case West N01AR92235	-	194,354	-	194,354
93.989 PHS CASE W ZZ9325H	<u>97,123</u>	<u>-</u>	<u>-</u>	<u>97,123</u>
<u>Pass-through entity</u>	<u>564,469</u>	<u>194,354</u>	<u>-</u>	<u>758,823</u>
<b><u>CATAWBA RESOURCES</u></b>				
Cluster: 1R&D				
Fed US Department of Defense - Air Force 12.800 AF CATAWBA RESOURCES	<u>6,750</u>	<u>-</u>	<u>-</u>	<u>6,750</u>
<u>Pass-through entity</u>	<u>6,750</u>	<u>-</u>	<u>-</u>	<u>6,750</u>

STATE OF ILLINOIS  
UNIVERSITY OF ILLINOIS  
ATTACHMENT TO SCHEDULE OF EXPENDITURES OF FEDERAL AWARDS  
*Details for Pass-Through Federal Funding Received by University of Illinois*  
Year Ended June 30, 2004

Pass Through Entity Cluster Fed Agency <u>CFDA # and Title of Award</u>	<u>Urbana</u>	<u>Chicago</u>	<u>Springfield</u>	<u>All Campuses</u>
<b><u>CENTER TO PROTECT WORKERS RIGHTS</u></b>				
Cluster: 1R&D	\$		\$	
Fed US HHS - National Institutes of Health (NIH) 93.283 Center Protect Workers Rights	\$ -	24,946	\$ -	24,946
<u>Pass-through entity</u>	-	24,946	-	24,946
<b><u>CENTRAL INSTITUTE FOR THE DEAF</u></b>				
Cluster: 1R&D				
Fed US NASA 43.001 Central Institute	-	(24)	-	(24)
<u>Pass-through entity</u>	-	(24)	-	(24)
<b><u>CENTRO INTERNACIONAL DE AGRICULTURA TROPICAL (CIAT)</u></b>				
Cluster: 1R&D				
Fed US Agency for International Development (AID) 98.000 AID CIAT R-1860	73,286	-	-	73,286
<u>Pass-through entity</u>	73,286	-	-	73,286
<b><u>CENTRO SAN BONIFACIO</u></b>				
Cluster: 1R&D				
Fed US Ag - US Department of Agriculture 10.225 Centro St Bonifacio	-	5,819	-	5,819
<u>Pass-through entity</u>	-	5,819	-	5,819
<b><u>CFD RESEARCH CORPORATION</u></b>				
Cluster: 1R&D				
Fed US National Science Foundation (NSF) 47.041 SBC CFDRC #8240 NSF	17,384	-	-	17,384
<u>Pass-through entity</u>	17,384	-	-	17,384

**STATE OF ILLINOIS  
UNIVERSITY OF ILLINOIS  
ATTACHMENT TO SCHEDULE OF EXPENDITURES OF FEDERAL AWARDS  
Details for Pass-Through Federal Funding Received by University of Illinois  
Year Ended June 30, 2004**

<b>Pass Through Entity Cluster Fed Agency CFDA # and Title of Award</b>	<b><u>Urbana</u></b>	<b><u>Chicago</u></b>	<b><u>Springfield</u></b>	<b><u>All Campuses</u></b>
<b><u>CHAMPAIGN CONSORTIUM</u></b>				
Cluster: WIA		\$	\$	
Fed US Department of Education 17.259 DE PSP STEP/WIA	\$ 57,884	\$ -	-	57,884
<u>Pass-through entity</u>	<u>57,884</u>	<u>-</u>	<u>-</u>	<u>57,884</u>
<b><u>CHEROKEE NATION</u></b>				
Cluster: 1R&D				
Fed US Environmental Protection Agency (EPA) 66.606 EPA 2004-MDN2-51	4,968	-	-	4,968
<u>Pass-through entity</u>	<u>4,968</u>	<u>-</u>	<u>-</u>	<u>4,968</u>
<b><u>CHI SYSTEMS INC</u></b>				
Cluster: 1R&D				
Fed US Department of Defense - Navy 12.300 Navy CHI Systems Inc.	36,630	-	-	36,630
<u>Pass-through entity</u>	<u>36,630</u>	<u>-</u>	<u>-</u>	<u>36,630</u>
<b><u>CHICAGO CENTER FOR HEALTH SYSTEM DEVELOPMENT</u></b>				
Cluster: 1R&D				
Fed US HHS - Health & Human Services 93.252 Chgo Ctr Hlth System 6G920A00160100	-	8,669	-	8,669
Fed US HHS - National Institutes of Health (NIH) 93.941 Chgo Cntr Hlth Systems Develop	-	53,799	-	53,799
Cluster: Other Programs				
Fed US HHS - Health Resources and Services Administration (HRSA) 93.252 Chic Ctr Hlth System	-	27,267	-	27,267
<u>Pass-through entity</u>	<u>-</u>	<u>89,735</u>	<u>-</u>	<u>89,735</u>

**STATE OF ILLINOIS  
UNIVERSITY OF ILLINOIS  
ATTACHMENT TO SCHEDULE OF EXPENDITURES OF FEDERAL AWARDS  
Details for Pass-Through Federal Funding Received by University of Illinois  
Year Ended June 30, 2004**

<b>Pass Through Entity Cluster Fed Agency CFDA # and Title of Award</b>	<b><u>Urbana</u></b>	<b><u>Chicago</u></b>	<b><u>Springfield</u></b>	<b><u>All Campuses</u></b>
<b><u>CHICAGO COMMONS ASSOCIATION</u></b>				
Cluster: 1R&D	\$		\$	
Fed US HHS - Centers for Disease Control and Prevention (CDC) 93.955 Chic Commons Assoc	\$ -	5,035	\$ -	5,035
<u>Pass-through entity</u>	<u>-</u>	<u>5,035</u>	<u>-</u>	<u>5,035</u>
<b><u>CHICAGO HEALTH CONSORTIUM</u></b>				
Cluster: Other Programs				
Fed US HHS - National Institutes of Health (NIH) 93.258 Chgo Hlth Consortium	-	62,195	-	62,195
<u>Pass-through entity</u>	<u>-</u>	<u>62,195</u>	<u>-</u>	<u>62,195</u>
<b><u>CHICAGO HORTICULTURAL SOCIETY</u></b>				
Cluster: Other Programs				
Fed US Institute of Museum & Library Services (IMLS) 45.312 CBG Plant Evaluation	-	5,716	-	5,716
<u>Pass-through entity</u>	<u>-</u>	<u>5,716</u>	<u>-</u>	<u>5,716</u>
<b><u>CHICAGO PUBLIC SCHOOLS</u></b>				
Cluster: 1R&D				
Fed US Department of Education 84.195 CPS 02-0227-PR15-00	-	100,357	-	100,357
Fed US National Science Foundation (NSF) 47.077 Cps	-	197,467	-	197,467
Cluster: Other Programs				
Fed US Department of Education 84.195 CPS 01-0221-PR19-0	-	54,021	-	54,021
84.195 CPS 02-0227-PR12-00	-	100,682	-	100,682
84.195 CPS 02-0227-PR14-00	-	26,813	-	26,813
Fed US National Science Foundation (NSF) 47.076 Cps	-	269,341	-	269,341
<u>Pass-through entity</u>	<u>-</u>	<u>748,681</u>	<u>-</u>	<u>748,681</u>



STATE OF ILLINOIS  
UNIVERSITY OF ILLINOIS  
ATTACHMENT TO SCHEDULE OF EXPENDITURES OF FEDERAL AWARDS  
*Details for Pass-Through Federal Funding Received by University of Illinois*  
Year Ended June 30, 2004

Pass Through Entity  
Cluster

<u>Fed Agency</u> <u>CFDA # and Title of Award</u>	<u>Urbana</u>	<u>Chicago</u>	<u>Springfield</u>	<u>All Campuses</u>
<b><u>CHICAGO STATE UNIV</u></b>				
Cluster: 1R&D				
Fed US Ag - US Department of Agriculture 10.000 Chic State U 0503gr 2b0 56220	\$ -	\$ 112,768	\$ -	\$ 112,768
Fed US National Science Foundation (NSF) 47.076 Chic St U Hrd0000341	-	22,761	-	22,761
Cluster: Other Programs				
Fed US National Science Foundation (NSF) 47.000 Chicago State U	<u>-</u>	<u>7,091</u>	<u>-</u>	<u>7,091</u>
<u>Pass-through entity</u>	<u>-</u>	<u>142,620</u>	<u>-</u>	<u>142,620</u>
<b><u>CHICAGO WORKFORCE BOARD</u></b>				
Cluster: 1R&D				
Fed US Department of Labor (DOL) 17.720 Chic Workforce Bd Dole 9430104-01	<u>-</u>	<u>141,891</u>	<u>-</u>	<u>141,891</u>
<u>Pass-through entity</u>	<u>-</u>	<u>141,891</u>	<u>-</u>	<u>141,891</u>
<b><u>CHILDRENS MEMORIAL HOSPITAL</u></b>				
Cluster: 1R&D				
Fed US HHS - National Institutes of Health (NIH) 93.226 Child Hosp 2001-129V	<u>-</u>	<u>53,664</u>	<u>-</u>	<u>53,664</u>
<u>Pass-through entity</u>	<u>-</u>	<u>53,664</u>	<u>-</u>	<u>53,664</u>
<b><u>CITY COLLEGES OF CHICAGO</u></b>				
Cluster: Other Programs				
Fed US HHS - National Institutes of Health (NIH) 93.000 City College Of Chicago	<u>-</u>	<u>54,585</u>	<u>-</u>	<u>54,585</u>
<u>Pass-through entity</u>	<u>-</u>	<u>54,585</u>	<u>-</u>	<u>54,585</u>

**STATE OF ILLINOIS  
UNIVERSITY OF ILLINOIS  
ATTACHMENT TO SCHEDULE OF EXPENDITURES OF FEDERAL AWARDS  
Details for Pass-Through Federal Funding Received by University of Illinois  
Year Ended June 30, 2004**

<b>Pass Through Entity Cluster Fed Agency CFDA # and Title of Award</b>	<b><u>Urbana</u></b>	<b><u>Chicago</u></b>	<b><u>Springfield</u></b>	<b><u>All Campuses</u></b>
<b><u>CITY OF BLOOMINGTON</u></b>				
Cluster: Other Programs		\$	\$	
Fed US Department of Housing & Urban Development (HUD) 14.235 HUD BLOOMINGTON	\$ 16,374	\$ -	-	16,374
<u>Pass-through entity</u>	<u>16,374</u>	<u>-</u>	<u>-</u>	<u>16,374</u>
<b><u>CITY OF CHICAGO, DEPARTMENT OF HUMAN SERVICES</u></b>				
Cluster: HIV				
Fed US HHS - Health Resources and Services Administration (HRSA) 93.914 Cdph 5451	-	424,705	-	424,705
93.914 Cdph D1948551322	-	1,389,225	-	1,389,225
93.914 Cdph PO2613	-	335,673	-	335,673
Cluster: Other Programs				
Fed US HHS - Administration for Children and Families (ACF) 93.600 CDHS D1952311401	-	6,467	-	6,467
<u>Pass-through entity</u>	<u>-</u>	<u>2,156,070</u>	<u>-</u>	<u>2,156,070</u>
<b><u>CITY OF CHICAGO, DEPARTMENT OF PUBLIC HEALTH</u></b>				
Cluster: CDBG - Entitlement and Small Cities				
Fed US Department of Housing & Urban Development (HUD) 14.218 Chgo Mayor Offc 2666	-	6,544	-	6,544
<u>Pass-through entity</u>	<u>-</u>	<u>6,544</u>	<u>-</u>	<u>6,544</u>
<b><u>CITY OF PEORIA</u></b>				
Cluster: CDBG - Entitlement and Small Cities				
Fed US Department of Housing & Urban Development (HUD) 14.218 City of Peoria	-	14,417	-	14,417
14.218 City Of Peoria AS-400-04PS25	-	7,618	-	7,618
<u>Pass-through entity</u>	<u>-</u>	<u>22,035</u>	<u>-</u>	<u>22,035</u>

STATE OF ILLINOIS  
UNIVERSITY OF ILLINOIS  
ATTACHMENT TO SCHEDULE OF EXPENDITURES OF FEDERAL AWARDS  
*Details for Pass-Through Federal Funding Received by University of Illinois*  
Year Ended June 30, 2004

Pass Through Entity Cluster Fed Agency <u>CFDA # and Title of Award</u>	<u>Urbana</u>	<u>Chicago</u>	<u>Springfield</u>	<u>All Campuses</u>
<b><u>CLARK ATLANTA UNIVERSITY</u></b>				
Cluster: 1R&D		\$	\$	
Fed US NASA				
43.000 NASA 03-04-30403-002	\$ 66,894	\$ -	-	66,894
<u>Pass-through entity</u>	<u>66,894</u>	<u>-</u>	<u>-</u>	<u>66,894</u>
<b><u>CLARKSON UNIV</u></b>				
Cluster: 1R&D				
Fed US National Science Foundation (NSF)				
47.041 Clarkson Uni 3751331	-	74,360	-	74,360
<u>Pass-through entity</u>	<u>-</u>	<u>74,360</u>	<u>-</u>	<u>74,360</u>
<b><u>CLEMSON UNIV</u></b>				
Cluster: 1R&D				
Fed US Department of Commerce				
11.609 COM CU 651-7558-208	128,632	-	-	128,632
Fed US Department of Defense - Army				
12.431 ARMY CU 478-2000222	51	-	-	51
Fed US National Science Foundation (NSF)				
47.041 SBC CLEMSON UNV -NSF	46,284	-	-	46,284
<u>Pass-through entity</u>	<u>174,967</u>	<u>-</u>	<u>-</u>	<u>174,967</u>
<b><u>CLEVELAND CLINIC FOUNDATION</u></b>				
Cluster: 1R&D				
Fed US HHS - Nat'l Institute Diabetes & Digestive & Kidney Diseases				
93.849 Cleveland Clinic Fnd - Dr G. Beck	-	23,321	-	23,321
<u>Pass-through entity</u>	<u>-</u>	<u>23,321</u>	<u>-</u>	<u>23,321</u>

**STATE OF ILLINOIS  
UNIVERSITY OF ILLINOIS  
ATTACHMENT TO SCHEDULE OF EXPENDITURES OF FEDERAL AWARDS  
Details for Pass-Through Federal Funding Received by University of Illinois  
Year Ended June 30, 2004**

**Pass Through Entity  
Cluster**

<b>Fed Agency CFDA # and Title of Award</b>	<b>Urbana</b>	<b>Chicago</b>	<b>Springfield</b>	<b>All Campuses</b>
<b><u>COLLINS MANAGEMENT CONSULTING</u></b>				
Cluster: 1R&D		\$	\$	
Fed US Department of Education 84.349 DE COLLINS MGT SUBC2	\$ 86,651	\$ -	-	86,651
<u>Pass-through entity</u>	<u>86,651</u>	<u>-</u>	<u>-</u>	<u>86,651</u>
<b><u>COLORADO STATE UNIV</u></b>				
Cluster: 1R&D				
Fed US Ag - Coop State Rsrch Educ & Ext Serv (CSREES) 10.200 AG CSU G-1502-5	33,420	-	-	33,420
Fed US Department of Interior - Geological Survey 15.805 USGS 2004-NTN1-03	4,867	-	-	4,867
Fed US HHS - National Institutes of Health (NIH) 93.856 Colorado St G46142	-	10,367	-	10,367
Fed US National Science Foundation (NSF) 47.000 NSF 2004-NTN1-02	4,929	-	-	4,929
<u>Pass-through entity</u>	<u>43,216</u>	<u>10,367</u>	<u>-</u>	<u>53,583</u>
<b><u>COLUMBIA UNIV</u></b>				
Cluster: 1R&D				
Fed US HHS - Health Resources and Services Administration (HRSA) 93.145 Columbia U HA00037	-	(4,841)	-	(4,841)
Fed US HHS - National Institutes of Health (NIH) 93.242 Columbia U MH63662	-	18,734	-	18,734
93.856 Columbia U AI47608	-	65,433	-	65,433
Fed US NASA 43.001 NASA CUNY 04/05	24,781	-	-	24,781
Fed US National Science Foundation (NSF) 47.070 Columbia U CCR 02-25826	-	9,685	-	9,685
47.070 SBC CUNY 0085864	(1,158)	-	-	(1,158)
<u>Pass-through entity</u>	<u>23,623</u>	<u>89,011</u>	<u>-</u>	<u>112,634</u>

**STATE OF ILLINOIS  
UNIVERSITY OF ILLINOIS  
ATTACHMENT TO SCHEDULE OF EXPENDITURES OF FEDERAL AWARDS  
Details for Pass-Through Federal Funding Received by University of Illinois  
Year Ended June 30, 2004**

<b>Pass Through Entity Cluster Fed Agency CFDA # and Title of Award</b>	<b><u>Urbana</u></b>	<b><u>Chicago</u></b>	<b><u>Springfield</u></b>	<b><u>All Campuses</u></b>
<b><u>COMM CONSOLIDATED SCH DIST 62</u></b>				
Cluster: Other Programs		\$	\$	
Fed US Department of Education 84.287 De Comm Cons Dist 62	\$ 19,999	\$ -	-	19,999
<u>Pass-through entity</u>	<u>19,999</u>	<u>-</u>	<u>-</u>	<u>19,999</u>
<b><u>CONSERVATION RESEARCH INSTITUTE</u></b>				
Cluster: 1R&D				
Fed US Environmental Protection Agency (EPA) 66.463 EPA SUB CRI B-2006	11,726	-	-	11,726
<u>Pass-through entity</u>	<u>11,726</u>	<u>-</u>	<u>-</u>	<u>11,726</u>
<b><u>CONSORTIUM FOR MATHEMATICS AND ITS APPLICATIONS</u></b>				
Cluster: 1R&D				
Fed US National Science Foundation (NSF) 47.076 COMAP 47.076 Consortiu ESI6429328	- -	72,406 99,753	- -	72,406 99,753
<u>Pass-through entity</u>	<u>-</u>	<u>172,159</u>	<u>-</u>	<u>172,159</u>
<b><u>COOK COUNTY</u></b>				
Cluster: 1R&D				
Fed US Department of Justice (DOJ) 16.710 Cook County 0141822	-	553	-	553
<u>Pass-through entity</u>	<u>-</u>	<u>553</u>	<u>-</u>	<u>553</u>
<b><u>COOK COUNTY DEPARTMENT OF PUBLIC HEALTH</u></b>				
Cluster: 1R&D				
Fed US HHS - Health Resources and Services Administration (HRSA) 93.000 CDPH 1986	-	4,840	-	4,840
<u>Pass-through entity</u>	<u>-</u>	<u>4,840</u>	<u>-</u>	<u>4,840</u>

STATE OF ILLINOIS  
UNIVERSITY OF ILLINOIS  
ATTACHMENT TO SCHEDULE OF EXPENDITURES OF FEDERAL AWARDS  
*Details for Pass-Through Federal Funding Received by University of Illinois*  
Year Ended June 30, 2004

Pass Through Entity Cluster Fed Agency <u>CFDA # and Title of Award</u>	<u>Urbana</u>	<u>Chicago</u>	<u>Springfield</u>	<u>All Campuses</u>
<b><u>COOPERATIVE INST FOR LIMNOLOGY &amp; ECOSYSTEMS</u></b>				
Cluster: 1R&D	\$		\$	
Fed US Department of Commerce 11.432 Ciler NA17RJ1225	\$ -	1,575	\$ -	1,575
<u>Pass-through entity</u>	-	1,575	-	1,575
<b><u>CORELLA AND BERTRAM BONNER FOUNDATION</u></b>				
Cluster: Other Programs				
Fed US Corporation for National & Community Service 94.005 CNS BONNER FDN	2,487	-	-	2,487
<u>Pass-through entity</u>	2,487	-	-	2,487
<b><u>CORLANDS</u></b>				
Cluster: 1R&D				
Fed US Department of Defense - Army 12.431 ARMY CORLANDS DRAGFL	72,421	-	-	72,421
<u>Pass-through entity</u>	72,421	-	-	72,421
<b><u>CORNELL UNIVERSITY</u></b>				
Cluster: 1R&D				
Fed US Ag - US Department of Agriculture 10.000 AG 2004-NTN1-24	4,611	-	-	4,611
10.000 AG CU 40534-6908	13,569	-	-	13,569
10.206 AG CU 37658-6646	(972)	-	-	(972)
Fed US Department of Commerce 11.478 COM CU 42120-7132	25,914	-	-	25,914
Fed US Department of Defense - Army 12.431 ARMY CU 39508-6586	167,968	-	-	167,968
Fed US Department of Defense - Navy 12.300 NAVY CU 37515-6281	110,378	-	-	110,378

STATE OF ILLINOIS  
UNIVERSITY OF ILLINOIS  
ATTACHMENT TO SCHEDULE OF EXPENDITURES OF FEDERAL AWARDS  
*Details for Pass-Through Federal Funding Received by University of Illinois*  
Year Ended June 30, 2004

Pass Through Entity Cluster Fed Agency <u>CFDA # and Title of Award</u>	<u>Urbana</u>	<u>Chicago</u>	<u>Springfield</u>	<u>All Campuses</u>
<b><u>CORNELL UNIVERSITY (CONTINUED)</u></b>				
Cluster: 1R&D (Continued)				
Fed US HHS - National Institutes of Health (NIH) 93.859 Cornell U GM61925	\$ -	\$ 141,027	\$ -	\$ 141,027
Fed US National Science Foundation (NSF) 47.041 SBC CRNL 42740-6896	11,151	-	-	11,151
47.070 SBC CRNL-36779-6494	19,358	-	-	19,358
Cluster: Other Programs				
Fed US National Endowment for the Humanities (NEH) 45.100 NEH SUB 40782-6923	<u>14,413</u>	<u>-</u>	<u>-</u>	<u>14,413</u>
<u>Pass-through entity</u>	<u>366,390</u>	<u>141,027</u>	<u>-</u>	<u>507,417</u>
<b><u>CORPORATION FOR PUBLIC BROADCASTING</u></b>				
Cluster: Other Programs				
Fed US Department of Education 84.295 PBS SUBC RTL	<u>30,107</u>	<u>-</u>	<u>-</u>	<u>30,107</u>
<u>Pass-through entity</u>	<u>30,107</u>	<u>-</u>	<u>-</u>	<u>30,107</u>
<b><u>CORPORATION FOR SUPPORTIVE HOUSING</u></b>				
Cluster: Other Programs				
Fed US Department of Education 84.235 Corp Support Housing	<u>-</u>	<u>35,554</u>	<u>-</u>	<u>35,554</u>
<u>Pass-through entity</u>	<u>-</u>	<u>35,554</u>	<u>-</u>	<u>35,554</u>
<b><u>COUNCIL OF GREAT LAKES GOVERNORS</u></b>				
Cluster: 1R&D				
Fed US Ag - US Department of Agriculture 10.000 AG CGLG-01-009	<u>7,894</u>	<u>-</u>	<u>-</u>	<u>7,894</u>
<u>Pass-through entity</u>	<u>7,894</u>	<u>-</u>	<u>-</u>	<u>7,894</u>

STATE OF ILLINOIS  
UNIVERSITY OF ILLINOIS  
ATTACHMENT TO SCHEDULE OF EXPENDITURES OF FEDERAL AWARDS  
*Details for Pass-Through Federal Funding Received by University of Illinois*  
Year Ended June 30, 2004

Pass Through Entity  
Cluster

<u>Fed Agency</u> <u>CFDA # and Title of Award</u>	<u>Urbana</u>	<u>Chicago</u>	<u>Springfield</u>	<u>All Campuses</u>
<b><u>CPBR - CONSORTIUM FOR PLANT BIOTECHNOLOGY</u></b>				
Cluster: 1R&D				
Fed US Department of Energy (DOE)				
81.087 DOE CPBR G012026-175	\$ 62,655	\$ -	\$ -	\$ 62,655
81.087 DOE CPBR GO 12026-181	<u>54</u>	<u>-</u>	<u>-</u>	<u>54</u>
<u>Pass-through entity</u>	<u>62,709</u>	<u>-</u>	<u>-</u>	<u>62,709</u>
<b><u>CRP CONSULTING</u></b>				
Cluster: Other Programs				
Fed US HHS - Health & Human Services				
93.000 Crp Cnslt 240010055	-	4	-	4
93.000 Crp Consulting	<u>-</u>	<u>30,369</u>	<u>-</u>	<u>30,369</u>
<u>Pass-through entity</u>	<u>-</u>	<u>30,373</u>	<u>-</u>	<u>30,373</u>
<b><u>CTRC RESEARCH FOUNDATION</u></b>				
Cluster: 1R&D				
Fed US HHS - National Institutes of Health (NIH)				
93.399 Ctrc Rsch Fnd 43770	<u>-</u>	<u>750</u>	<u>-</u>	<u>750</u>
<u>Pass-through entity</u>	<u>-</u>	<u>750</u>	<u>-</u>	<u>750</u>
<b><u>CU AEROSPACE LLC</u></b>				
Cluster: 1R&D				
Fed US Department of Defense - Air Force				
12.800 AF CU 02-241	20,333	-	-	20,333
12.800 AF CUA 03-237	4,061	-	-	4,061
Fed US Department of Defense - Army				
12.431 Army CU Aerospace 04-213	100,213	-	-	100,213
Fed US NASA				
43.000 NASA CUA 03-300	<u>33,074</u>	<u>-</u>	<u>-</u>	<u>33,074</u>
<u>Pass-through entity</u>	<u>157,681</u>	<u>-</u>	<u>-</u>	<u>157,681</u>



**STATE OF ILLINOIS  
UNIVERSITY OF ILLINOIS  
ATTACHMENT TO SCHEDULE OF EXPENDITURES OF FEDERAL AWARDS  
Details for Pass-Through Federal Funding Received by University of Illinois  
Year Ended June 30, 2004**

<b>Pass Through Entity Cluster Fed Agency CFDA # and Title of Award</b>	<b><u>Urbana</u></b>	<b><u>Chicago</u></b>	<b><u>Springfield</u></b>	<b><u>All Campuses</u></b>
<b><u>CUMMINS ENGINE COMPANY</u></b>				
Cluster: 1R&D		\$	\$	
Fed US Department of Energy (DOE) 81.000 DOE CI 702707-090 04-112	\$ 39,058	\$ -	-	39,058
<u>Pass-through entity</u>	<u>39,058</u>	<u>-</u>	<u>-</u>	<u>39,058</u>
<b><u>DARTMOUTH COLLEGE</u></b>				
Cluster: 1R&D				
Fed US Department of Justice (DOJ) 16.565 JUSTICE DC 5-36371.5710	220,458	-	-	220,458
Fed US HHS - Health & Human Services 93.286 PHS Sub Dartmouth 5-30687.570	159,537	-	-	159,537
Fed US HHS - National Institute Biomedical Imaging & Bioengineering 93.395 PHS SUB DART 5-30555	39,734	-	-	39,734
<u>Pass-through entity</u>	<u>419,729</u>	<u>-</u>	<u>-</u>	<u>419,729</u>
<b><u>DEPAUL UNIV</u></b>				
Cluster: CDBG - Entitlement and Small Cities				
Fed US Department of Housing & Urban Development (HUD) 14.219 Depaul Univ 1892	-	(298)	-	(298)
<u>Pass-through entity</u>	<u>-</u>	<u>(298)</u>	<u>-</u>	<u>(298)</u>
<b><u>DESERT RESEARCH INSTITUTE</u></b>				
Cluster: 1R&D				
Fed US Department of Commerce NOAA 11.000 COM DRI 02-DAS66	115,226	-	-	115,226
11.000 COM DRI 03-DAS11	7,894	-	-	7,894
<u>Pass-through entity</u>	<u>123,120</u>	<u>-</u>	<u>-</u>	<u>123,120</u>

**STATE OF ILLINOIS  
UNIVERSITY OF ILLINOIS  
ATTACHMENT TO SCHEDULE OF EXPENDITURES OF FEDERAL AWARDS  
Details for Pass-Through Federal Funding Received by University of Illinois  
Year Ended June 30, 2004**

<b>Pass Through Entity Cluster Fed Agency CFDA # and Title of Award</b>	<b><u>Urbana</u></b>	<b><u>Chicago</u></b>	<b><u>Springfield</u></b>	<b><u>All Campuses</u></b>
<b><u>DREXEL UNIVERSITY</u></b>				
Cluster: 1R&D				
Fed US Department of Defense - Navy 12.300 Drexel N000140110762	\$ -	\$ 9,026	\$ -	\$ 9,026
Fed US Department of Energy (DOE) 81.049 DOE DREXEL 210013	13,942	-	-	13,942
Fed US National Science Foundation (NSF) 47.041 Drexel U 235234	-	126,833	-	126,833
Cluster: Other Programs				
Fed US National Science Foundation (NSF) 47.070 SBC DREXEL PO#0033473	621	-	-	621
47.076 SBC DREXEL P0031593	<u>29,978</u>	<u>-</u>	<u>-</u>	<u>29,978</u>
<b><u>Pass-through entity</u></b>	<u>44,541</u>	<u>135,859</u>	<u>-</u>	<u>180,400</u>
<b><u>DUKE UNIVERSITY</u></b>				
Cluster: 1R&D				
Fed US Department of Energy (DOE) 81.000 DOE DUKE 02-SC-1007	48,721	-	-	48,721
Fed US HHS - Health & Human Services 93.397 Duke U Ca096890-02	-	78,556	-	78,556
Fed US HHS - National Institutes of Health (NIH) 93.000 Duke Univ DS687	-	177,215	-	177,215
93.395 Duke University	-	10,208	-	10,208
93.397 Duke U CA096890-01	-	83,713	-	83,713
93.856 Duke U 303-0143	<u>-</u>	<u>4,297</u>	<u>-</u>	<u>4,297</u>
<b><u>Pass-through entity</u></b>	<u>48,721</u>	<u>353,989</u>	<u>-</u>	<u>402,710</u>
<b><u>DYNAMAC CORPORATION</u></b>				
Cluster: 1R&D				
Fed US NASA 43.000 NASA 2004-NTN1-05	<u>4,929</u>	<u>-</u>	<u>-</u>	<u>4,929</u>
<b><u>Pass-through entity</u></b>	<u>4,929</u>	<u>-</u>	<u>-</u>	<u>4,929</u>

**STATE OF ILLINOIS  
UNIVERSITY OF ILLINOIS  
ATTACHMENT TO SCHEDULE OF EXPENDITURES OF FEDERAL AWARDS  
Details for Pass-Through Federal Funding Received by University of Illinois  
Year Ended June 30, 2004**

<b>Pass Through Entity Cluster Fed Agency CFDA # and Title of Award</b>	<b><u>Urbana</u></b>	<b><u>Chicago</u></b>	<b><u>Springfield</u></b>	<b><u>All Campuses</u></b>
<b><u>EAST CAROLINA UNIV</u></b>				
Cluster: 1R&D			\$	\$
Fed US National Science Foundation (NSF) 47.076 SBC ECU (0138819)	\$ 158,712	\$ -	-	158,712
<u>Pass-through entity</u>	<u>158,712</u>	<u>-</u>	<u>-</u>	<u>158,712</u>
<b><u>EAST MAIN PUBLIC SCHOOLS</u></b>				
Cluster: 1R&D				
Fed US Department of Education 84.000 De Sub Emps 63 21st	17,786	-	-	17,786
<u>Pass-through entity</u>	<u>17,786</u>	<u>-</u>	<u>-</u>	<u>17,786</u>
<b><u>EASTERN MICHIGAN UNIVERSITY</u></b>				
Cluster: 1R&D				
Fed US Environmental Protection Agency (EPA) 66.000 EPA SUB EMU 97502001	8,766	-	-	8,766
<u>Pass-through entity</u>	<u>8,766</u>	<u>-</u>	<u>-</u>	<u>8,766</u>
<b><u>EAST-WEST GATEWAY COORDINATING COUNCIL</u></b>				
Cluster: 1R&D				
Fed US DOT - Department of Transportation 20.000 DOT - EWGCC-LEAM	253,778	-	-	253,778
20.000 DOT BETA-STLEAM	(2,376)	-	-	(2,376)
<u>Pass-through entity</u>	<u>251,402</u>	<u>-</u>	<u>-</u>	<u>251,402</u>
<b><u>EDUCAUSE</u></b>				
Cluster: Other Programs				
Fed US National Science Foundation (NSF) 47.076 SBC EDUCAUSE NSF	82,590	-	-	82,590
<u>Pass-through entity</u>	<u>82,590</u>	<u>-</u>	<u>-</u>	<u>82,590</u>

**STATE OF ILLINOIS  
UNIVERSITY OF ILLINOIS  
ATTACHMENT TO SCHEDULE OF EXPENDITURES OF FEDERAL AWARDS  
Details for Pass-Through Federal Funding Received by University of Illinois  
Year Ended June 30, 2004**

<b>Pass Through Entity Cluster Fed Agency CFDA # and Title of Award</b>	<b><u>Urbana</u></b>	<b><u>Chicago</u></b>	<b><u>Springfield</u></b>	<b><u>All Campuses</u></b>
<b><u>EKOS MATERIALS CORPORATION</u></b>				
Cluster: Other Programs		\$	\$	
Fed US National Science Foundation (NSF) 47.041 SBC EKOS TST AGR NSF	\$ 7,378	\$ -	-	7,378
<u>Pass-through entity</u>	<u>7,378</u>	<u>-</u>	<u>-</u>	<u>7,378</u>
<b><u>EMORY UNIVERSITY</u></b>				
Cluster: 1R&D				
Fed US HHS - National Institutes of Health (NIH) 93.837 Emory U Xmax-04	-	15,296	-	15,296
<u>Pass-through entity</u>	<u>-</u>	<u>15,296</u>	<u>-</u>	<u>15,296</u>
<b><u>ENERGY CENTER OF WISCONSIN</u></b>				
Cluster: 1R&D				
Fed US Department of Energy (DOE) 81.041 Ecw Fc36-02g012017	-	54,156	-	54,156
<u>Pass-through entity</u>	<u>-</u>	<u>54,156</u>	<u>-</u>	<u>54,156</u>
<b><u>ENVIRONMENTAL EDUCATION ASSOCIATION OF ILLINOIS</u></b>				
Cluster: Other Programs				
Fed US Environmental Protection Agency (EPA) 66.000 EPA Sub Environmental Ed	3,000	-	-	3,000
<u>Pass-through entity</u>	<u>3,000</u>	<u>-</u>	<u>-</u>	<u>3,000</u>
<b><u>EPIR LTD</u></b>				
Cluster: 1R&D				
Fed US Department of Defense - Air Force 12.000 EPIR AF2003	-	11,252	-	11,252
<u>Pass-through entity</u>	<u>-</u>	<u>11,252</u>	<u>-</u>	<u>11,252</u>

STATE OF ILLINOIS  
UNIVERSITY OF ILLINOIS  
ATTACHMENT TO SCHEDULE OF EXPENDITURES OF FEDERAL AWARDS  
*Details for Pass-Through Federal Funding Received by University of Illinois*  
Year Ended June 30, 2004

Pass Through Entity  
Cluster

<u>Fed Agency</u> <u>CFDA # and Title of Award</u>	<u>Urbana</u>	<u>Chicago</u>	<u>Springfield</u>	<u>All Campuses</u>
<b><u>ERC INC</u></b>				
Cluster: 1R&D				
Fed US Department of Defense - Air Force				
12.800 AF ERC Inc RP030888	\$ 31,875	\$ -	\$ -	\$ 31,875
12.800 AF ERC INC RP040041	11,695	-	-	11,695
12.800 AF ERC RP010879	<u>8,195</u>	<u>-</u>	<u>-</u>	<u>8,195</u>
<u>Pass-through entity</u>	<u>51,765</u>	<u>-</u>	<u>-</u>	<u>51,765</u>
<b><u>ERIE COUNTY</u></b>				
Cluster: Other Programs				
Fed US Environmental Protection Agency (EPA)				
66.000 EPA SUB ERIE COUNTY	<u>1,138</u>	<u>-</u>	<u>-</u>	<u>1,138</u>
<u>Pass-through entity</u>	<u>1,138</u>	<u>-</u>	<u>-</u>	<u>1,138</u>
<b><u>EWING TECHNOLOGY ASSOCIATES INC</u></b>				
Cluster: 1R&D				
Fed US Department of Defense - Air Force				
12.800 AF Ewing 04-227	25,000	-	-	25,000
12.800 AF EWING TECHNOLOGY	<u>53,470</u>	<u>-</u>	<u>-</u>	<u>53,470</u>
<u>Pass-through entity</u>	<u>78,470</u>	<u>-</u>	<u>-</u>	<u>78,470</u>
<b><u>FAMILY HEALTH INTERNATIONAL</u></b>				
Cluster: Other Programs				
Fed US Department of Housing & Urban Development (HUD)				
14.241 Family Health Intl	<u>-</u>	<u>175,344</u>	<u>-</u>	<u>175,344</u>
<u>Pass-through entity</u>	<u>-</u>	<u>175,344</u>	<u>-</u>	<u>175,344</u>

STATE OF ILLINOIS  
UNIVERSITY OF ILLINOIS  
ATTACHMENT TO SCHEDULE OF EXPENDITURES OF FEDERAL AWARDS  
*Details for Pass-Through Federal Funding Received by University of Illinois*  
Year Ended June 30, 2004

Pass Through Entity Cluster Fed Agency <u>CFDA # and Title of Award</u>	<u>Urbana</u>	<u>Chicago</u>	<u>Springfield</u>	<u>All Campuses</u>
<b><u>FLORIDA INTERNATIONAL UNIVERSITY</u></b>				
Cluster: 1R&D	\$		\$	
Fed US National Science Foundation (NSF) 47.070 FIU 592102300-01	\$ -	97,054	\$ -	97,054
<u>Pass-through entity</u>	-	97,054	-	97,054
<b><u>FLORIDA STATE UNIV</u></b>				
Cluster: 1R&D				
Fed US Department of Energy (DOE) 81.049 DOE FSU F48792	100,343	-	-	100,343
Cluster: Other Programs				
Fed US Institute of Museum & Library Services (IMLS) 45.312 IMLS FSU A14630-01	16,216	-	-	16,216
<u>Pass-through entity</u>	116,559	-	-	116,559
<b><u>FOND DU LAC RESERVATION</u></b>				
Cluster: 1R&D				
Fed US Environmental Protection Agency (EPA) 66.000 EPA 2005-NTN2-17	5,929	-	-	5,929
<u>Pass-through entity</u>	5,929	-	-	5,929
<b><u>FORT PECK TRIBES</u></b>				
Cluster: 1R&D				
Fed US Environmental Protection Agency (EPA) 66.000 EPA 2004-NTN1-19	4,929	-	-	4,929
<u>Pass-through entity</u>	4,929	-	-	4,929

STATE OF ILLINOIS  
UNIVERSITY OF ILLINOIS  
ATTACHMENT TO SCHEDULE OF EXPENDITURES OF FEDERAL AWARDS  
*Details for Pass-Through Federal Funding Received by University of Illinois*  
Year Ended June 30, 2004

Pass Through Entity Cluster Fed Agency <u>CFDA # and Title of Award</u>	<u>Urbana</u>	<u>Chicago</u>	<u>Springfield</u>	<u>All Campuses</u>
<b><u>FOUNDATION FOR THE CHILDRENS ONCOLOGY GROUP</u></b>				
Cluster: 1R&D	\$		\$	
Fed US HHS - National Institutes of Health (NIH) 93.395 Fnd For Childrens 27	\$ -	1,535	\$ -	1,535
<u>Pass-through entity</u>	-	1,535	-	1,535
<b><u>FRED HUTCHINSON CANCER RESEARCH CENTER</u></b>				
Cluster: 1R&D				
Fed US HHS - National Cancer Institute 93.393 PHS Sub FHCRC 03-106336-02-S0717	12,410	-	-	12,410
<u>Pass-through entity</u>	12,410	-	-	12,410
<b><u>GARD ANALYTICS INC</u></b>				
Cluster: 1R&D				
Fed US Department of Energy (DOE) 81.000 DOE NR-333-1	12,572	-	-	12,572
<u>Pass-through entity</u>	12,572	-	-	12,572
<b><u>GAS TECHNOLOGY INSTITUTE</u></b>				
Cluster: 1R&D				
Fed US Department of Energy (DOE) 81.000 DOE GTI - PF17902	20,069	-	-	20,069
81.000 GTI PF11421	-	(18,002)	-	(18,002)
81.089 Gti De-Fc26-02Nt41585	-	31,988	-	31,988
<u>Pass-through entity</u>	20,069	13,986	-	34,055

STATE OF ILLINOIS  
UNIVERSITY OF ILLINOIS  
ATTACHMENT TO SCHEDULE OF EXPENDITURES OF FEDERAL AWARDS  
*Details for Pass-Through Federal Funding Received by University of Illinois*  
Year Ended June 30, 2004

Pass Through Entity Cluster Fed Agency <u>CFDA # and Title of Award</u>	<u>Urbana</u>	<u>Chicago</u>	<u>Springfield</u>	<u>All Campuses</u>
<b><u>GENERAL ELECTRIC COMPANY</u></b>				
Cluster: 1R&D		\$	\$	
Fed US Department of Defense - Air Force				
12.800 AF GE200-18-14W23625	\$ 45,340	\$ -	-	45,340
	<u>45,340</u>	<u>-</u>	<u>-</u>	<u>45,340</u>
<u>Pass-through entity</u>				
<b><u>GENESIS HOUSE</u></b>				
Cluster: 1R&D				
Fed US HHS - National Institutes of Health (NIH)				
93.230 Genesis House	-	19,542	-	19,542
	<u>-</u>	<u>19,542</u>	<u>-</u>	<u>19,542</u>
<u>Pass-through entity</u>				
<b><u>GEORGE MASON UNIV</u></b>				
Cluster: 1R&D				
Fed US HHS - National Institutes of Health (NIH)				
93.000 Phs Sub GMU P0001306	764	-	-	764
93.879 G Mason Univ LM3508	-	4,160	-	4,160
	<u>764</u>	<u>4,160</u>	<u>-</u>	<u>4,924</u>
<u>Pass-through entity</u>				
<b><u>GEORGE WASHINGTON UNIV</u></b>				
Cluster: 1R&D				
Fed US National Science Foundation (NSF)				
47.041 SBC GWU #03-S15 NSF	(660)	-	-	(660)
	<u>(660)</u>	<u>-</u>	<u>-</u>	<u>(660)</u>
<u>Pass-through entity</u>				



STATE OF ILLINOIS  
UNIVERSITY OF ILLINOIS  
ATTACHMENT TO SCHEDULE OF EXPENDITURES OF FEDERAL AWARDS  
*Details for Pass-Through Federal Funding Received by University of Illinois*  
Year Ended June 30, 2004

Pass Through Entity Cluster Fed Agency <u>CFDA # and Title of Award</u>	<u>Urbana</u>	<u>Chicago</u>	<u>Springfield</u>	<u>All Campuses</u>
<b><u>GEORGETOWN UNIVERSITY</u></b>				
Cluster: 1R&D				
Fed US Department of Defense 12.420 Georgetown U Rx4265-806-Uic	\$ -	\$ 42,197	\$ -	\$ 42,197
Fed US HHS - National Institutes of Health (NIH) 93.395 Georgetown - RX4400-044-UIC	-	191,574	-	191,574
93.395 Georgetown U Rx4230-124-UIC	-	29,449	-	29,449
93.853 Georgetown U RX2210004UIC	<u>-</u>	<u>172,231</u>	<u>-</u>	<u>172,231</u>
<u>Pass-through entity</u>	<u>-</u>	<u>435,451</u>	<u>-</u>	<u>435,451</u>
<b><u>GEORGIA INSTITUTE OF TECHNOLOGY</u></b>				
Cluster: 1R&D				
Fed US Department of Defense - Air Force 12.800 AF MF 1129 Antic	2,340	-	-	2,340
Fed US Department of Energy (DOE) 81.000 DOE GIT E-20-J87-G1	44,133	-	-	44,133
Fed US HHS - National Institute Biomedical Imaging & Bioengineering 93.000 PHS Sub E-21-6JT-GI	48,810	-	-	48,810
Cluster: Other Programs				
Fed US National Science Foundation (NSF) 47.076 SBC GT C36-A98-G4	<u>54,968</u>	<u>-</u>	<u>-</u>	<u>54,968</u>
<u>Pass-through entity</u>	<u>150,251</u>	<u>-</u>	<u>-</u>	<u>150,251</u>
<b><u>GEORGIA STATE UNIV</u></b>				
Cluster: 1R&D				
Fed US National Science Foundation (NSF) 47.076 Georgia State U	<u>-</u>	<u>4,689</u>	<u>-</u>	<u>4,689</u>
<u>Pass-through entity</u>	<u>-</u>	<u>4,689</u>	<u>-</u>	<u>4,689</u>

**STATE OF ILLINOIS  
UNIVERSITY OF ILLINOIS  
ATTACHMENT TO SCHEDULE OF EXPENDITURES OF FEDERAL AWARDS  
Details for Pass-Through Federal Funding Received by University of Illinois  
Year Ended June 30, 2004**

<b>Pass Through Entity Cluster Fed Agency CFDA # and Title of Award</b>	<b><u>Urbana</u></b>	<b><u>Chicago</u></b>	<b><u>Springfield</u></b>	<b><u>All Campuses</u></b>
<b><u>GREAT CITIES UNIVERSITIES</u></b>				
Cluster: 1R&D				
Fed US Department of Education				
84.342 Great Cities Universities	\$ -	\$ 893	\$ -	\$ 893
Cluster: Other Programs				
Fed US Department of Education				
84.215 Great Cities U	<u>-</u>	<u>11,432</u>	<u>-</u>	<u>11,432</u>
<u>Pass-through entity</u>	<u>-</u>	<u>12,325</u>	<u>-</u>	<u>12,325</u>
<b><u>GYNECOLOGY ONCOLOGY GROUP</u></b>				
Cluster: 1R&D				
Fed US HHS - National Institutes of Health (NIH)				
93.395 GOG	-	3,298	-	3,298
93.395 Gynecologic Oncology	-	92,555	-	92,555
93.395 Gynecology Oncology	<u>-</u>	<u>(23,539)</u>	<u>-</u>	<u>(23,539)</u>
<u>Pass-through entity</u>	<u>-</u>	<u>72,314</u>	<u>-</u>	<u>72,314</u>
<b><u>HAYMARKET CENTER</u></b>				
Cluster: 1R&D				
Fed US HHS - National Institutes of Health (NIH)				
93.939 Haymarket Center CCH517030-03	<u>-</u>	<u>10,220</u>	<u>-</u>	<u>10,220</u>
<u>Pass-through entity</u>	<u>-</u>	<u>10,220</u>	<u>-</u>	<u>10,220</u>
<b><u>HEALTHCARE EDUCATIONAL ASSOCIATION</u></b>				
Cluster: 1R&D				
Fed US HHS - National Institutes of Health (NIH)				
93.279 Hlth Care Ed DA13065	<u>-</u>	<u>28,405</u>	<u>-</u>	<u>28,405</u>
<u>Pass-through entity</u>	<u>-</u>	<u>28,405</u>	<u>-</u>	<u>28,405</u>

STATE OF ILLINOIS  
UNIVERSITY OF ILLINOIS  
ATTACHMENT TO SCHEDULE OF EXPENDITURES OF FEDERAL AWARDS  
*Details for Pass-Through Federal Funding Received by University of Illinois*  
Year Ended June 30, 2004

Pass Through Entity Cluster Fed Agency <u>CFDA # and Title of Award</u>	<u>Urbana</u>	<u>Chicago</u>	<u>Springfield</u>	<u>All Campuses</u>
<b><u>HEARTLAND HEALTH OUTREACH INC</u></b>				
Cluster: 1R&D	\$		\$	
Fed US HHS - National Institutes of Health (NIH) 93.243 Chgo Hlth Outreach	\$ -	38,411	\$ -	38,411
<u>Pass-through entity</u>	-	38,411	-	38,411
<b><u>HEKTOEN INSTITUTE FOR MEDICAL RESEARCH</u></b>				
Cluster: 1R&D				
Fed US HHS - National Institutes of Health (NIH) 93.856 Hektoen Ai034993	-	125,255	-	125,255
93.856 Hektoen Inst AI34993	-	15,637	-	15,637
93.856 Hektoen Institute	-	3,621	-	3,621
<u>Pass-through entity</u>	-	144,513	-	144,513
<b><u>HENRY M JACKSON FDN FOR THE ADVANCEMENT OF</u></b>				
Cluster: 1R&D				
Fed US Department of Defense - Army 12.431 Army HJF 0000065009	136,592	-	-	136,592
<u>Pass-through entity</u>	136,592	-	-	136,592
<b><u>HIGH PERFORMANCE TECHNOLOGIES INC</u></b>				
Cluster: 1R&D				
Fed US Department of Defense - Army 12.431 Army HPTi PET 2004-404	22,377	-	-	22,377
12.431 Army HPTi-PET-2001-024	111,707	-	-	111,707
12.431 Army JJ 0494 Antic	2,658	-	-	2,658
<u>Pass-through entity</u>	136,742	-	-	136,742

**STATE OF ILLINOIS  
UNIVERSITY OF ILLINOIS  
ATTACHMENT TO SCHEDULE OF EXPENDITURES OF FEDERAL AWARDS  
Details for Pass-Through Federal Funding Received by University of Illinois  
Year Ended June 30, 2004**

<b>Pass Through Entity Cluster Fed Agency CFDA # and Title of Award</b>	<b><u>Urbana</u></b>	<b><u>Chicago</u></b>	<b><u>Springfield</u></b>	<b><u>All Campuses</u></b>
<b><u>HONEYWELL</u></b>				
Cluster: 1R&D		\$	\$	
Fed US Department of Defense - Air Force				
12.800 AF Honeywell B098390141	\$ 25,000	\$ -	-	25,000
	<u>25,000</u>	<u>-</u>	<u>-</u>	<u>25,000</u>
<u>Pass-through entity</u>				
<b><u>HOWARD UNIVERSITY</u></b>				
Cluster: 1R&D				
Fed US Department of Commerce				
11.000 COM HU 634554-172523	162,720	-	-	162,720
	<u>162,720</u>	<u>-</u>	<u>-</u>	<u>162,720</u>
<u>Pass-through entity</u>				
<b><u>IDAHO NATIONAL ENGR &amp; ENV LAB</u></b>				
Cluster: 1R&D				
Fed US Department of Energy (DOE)				
81.104 INEEL HYDROGEOLOGY	9,839	-	-	9,839
	<u>9,839</u>	<u>-</u>	<u>-</u>	<u>9,839</u>
<u>Pass-through entity</u>				
<b><u>IL BOARD OF HIGHER EDUCATION (IBHE)</u></b>				
Cluster: Other Programs				
Fed US Department of Education				
84.367 IBHE TEAMS PROJECT	37,453	-	-	37,453
84.367 IBHE TIMES Project	45,382	-	-	45,382
84.367 Ibhe; Develop Leadership	-	30,097	-	30,097
84.367 IBHE; UIC Initiative for Math & Sci	-	2,533	-	2,533
	<u>82,835</u>	<u>32,630</u>	<u>-</u>	<u>115,465</u>
<u>Pass-through entity</u>				

**STATE OF ILLINOIS  
UNIVERSITY OF ILLINOIS  
ATTACHMENT TO SCHEDULE OF EXPENDITURES OF FEDERAL AWARDS  
Details for Pass-Through Federal Funding Received by University of Illinois  
Year Ended June 30, 2004**

**Pass Through Entity  
Cluster**

<b>Fed Agency CFDA # and Title of Award</b>	<b><u>Urbana</u></b>	<b><u>Chicago</u></b>	<b><u>Springfield</u></b>	<b><u>All Campuses</u></b>
<b><u>IL CAMPUS COMPACT</u></b>				
Cluster: Other Programs				
Fed US Corporation for National & Community Service				
94.005 CNCS 00LHEIN015	\$ (30)	\$ -	\$ -	\$ (30)
94.005 ISU ICC #00LHEIN015	<u>-</u>	<u>-</u>	<u>(62)</u>	<u>(62)</u>
<u>Pass-through entity</u>	<u>(30)</u>	<u>-</u>	<u>(62)</u>	<u>(92)</u>
<b><u>IL COMMUNITY COLLEGE BOARD</u></b>				
Cluster: Other Programs				
Fed US Department of Education				
84.048 ICCB CTE04UoI BRAGG	<u>125,437</u>	<u>-</u>	<u>-</u>	<u>125,437</u>
<u>Pass-through entity</u>	<u>125,437</u>	<u>-</u>	<u>-</u>	<u>125,437</u>
<b><u>IL DEPARTMENT OF AG - BUREAU OF MARKETING &amp;</u></b>				
Cluster: 1R&D				
Fed US Ag - US Department of Agriculture				
10.156 IDOA 12-25-G-0278	<u>2,185</u>	<u>-</u>	<u>-</u>	<u>2,185</u>
<u>Pass-through entity</u>	<u>2,185</u>	<u>-</u>	<u>-</u>	<u>2,185</u>
<b><u>IL DEPARTMENT OF CHILDREN &amp; FAMILY SERVICES</u></b>				
Cluster: 1R&D				
Fed US HHS - Health & Human Services				
93.551 IDCFS 2610519023	-	47,917	-	47,917
93.551 Idcfs 2610519024	-	36,185	-	36,185
93.556 IDCFS 0855109024	52,623	-	-	52,623
93.556 IDCFS 0855109032	468	-	-	468
93.658 Idcfs 1719049014	-	29,518	-	29,518
93.674 IDCFS 2010919024	<u>416,835</u>	<u>5,255</u>	<u>-</u>	<u>422,090</u>
<u>Pass-through entity</u>	<u>469,926</u>	<u>118,875</u>	<u>-</u>	<u>588,801</u>

**STATE OF ILLINOIS  
UNIVERSITY OF ILLINOIS  
ATTACHMENT TO SCHEDULE OF EXPENDITURES OF FEDERAL AWARDS  
Details for Pass-Through Federal Funding Received by University of Illinois  
Year Ended June 30, 2004**

**Pass Through Entity  
Cluster**

<b>Fed Agency CFDA # and Title of Award</b>	<b><u>Urbana</u></b>	<b><u>Chicago</u></b>	<b><u>Springfield</u></b>	<b><u>All Campuses</u></b>
<b><u>IL DEPARTMENT OF COMMERCE &amp; ECONOMIC</u></b>				
Cluster: Other Programs				
Fed US Department of Energy (DOE)				
81.041 IDCCA 03-43101	\$ -	\$ 56,494	\$ -	\$ 56,494
81.041 Idceo 04-57301	-	39,074	-	39,074
81.117 IDCEO 04-57601	<u>3,300</u>	<u>-</u>	<u>-</u>	<u>3,300</u>
	<u>3,300</u>	<u>95,568</u>	<u>-</u>	<u>98,868</u>
	<u>Pass-through entity</u>			

**IL DEPARTMENT OF EMPLOYMENT SECURITY**

Cluster: Employment Services				
Fed US Department of Labor (DOL)				
17.207 IDES 043627	<u>-</u>	<u>19,433</u>	<u>-</u>	<u>19,433</u>
	<u>-</u>	<u>19,433</u>	<u>-</u>	<u>19,433</u>
	<u>Pass-through entity</u>			

**IL DEPARTMENT OF HUMAN SERVICES (IDHS)**

Cluster: 1R&D				
Fed US HHS - Health & Human Services				
93.647 IDHS 211X1ZZ2033	3,350	-	-	3,350
93.647 IDHS 21X1725300	123,171	-	-	123,171
Cluster: Child Care & Development				
Fed US HHS - Health & Human Services				
93.575 IDHS 21X3CCUI21	68,033	-	-	68,033
93.575 IDHS 21X4522CRR QUAL CTS	41,337	-	-	41,337
93.575 IDHS 21X4522CRR; (11)	669,563	-	-	669,563
93.596 IDHS 21X4522CRR; (12)	236,520	-	-	236,520
Cluster: Food Stamps				
Fed US Ag - US Department of Agriculture				
10.561 IDHS FNP FY03; (21X4522CRR)	1,034,944	-	-	1,034,944
10.561 IDHS FNP FY04 21X4522CRR	3,023,733	389,581	-	3,413,314
10.561 IDHS; (21X4522CRR)	-	580,630	-	580,630

**STATE OF ILLINOIS  
UNIVERSITY OF ILLINOIS  
ATTACHMENT TO SCHEDULE OF EXPENDITURES OF FEDERAL AWARDS  
Details for Pass-Through Federal Funding Received by University of Illinois  
Year Ended June 30, 2004**

<b>Pass Through Entity Cluster Fed Agency CFDA # and Title of Award</b>	<b><u>Urbana</u></b>	<b><u>Chicago</u></b>	<b><u>Springfield</u></b>	<b><u>All Campuses</u></b>
<b><u>IL DEPARTMENT OF HUMAN SERVICES (IDHS)</u></b> (CONTINUED)				
Cluster: Other Programs				
Fed US Ag - US Department of Agriculture 10.557 IDHS; WC Admin; 11G4874000	\$ -	\$ 88,500	\$ -	88,500
Fed US Corporation for National & Community Service 94.006 Idhs 411G4831153	-	150,401	-	150,401
Fed US Department of Education 84.126 Idhs 40c3001747	-	48,346	-	48,346
84.126 Idhs 40c4001747 (4)	-	48,348	-	48,348
Fed US Department of Justice (DOJ) 16.540 IDHS 411G4517782 JJSI (11G4517000)	239,121	-	-	239,121
Fed US HHS - Health & Human Services 93.110 Idhs 11G4518000 (ID 6)	-	81,780	-	81,780
93.217 Idhs 11G4518000 (ID 7; 14)	-	112,600	-	112,600
93.558 IDHS 411A4081861 TEEN REACH EVALUAT	285,000	-	-	285,000
93.558 IDHS; MCH Block; 11G4570000 (9)	-	73,500	-	73,500
93.667 Idhs 11G4518000 (ID 14)	-	59,100	-	59,100
93.959 Idhs 40c4001747 (18)	-	433,891	-	433,891
93.959 IDHS 411A4081564 SAEV (11A4081000)	806,395	-	-	806,395
93.959 IDHS 411G4517560 STW (11G4517000)	61,033	-	-	61,033
93.959 Idhs 411G4518560 (11G4518000)	-	65,400	-	65,400
93.988 Idhs 11G4518000 (ID 19)	-	45,799	-	45,799
93.994 Idhs 11G4518000 (ID 20)	-	163,600	-	163,600
93.994 Idhs 311G3788000	-	1,901,790	-	1,901,790
93.994 Idhs 411G4788000	-	5,651,294	-	5,651,294
93.994 IDHS; MCH Block; 11G4570000 (20)	-	39,207	-	39,207
<u>Pass-through entity</u>	<u>6,592,200</u>	<u>9,933,767</u>	<u>-</u>	<u>16,525,967</u>

**IL DEPARTMENT OF NATURAL RESOURCES (IDNR)**

Cluster: 1R&D				
Fed US Ag - Forest Service (FS) 10.664 IDNR FFY02 FHM	64,074	-	-	64,074
Fed US Ag - US Department of Agriculture 10.069 IDNR ORC G2003133	59,406	-	-	59,406
Fed US Department of Interior 15.250 IDNR MM SRA 96-179	26,533	-	-	26,533
Fed US Environmental Protection Agency (EPA) 66.461 IDNR R894EPA14	48,484	-	-	48,484

STATE OF ILLINOIS  
UNIVERSITY OF ILLINOIS  
ATTACHMENT TO SCHEDULE OF EXPENDITURES OF FEDERAL AWARDS  
*Details for Pass-Through Federal Funding Received by University of Illinois*  
Year Ended June 30, 2004

Pass Through Entity  
Cluster

Fed Agency <u>CFDA # and Title of Award</u>	<u>Urbana</u>	<u>Chicago</u>	<u>Springfield</u>	<u>All Campuses</u>
<b>IL DEPARTMENT OF NATURAL RESOURCES (IDNR) (CONTINUED)</b>				
Cluster: Fish and Wildlife				
Fed US Department of Interior - Fish & Wildlife				
15.605 IDNR FWS F 123 R 11	\$ 26,318	\$ -	\$ -	\$ 26,318
15.605 IDNR FWS F-052 R-18	72,017	-	-	72,017
15.605 IDNR FWS F-052-R-19	33,366	-	-	33,366
15.605 IDNR FWS F069 R17	309,202	-	-	309,202
15.605 IDNR FWS F-069-R-18	117,288	-	-	117,288
15.605 IDNR FWS F101 R15	44,181	-	-	44,181
15.605 IDNR FWS F-101-R-16	22,578	-	-	22,578
15.605 IDNR FWS F-123 R-10	135,113	-	-	135,113
15.605 IDNR FWS F128 R08	106,784	-	-	106,784
15.605 IDNR FWS F128 R09	65,918	-	-	65,918
15.605 IDNR FWS F135 R06	221,643	-	-	221,643
15.605 IDNR FWS F136 R06	73,714	-	-	73,714
15.605 IDNR FWS F-138 R-07	64,324	-	-	64,324
15.605 IDNR FWS F-138-R-06	7,011	-	-	7,011
15.605 IDNR FWS F150 R02	9,660	-	-	9,660
15.605 IDNR FWS F-150-R-01	1,695	-	-	1,695
15.605 IDNR FWS F151 R02	39,402	-	-	39,402
15.605 IDNR FWS W-0879 ANTIC	8	-	-	8
15.611 IDNR FWS T-02-P-001	96,301	-	-	96,301
15.611 IDNR FWS W043 R51	90,450	-	-	90,450
15.611 IDNR FWS W-043-R-50	46	-	-	46
15.611 IDNR FWS W112 R13	171,636	-	-	171,636
15.611 IDNR FWS W-112-R-12	2,243	-	-	2,243
15.611 IDNR FWS W136 R04	101,129	-	-	101,129
15.611 IDNR FWS W144 R02	435	-	-	435
15.611 IDNR FWS W144 R03	116,639	-	-	116,639
15.611 IDNR FWS W145 R02	79,711	-	-	79,711
Cluster: Other Programs				
Fed US Ag - Forest Service (FS)				
10.664 IDNR R905300001	32,366	-	-	32,366
10.664 IDNR R9053000FD	5,003	-	-	5,003
Fed US Ag - US Department of Agriculture				
10.069 IDNR R89445501	67,671	-	-	67,671
Fed US Department of Interior - Fish & Wildlife				
15.608 IDNR R894000001	116,870	-	-	116,870
15.634 IDNR T-03-P-001	315,848	-	-	315,848
<u>Pass-through entity</u>	<u>2,745,067</u>	<u>-</u>	<u>-</u>	<u>2,745,067</u>



STATE OF ILLINOIS  
UNIVERSITY OF ILLINOIS  
ATTACHMENT TO SCHEDULE OF EXPENDITURES OF FEDERAL AWARDS  
*Details for Pass-Through Federal Funding Received by University of Illinois*  
Year Ended June 30, 2004

Pass Through Entity Cluster	Fed Agency CFDA # and Title of Award	<u>Urbana</u>	<u>Chicago</u>	<u>Springfield</u>	<u>All Campuses</u>
<b><u>IL DEPARTMENT OF PUBLIC HEALTH (IDPH)</u></b>					
Cluster:	1R&D				
Fed	US Department of Housing & Urban Development (HUD)				
	14.900 Idph 05300672	\$ -	\$ 31,565	\$ -	\$ 31,565
	14.900 IDPH 05380567	14,469	-	-	14,469
Fed	US HHS - Health & Human Services				
	93.103 IDPH 45280179	5,604	-	-	5,604
	93.136 IDPH 43800002	-	-	8,537	8,537
	93.241 Idph 32580349	-	10,463	-	10,463
	93.282 IDPH (35100809)	-	26,078	-	26,078
	93.283 Idph 43200009	-	2,996	-	2,996
	93.283 Idph 43280115	-	35,846	-	35,846
	93.283 Idph 46100004	-	65,644	-	65,644
	93.940 IDPH (35780453)	-	11,180	-	11,180
	93.940 Idph 25780471	-	9,000	-	9,000
	93.940 Idph 45780436	-	5,590	-	5,590
Cluster:	Other Programs				
Fed	US HHS - Health & Human Services				
	93.161 IDPH Contractual Services	625	-	-	625
	93.197 IDPH 43700003	-	-	16,937	16,937
	93.197 IDPH 43700004	-	-	4,190	4,190
	93.197 IDPH 43700024	-	-	12,680	12,680
	93.241 IDPH 42580095	28,466	-	-	28,466
	93.268 IDPH 42400016	-	-	6,875	6,875
	93.268 IDPH 42400018	-	-	1,125	1,125
	93.283 Idph (47081002)	-	68,221	-	68,221
	93.283 Idph (47081005)	-	18,699	-	18,699
	93.283 Idph 23280309	-	56,800	-	56,800
	93.283 IDPH 23400028	-	3,478	-	3,478
	93.283 IDPH 35300623	57,253	-	-	57,253
	93.283 IDPH 41500022	-	-	7,121	7,121
	93.283 IDPH 42400016	-	-	112	112
	93.283 IDPH 42400018	-	-	3,298	3,298
	93.283 IDPH 42400034	-	-	7,598	7,598
	93.283 IDPH 43280027	3,750	-	-	3,750
	93.283 Idph 43280132	-	679	-	679
	93.283 IDPH 43287009	9,865	-	-	9,865
	93.283 Idph 43400001	-	54,021	-	54,021

STATE OF ILLINOIS  
UNIVERSITY OF ILLINOIS  
ATTACHMENT TO SCHEDULE OF EXPENDITURES OF FEDERAL AWARDS  
*Details for Pass-Through Federal Funding Received by University of Illinois*  
Year Ended June 30, 2004

Pass Through Entity Cluster	Fed Agency CFDA # and Title of Award	<u>Urbana</u>	<u>Chicago</u>	<u>Springfield</u>	<u>All Campuses</u>
<b><u>IL DEPARTMENT OF PUBLIC HEALTH (IDPH)</u></b> (CONTINUED)					
Cluster:	Other Programs (Continued)				
Fed	US HHS - Health & Human Services (Continued)				
	93.283 IDPH 45100420	\$ 4,500	\$ -	\$ -	\$ 4,500
	93.283 IDPH 45300402	9,000	-	-	9,000
	93.283 IDPH 46100009	-	-	16,565	16,565
	93.283 IDPH 46100010	-	-	7,313	7,313
	93.283 IDPH 46100011	-	-	13,603	13,603
	93.283 IDPH 46100019	-	-	8,025	8,025
	93.283 Idph 47281225	-	88,050	-	88,050
	93.283 IDPH Bioterrorism Preparedness	158	-	-	158
	93.283 IDPH Commodities	2,964	-	-	2,964
	93.283 IDPH Contractual Services	225	-	-	225
	93.283 IDPH Grants for Public Health Prog	-	-	1,802	1,802
	93.913 IDPH Exp of Primary Health Care	1,500	-	-	1,500
	93.917 IDPH Ryan White Aids Resource Act	-	700	-	700
	93.919 IDPH; CDC WISEWOMAN 36100023	-	-	3,783	3,783
	93.940 Idph 35780644	-	20,885	-	20,885
	93.944 IDPH 45700386	-	29,578	-	29,578
	93.944 IDPH 45700471	-	23,051	-	23,051
	93.944 IDPH 45700472	-	-	14,380	14,380
	93.945 IDPH 42400017	-	-	138	138
	93.945 IDPH 42400018	-	-	138	138
	93.945 IDPH 42400019	-	-	138	138
	93.945 IDPH Grants for Public Health Prog	100	-	-	100
	93.991 IDPH 42400016	-	-	6,875	6,875
	93.991 IDPH 42400017	-	-	14,242	14,242
	93.991 IDPH 42400018	-	-	9,818	9,818
	93.991 IDPH 42400019	-	-	14,242	14,242
	93.991 IDPH 43800002	-	-	8,400	8,400
	93.994 IDPH Child Health Population Based	307	-	-	307
	<u>Pass-through entity</u>	<u>138,786</u>	<u>562,524</u>	<u>187,935</u>	<u>889,245</u>

**STATE OF ILLINOIS  
UNIVERSITY OF ILLINOIS  
ATTACHMENT TO SCHEDULE OF EXPENDITURES OF FEDERAL AWARDS  
Details for Pass-Through Federal Funding Received by University of Illinois  
Year Ended June 30, 2004**

<b>Pass Through Entity Cluster Fed Agency CFDA # and Title of Award</b>	<b><u>Urbana</u></b>	<b><u>Chicago</u></b>	<b><u>Springfield</u></b>	<b><u>All Campuses</u></b>
<b><u>IL DEPARTMENT OF TRANSPORTATION (IDOT)</u></b>				
Cluster: 1R&D				
Fed US DOT - Department of Transportation				
20.505 IDOT ITS B970036	\$ 4,060	\$ -	\$ -	\$ 4,060
Cluster: Highway Planning and Construction Cluster				
Fed US DOT - Department of Transportation				
20.205 IDOT 03T0097	(152,000)	-	-	(152,000)
20.205 IDOT 04-DOH-01; 04T0103	104,056	-	-	104,056
20.205 IDOT ADDSAR-PART II; 03T0243	74,000	-	-	74,000
20.205 IDOT AE96019 STEARN	(2,000)	-	-	(2,000)
20.205 IDOT DOT01-OP-05-IGA; HPR66-001-02	-	49,170	-	49,170
20.205 Idot HPR 25 001 04	-	41,983	-	41,983
20.205 Idot Hpr-66-001-03; 673HOV	-	64,529	-	64,529
20.205 IDOT JN004002; 04T0256	70,057	-	-	70,057
20.205 IDOT Marseton 2 Mercer Co; AL04275	84,890	-	-	84,890
20.205 IDOT OOT0327	-	-	(3,798)	(3,798)
20.205 IDOT UI9COOP4	534,000	-	-	534,000
20.205 IDOT: BICYCLE TRAIL	-	-	23,637	23,637
20.205 Idot; 04T0020	-	634,024	-	634,024
20.205 IDOT; H9385 - Metropolitan Trans	-	400,000	-	400,000
Cluster: Highway Safety				
Fed US DOT - Department of Transportation				
20.600 IDOT 0P3-1051-015	-	51,273	-	51,273
20.600 IDOT Evaluator OP4-0084-073	-	-	36,673	36,673
20.600 IDOT; Evluatr CP3-5480-071	-	-	12,270	12,270
20.601 IDOT Court AL4-0084-019	-	-	319,322	319,322
20.601 IDOT; Court AL3-5480-070	-	-	142,739	142,739
	<u>717,063</u>	<u>1,240,979</u>	<u>530,843</u>	<u>2,488,885</u>
<b><u>Pass-through entity</u></b>				
<b><u>IL DEPARTMENT ON AGING</u></b>				
Cluster: 1R&D				
Fed US HHS - Health & Human Services				
93.052 IDA CSP031223	-	27,534	-	27,534
93.052 Il Dept Of Aging Csp041223	-	24,870	-	24,870
	<u>-</u>	<u>52,404</u>	<u>-</u>	<u>52,404</u>
<b><u>Pass-through entity</u></b>				

**STATE OF ILLINOIS  
UNIVERSITY OF ILLINOIS  
ATTACHMENT TO SCHEDULE OF EXPENDITURES OF FEDERAL AWARDS  
Details for Pass-Through Federal Funding Received by University of Illinois  
Year Ended June 30, 2004**

<b>Pass Through Entity Cluster Fed Agency CFDA # and Title of Award</b>	<b><u>Urbana</u></b>	<b><u>Chicago</u></b>	<b><u>Springfield</u></b>	<b><u>All Campuses</u></b>
<b><u>IL EMERGENCY MANAGEMENT AGENCY (IEMA)</u></b>				
Cluster: Other Programs				
Fed US Department of Homeland Security				
97.005 IEMA HMLND SECTY	\$ 1,344,486	\$ -	\$ -	\$ 1,344,486
97.005 IEMA IFSI Homeland Sec	225,289	-	-	225,289
Fed US Department of Justice (DOJ)				
16.007 IEMA RICP DOJ	36,459	-	-	36,459
Fed US Environmental Protection Agency (EPA)				
66.032 Iema 1289	-	66,171	-	66,171
Fed US Federal Emergency Management Agency (FEMA)				
20.703 IEMA IFSI 2004 HMEP	140,261	-	-	140,261
83.552 IEMA RICP FEMA	<u>95,551</u>	<u>-</u>	<u>-</u>	<u>95,551</u>
<b><u>Pass-through entity</u></b>	<u>1,842,046</u>	<u>66,171</u>	<u>-</u>	<u>1,908,217</u>
<b><u>IL HEALTH EDUCATION CONSORTIUM (IHEC)</u></b>				
Cluster: 1R&D				
Fed US HHS - Centers for Disease Control and Prevention (CDC)				
93.233 IHEC	-	1,473	-	1,473
Cluster: Other Programs				
Fed US HHS - Centers for Disease Control and Prevention (CDC)				
93.197 Ihec	-	40,314	-	40,314
Fed US HHS - Health & Human Services				
93.107 Ihec U77Hp03050	-	47,468	-	47,468
Fed US HHS - National Institutes of Health (NIH)				
93.105 IHEC D56MP01009-01-0	<u>-</u>	<u>28,063</u>	<u>-</u>	<u>28,063</u>
<b><u>Pass-through entity</u></b>	<u>-</u>	<u>117,318</u>	<u>-</u>	<u>117,318</u>
<b><u>IL HUMANITIES COUNCIL</u></b>				
Cluster: Other Programs				
Fed US National Endowment for the Arts (NEA)				
45.129 IHC Grant 2719	10,097	-	-	10,097
Fed US National Endowment for the Humanities (NEH)				
45.129 Ihc 3069	<u>-</u>	<u>3,000</u>	<u>-</u>	<u>3,000</u>
<b><u>Pass-through entity</u></b>	<u>10,097</u>	<u>3,000</u>	<u>-</u>	<u>13,097</u>

STATE OF ILLINOIS  
UNIVERSITY OF ILLINOIS  
ATTACHMENT TO SCHEDULE OF EXPENDITURES OF FEDERAL AWARDS  
*Details for Pass-Through Federal Funding Received by University of Illinois*  
Year Ended June 30, 2004

Pass Through Entity Cluster Fed Agency <u>CFDA # and Title of Award</u>	<u>Urbana</u>	<u>Chicago</u>	<u>Springfield</u>	<u>All Campuses</u>
<b><u>IL NETWORK OF CHILD CARE RESOURCE &amp; REFERRAL AGCY</u></b>				
Cluster: Child Care & Development				
Fed US HHS - Health & Human Services				
93.575 IDHS INCCRRA PRO DEV 04	\$ 175	\$ -	\$ -	\$ 175
93.596 IDHS INCCRRA QLTY CT	<u>6</u>	<u>-</u>	<u>-</u>	<u>6</u>
<u>Pass-through entity</u>	<u>181</u>	<u>-</u>	<u>-</u>	<u>181</u>
<b><u>IL STATE BOARD OF EDUCATION (ISBE)</u></b>				
Cluster: Child Nutrition				
Fed US Ag - US Department of Agriculture				
10.556 ISBE; Rev 4H Camp Oper	4,116	-	-	4,116
10.559 ISBE 09-010-5450-51	-	24,805	-	24,805
Cluster: Other Programs				
Fed US Ag - US Department of Agriculture				
10.558 ISBE; CAS Childrens Ctr	-	48,085	-	48,085
10.560 ISBE NSLP CERT #181	-	-	41,642	41,642
Fed US Department of Education				
84.186 ISBE 04-4400 TLE IV	737	-	-	737
84.215 ISBE 000MY03427	166,954	-	-	166,954
84.298 ISBE 04-4100 TLE V	1,354	-	-	1,354
84.298 ISBE EIL WEBSITE	112,731	-	-	112,731
84.338 ISBE MY02372	93,124	-	-	93,124
84.357 ISBE MY04431	341,375	-	-	341,375
84.367 ISBE 03-4935-00	201,366	-	-	201,366
Cluster: Special Education (IDEA)				
Fed US Department of Education				
84.173 ISBE EIL WEBSITE	<u>101,995</u>	<u>-</u>	<u>-</u>	<u>101,995</u>
<u>Pass-through entity</u>	<u>1,023,752</u>	<u>72,890</u>	<u>41,642</u>	<u>1,138,284</u>

**STATE OF ILLINOIS  
UNIVERSITY OF ILLINOIS  
ATTACHMENT TO SCHEDULE OF EXPENDITURES OF FEDERAL AWARDS  
Details for Pass-Through Federal Funding Received by University of Illinois  
Year Ended June 30, 2004**

<b>Pass Through Entity Cluster Fed Agency CFDA # and Title of Award</b>	<b><u>Urbana</u></b>	<b><u>Chicago</u></b>	<b><u>Springfield</u></b>	<b><u>All Campuses</u></b>
<b><u>IL STATE LIBRARY</u></b>				
Cluster: 1R&D				
Fed US Institute of Museum & Library Services (IMLS)				
45.310 ISL 0101202264	\$ 118,178	\$ -	\$ -	\$ 118,178
45.310 ISL E&A 04-3000 101203866	122,435	-	-	122,435
45.310 ISL J-0286 ANTIC	22,060	-	-	22,060
45.310 ISL LSTA 04-0506	44,639	-	-	44,639
45.310 ISL LSTA 04-0806	83,756	-	-	83,756
Cluster: Other Programs				
Fed US Institute of Museum & Library Services (IMLS)				
45.310 ISL; NFAH ISL LSTA 04-3023	-	-	5,500	5,500
45.310 ISL; NFAH SPLMI 04	-	-	65,697	65,697
	<u>391,068</u>	<u>-</u>	<u>71,197</u>	<u>462,265</u>
<u>Pass-through entity</u>				
<b><u>IL STATE POLICE</u></b>				
Cluster: Other Programs				
Fed US Department of Justice (DOJ)				
16.004 ISP Meth Ovrtrm '03	-	-	17,995	17,995
	<u>-</u>	<u>-</u>	<u>17,995</u>	<u>17,995</u>
<u>Pass-through entity</u>				
<b><u>ILLINOIS INSTITUTE OF TECHNOLOGY</u></b>				
Cluster: 1R&D				
Fed US HHS - Health & Human Services				
93.837 IL Institute of Tech	-	1,200	-	1,200
Fed US HHS - National Institutes of Health (NIH)				
93.821 PHS SUB IIT SA259-0503	34,954	-	-	34,954
Fed US National Science Foundation (NSF)				
47.049 SBC IIT SA233-1001	9,074	-	-	9,074
	<u>44,028</u>	<u>1,200</u>	<u>-</u>	<u>45,228</u>
<u>Pass-through entity</u>				

STATE OF ILLINOIS  
UNIVERSITY OF ILLINOIS  
ATTACHMENT TO SCHEDULE OF EXPENDITURES OF FEDERAL AWARDS  
*Details for Pass-Through Federal Funding Received by University of Illinois*  
Year Ended June 30, 2004

Pass Through Entity Cluster Fed Agency <u>CFDA # and Title of Award</u>	<u>Urbana</u>	<u>Chicago</u>	<u>Springfield</u>	<u>All Campuses</u>
<b><u>ILLINOIS SPECIALTY GROWERS ASSOCIATION</u></b>				
Cluster: Other Programs		\$	\$	
Fed US Ag - US Department of Agriculture				
10.000 AG ISGA 04	\$ 4,805	\$ -	-	4,805
<u>Pass-through entity</u>	<u>4,805</u>	<u>-</u>	<u>-</u>	<u>4,805</u>
<b><u>ILLINOIS STATE MUSEUM SOCIETY</u></b>				
Cluster: 1R&D				
Fed US Department of Defense - Army				
12.431 ARMY ISMS 1398	1,468	-	-	1,468
Fed US Department of Defense - Army CERL				
12.100 DACA42-00-D-0009-ISMS	16,027	-	-	16,027
Cluster: Other Programs				
Fed US Department of Defense - Army				
12.100 DACW25-98-D-0017-18	3,770	-	-	3,770
<u>Pass-through entity</u>	<u>21,265</u>	<u>-</u>	<u>-</u>	<u>21,265</u>
<b><u>ILLINOIS STATE UNIVERSITY</u></b>				
Cluster: Other Programs				
Fed US Department of Education				
84.336 ISU 1155001530009522	458,018	-	-	458,018
<u>Pass-through entity</u>	<u>458,018</u>	<u>-</u>	<u>-</u>	<u>458,018</u>
<b><u>INDIAN TOWNSHIP TRIBAL GOVERNMENT</u></b>				
Cluster: 1R&D				
Fed US Environmental Protection Agency (EPA)				
66.000 EPA 2003-NTN1-46	5,707	-	-	5,707
<u>Pass-through entity</u>	<u>5,707</u>	<u>-</u>	<u>-</u>	<u>5,707</u>

STATE OF ILLINOIS  
UNIVERSITY OF ILLINOIS  
ATTACHMENT TO SCHEDULE OF EXPENDITURES OF FEDERAL AWARDS  
*Details for Pass-Through Federal Funding Received by University of Illinois*  
Year Ended June 30, 2004

Pass Through Entity Cluster Fed Agency <u>CFDA # and Title of Award</u>	<u>Urbana</u>	<u>Chicago</u>	<u>Springfield</u>	<u>All Campuses</u>
<b><u>INDIANA ARMY AMMUNITION PLANT (INAAP) REUSE</u></b>				
Cluster: 1R&D		\$	\$	
Fed US Department of Defense - Army				
12.100 ARMY INAAP 02	\$ 16,439	\$ -	-	16,439
<u>Pass-through entity</u>	<u>16,439</u>	<u>-</u>	<u>-</u>	<u>16,439</u>
<b><u>INDIANA STATE DEPARTMENT OF HEALTH</u></b>				
Cluster: Other Programs				
Fed US HHS - Centers for Disease Control and Prevention (CDC)				
93.283 Isdh ccu517024-03-5	-	32,946	-	32,946
<u>Pass-through entity</u>	<u>-</u>	<u>32,946</u>	<u>-</u>	<u>32,946</u>
<b><u>INDIANA UNIVERSITY</u></b>				
Cluster: 1R&D				
Fed US National Science Foundation (NSF)				
47.000 SBC ANTC-IND UNIV	3,057	-	-	3,057
47.049 SBC Ind Univ 0242300	24,456	-	-	24,456
47.074 SBC IND 10409-0232 NSF	14,936	-	-	14,936
<u>Pass-through entity</u>	<u>42,449</u>	<u>-</u>	<u>-</u>	<u>42,449</u>
<b><u>INDUSTRIAL MEASUREMENT SYSTEMS</u></b>				
Cluster: 1R&D				
Fed US Department of Defense - Army				
12.431 ARMY IMS	25	-	-	25
<u>Pass-through entity</u>	<u>25</u>	<u>-</u>	<u>-</u>	<u>25</u>



**STATE OF ILLINOIS  
UNIVERSITY OF ILLINOIS  
ATTACHMENT TO SCHEDULE OF EXPENDITURES OF FEDERAL AWARDS  
Details for Pass-Through Federal Funding Received by University of Illinois  
Year Ended June 30, 2004**

<b>Pass Through Entity Cluster Fed Agency CFDA # and Title of Award</b>	<b><u>Urbana</u></b>	<b><u>Chicago</u></b>	<b><u>Springfield</u></b>	<b><u>All Campuses</u></b>
<b><u>INFOASSURE INC</u></b>				
Cluster: 1R&D		\$	\$	
Fed US Department of Defense - Navy 12.300 Navy InfoAssure Inc 04-114	\$ 20,268	\$ -	-	20,268
<u>Pass-through entity</u>	<u>20,268</u>	<u>-</u>	<u>-</u>	<u>20,268</u>
<b><u>INFORMATION MANUFACTURING CORPORATION</u></b>				
Cluster: 1R&D				
Fed US Department of Commerce NOAA 11.000 COM IMC-NOAA-02-005	96,152	-	-	96,152
<u>Pass-through entity</u>	<u>96,152</u>	<u>-</u>	<u>-</u>	<u>96,152</u>
<b><u>INFRATECH INC</u></b>				
Cluster: 1R&D				
Fed US National Science Foundation (NSF) 47.041 Infratech Inc	-	57,071	-	57,071
<u>Pass-through entity</u>	<u>-</u>	<u>57,071</u>	<u>-</u>	<u>57,071</u>
<b><u>INI POWER SYSTEMS INC</u></b>				
Cluster: 1R&D				
Fed US Department of Defense - Army 12.431 Army INI Power 04-118	60,003	-	-	60,003
<u>Pass-through entity</u>	<u>60,003</u>	<u>-</u>	<u>-</u>	<u>60,003</u>
<b><u>INNOVATIVE TECHNICAL SOLUTIONS INC</u></b>				
Cluster: 1R&D				
Fed US Department of Interior 15.000 Int NovaSol 656456 15.000 INT NovaSol KF3373	50,000 100,000	- -	- -	50,000 100,000
<u>Pass-through entity</u>	<u>150,000</u>	<u>-</u>	<u>-</u>	<u>150,000</u>

STATE OF ILLINOIS  
UNIVERSITY OF ILLINOIS  
ATTACHMENT TO SCHEDULE OF EXPENDITURES OF FEDERAL AWARDS  
*Details for Pass-Through Federal Funding Received by University of Illinois*  
Year Ended June 30, 2004

Pass Through Entity Cluster Fed Agency <u>CFDA # and Title of Award</u>	<u>Urbana</u>	<u>Chicago</u>	<u>Springfield</u>	<u>All Campuses</u>
<b><u>INSTITUTE FOR COMMUNITY RESEARCH</u></b>				
Cluster: 1R&D	\$		\$	
Fed US HHS - National Institutes of Health (NIH) 93.866 Inst For Comm Rsch Xmx04	\$ -	112,063	\$ -	112,063
<u>Pass-through entity</u>	-	112,063	-	112,063
<b><u>INTERSCIENCE RESEARCH INC</u></b>				
Cluster: 1R&D				
Fed US HHS - National Cancer Institute 93.395 PHS SUB IRI SBIR	66,137	-	-	66,137
<u>Pass-through entity</u>	66,137	-	-	66,137
<b><u>IONATRON, INC.</u></b>				
Cluster: 1R&D				
Fed US Department of Defense - Air Force 12.800 AF JGE 0403 Antic	56,010	-	-	56,010
<u>Pass-through entity</u>	56,010	-	-	56,010
<b><u>IOWA DEPT OF NATURAL RESOURCES</u></b>				
Cluster: Other Programs				
Fed US Department of Energy (DOE) 81.117 Iowa Dept Of Natural Resources	-	6,959	-	6,959
<u>Pass-through entity</u>	-	6,959	-	6,959

STATE OF ILLINOIS  
UNIVERSITY OF ILLINOIS  
ATTACHMENT TO SCHEDULE OF EXPENDITURES OF FEDERAL AWARDS  
*Details for Pass-Through Federal Funding Received by University of Illinois*  
Year Ended June 30, 2004

Pass Through Entity  
Cluster

Fed Agency CFDA # and Title of Award	<u>Urbana</u>	<u>Chicago</u>	<u>Springfield</u>	<u>All Campuses</u>
<b><u>IOWA STATE UNIVERSITY</u></b>				
Cluster: 1R&D				
Fed US Ag - US Department of Agriculture				
10.000 AG ISU 400-45-82	\$ 12,799	\$ -	\$ -	\$ 12,799
10.000 AG ISU 416-43-47	10,765	-	-	10,765
10.200 AG ISU I4 21241 23	5,404	-	-	5,404
10.302 AG ISU 416-45-30	74,679	-	-	74,679
Fed US Department of Energy (DOE)				
81.000 Ames Labs by ISU A4-0659	-	2,331	-	2,331
81.000 DOE ISU 401-25-03	6,958	-	-	6,958
81.000 DOE LR 1311 ANTIC	(5,500)	-	-	(5,500)
81.049 DOE ISU 401-21-04	10,231	-	-	10,231
Fed US National Science Foundation (NSF)				
47.070 IA STATE U TR0209078	-	49,096	-	49,096
47.070 SBC IOWA-420-20-50	78,661	-	-	78,661
	<u>193,997</u>	<u>51,427</u>	<u>-</u>	<u>245,424</u>
<u>Pass-through entity</u>				
<b><u>IQ SOLUTIONS INC</u></b>				
Cluster: 1R&D				
Fed US HHS - National Institute on Drug Abuse				
93.000 Iq Solutions	-	25,258	-	25,258
	<u>-</u>	<u>25,258</u>	<u>-</u>	<u>25,258</u>
<u>Pass-through entity</u>				
<b><u>ISS INC</u></b>				
Cluster: 1R&D				
Fed US HHS - National Institute of Neurological Disorders & Stroke				
93.853 PHS SUB ISS Gratton	33,470	-	-	33,470
Fed US HHS - National Institutes of Health (NIH)				
93.853 PHS SUB ISS GRATTON	(253)	-	-	(253)
93.853 PHS SUB ISS WEBB	8,063	-	-	8,063
	<u>41,280</u>	<u>-</u>	<u>-</u>	<u>41,280</u>
<u>Pass-through entity</u>				

**STATE OF ILLINOIS  
UNIVERSITY OF ILLINOIS  
ATTACHMENT TO SCHEDULE OF EXPENDITURES OF FEDERAL AWARDS  
Details for Pass-Through Federal Funding Received by University of Illinois  
Year Ended June 30, 2004**

<b>Pass Through Entity Cluster Fed Agency CFDA # and Title of Award</b>	<b><u>Urbana</u></b>	<b><u>Chicago</u></b>	<b><u>Springfield</u></b>	<b><u>All Campuses</u></b>
<b><u>J STERLING MORTON HIGH SCHOOL</u></b>				
Cluster: 1R&D	\$		\$	
Fed US Department of Education 84.184 J. Sterling Morton H	\$ -	10,494	\$ -	10,494
	<u>-</u>	<u>10,494</u>	<u>-</u>	<u>10,494</u>
	<u>Pass-through entity</u>			
<b><u>JAEB CENTER FOR HEALTH RESEARCH</u></b>				
Cluster: 1R&D				
Fed US HHS - National Institutes of Health (NIH) 93.867 Jaeb Ctr For Hlth	-	388	-	388
	<u>-</u>	<u>388</u>	<u>-</u>	<u>388</u>
	<u>Pass-through entity</u>			
<b><u>JET PROPULSION LABORATORY</u></b>				
Cluster: 1R&D				
Fed US NASA				
43.000 NASA JPL 1221756	97,770	-	-	97,770
43.000 NASA JPL 1236748	2,532	-	-	2,532
43.000 NASA JPL 1257231	18,499	-	-	18,499
43.000 NASA JPL 1259568	3,765	-	-	3,765
43.000 NASA LD 0397 ANTIC	115,013	-	-	115,013
	<u>115,013</u>	<u>-</u>	<u>-</u>	<u>115,013</u>
	<u>Pass-through entity</u>			
	<u>237,579</u>	<u>-</u>	<u>-</u>	<u>237,579</u>
<b><u>JOHN WAYNE CANCER INSTITUTE</u></b>				
Cluster: 1R&D				
Fed US HHS - National Institutes of Health (NIH) 93.395 CancerVax	-	6,051	-	6,051
	<u>-</u>	<u>6,051</u>	<u>-</u>	<u>6,051</u>
	<u>Pass-through entity</u>			
	<u>-</u>	<u>6,051</u>	<u>-</u>	<u>6,051</u>

STATE OF ILLINOIS  
UNIVERSITY OF ILLINOIS  
ATTACHMENT TO SCHEDULE OF EXPENDITURES OF FEDERAL AWARDS  
*Details for Pass-Through Federal Funding Received by University of Illinois*  
Year Ended June 30, 2004

Pass Through Entity Cluster Fed Agency <u>CFDA # and Title of Award</u>	<u>Urbana</u>	<u>Chicago</u>	<u>Springfield</u>	<u>All Campuses</u>
<b><u>JOHNS HOPKINS UNIVERSITY</u></b>				
Cluster: 1R&D				
Fed US HHS - National Institutes of Health (NIH) 93.867 Jhu P.O.8310-94473-X	\$ -	\$ 2,389	\$ -	\$ 2,389
Fed US National Science Foundation (NSF) 47.049 SBC JHU #8203-53655	<u>42,869</u>	<u>-</u>	<u>-</u>	<u>42,869</u>
<u>Pass-through entity</u>	<u>42,869</u>	<u>2,389</u>	<u>-</u>	<u>45,258</u>
<b><u>JOINT COMMISSION ON ACCREDITATION OF HEALTHCARE</u></b>				
Cluster: 1R&D				
Fed US HHS - Health Resources and Services Administration (HRSA) 93.000 Joint Com Accred Hlthcare Org	<u>-</u>	<u>5,910</u>	<u>-</u>	<u>5,910</u>
<u>Pass-through entity</u>	<u>-</u>	<u>5,910</u>	<u>-</u>	<u>5,910</u>
<b><u>JUNETEENTH PRODUCTIONS</u></b>				
Cluster: 1R&D				
Fed US HHS - National Institute of Mental Health 93.242 Juneteenth Production	<u>-</u>	<u>4,258</u>	<u>-</u>	<u>4,258</u>
<u>Pass-through entity</u>	<u>-</u>	<u>4,258</u>	<u>-</u>	<u>4,258</u>
<b><u>KANSAS STATE UNIV</u></b>				
Cluster: 1R&D				
Fed US National Science Foundation (NSF) 47.070 SBC KS#S01030	28,518	-	-	28,518
Cluster: Other Programs				
Fed US Ag - Coop State Rsrch Educ & Ext Serv (CSREES) 10.500 AG KSU S04055	<u>111</u>	<u>-</u>	<u>-</u>	<u>111</u>
<u>Pass-through entity</u>	<u>28,629</u>	<u>-</u>	<u>-</u>	<u>28,629</u>

STATE OF ILLINOIS  
UNIVERSITY OF ILLINOIS  
ATTACHMENT TO SCHEDULE OF EXPENDITURES OF FEDERAL AWARDS  
*Details for Pass-Through Federal Funding Received by University of Illinois*  
Year Ended June 30, 2004

Pass Through Entity Cluster Fed Agency <u>CFDA # and Title of Award</u>	<u>Urbana</u>	<u>Chicago</u>	<u>Springfield</u>	<u>All Campuses</u>
<b><u>KWANGJU INST OF SCIENCE &amp; TECH</u></b>				
Cluster: 1R&D		\$	\$	
Fed US Department of Defense - Air Force 12.800 AF KWANGJU INSTITUTE	\$ 4,741	\$ -	-	4,741
<u>Pass-through entity</u>	<u>4,741</u>	<u>-</u>	<u>-</u>	<u>4,741</u>
<b><u>L M ENERGY SYSTEMS INC</u></b>				
Cluster: 1R&D				
Fed US Department of Energy (DOE) 81.000 DOE 2004-NTN1-29	4,929	-	-	4,929
<u>Pass-through entity</u>	<u>4,929</u>	<u>-</u>	<u>-</u>	<u>4,929</u>
<b><u>LA JOLLA INSTITUTE</u></b>				
Cluster: 1R&D				
Fed US HHS - National Institutes of Health (NIH) 93.859 Lajolla Institute	-	4,380	-	4,380
<u>Pass-through entity</u>	<u>-</u>	<u>4,380</u>	<u>-</u>	<u>4,380</u>
<b><u>LAKE MICHIGAN AIR DIRECTORS CONSORTIUM (LADCO)</u></b>				
Cluster: 1R&D				
Fed US Environmental Protection Agency (EPA) 66.000 EPA SUB LADCO 66.000 EPA SUB LADCO 0962	133,707 226,877	- -	- -	133,707 226,877
<u>Pass-through entity</u>	<u>360,584</u>	<u>-</u>	<u>-</u>	<u>360,584</u>
<b><u>LANCASTER COUNTY SCHOOL DISTRICT</u></b>				
Cluster: 1R&D				
Fed US Department of Education 84.215 Lancaster County Schl	-	15,245	-	15,245
<u>Pass-through entity</u>	<u>-</u>	<u>15,245</u>	<u>-</u>	<u>15,245</u>

STATE OF ILLINOIS  
UNIVERSITY OF ILLINOIS  
ATTACHMENT TO SCHEDULE OF EXPENDITURES OF FEDERAL AWARDS  
*Details for Pass-Through Federal Funding Received by University of Illinois*  
Year Ended June 30, 2004

Pass Through Entity Cluster Fed Agency <u>CFDA # and Title of Award</u>	<u>Urbana</u>	<u>Chicago</u>	<u>Springfield</u>	<u>All Campuses</u>
<b><u>LCO CONSERVATION DEPARTMENT</u></b>				
Cluster: 1R&D			\$	\$
Fed US Environmental Protection Agency (EPA) 66.000 EPA 2004-NTN1-43	\$ 5,875	\$ -	-	5,875
<u>Pass-through entity</u>	<u>5,875</u>	<u>-</u>	<u>-</u>	<u>5,875</u>
<b><u>LEADS CORPORATION</u></b>				
Cluster: 1R&D				
Fed VA - Veterans Administration 64.012 VA LEADS 003-3074	2,797	-	-	2,797
<u>Pass-through entity</u>	<u>2,797</u>	<u>-</u>	<u>-</u>	<u>2,797</u>
<b><u>LEARNING POINT ASSOCIATES</u></b>				
Cluster: 1R&D				
Fed US Department of Education 84.000 Ncrel 84.000 Ncrel #Ed-01-00-0011	-	12,144 14,963	-	12,144 14,963
Cluster: Other Programs				
Fed US Department of Education 84.000 NCREL ED-01-00-0011 84.000 Ncrel Ed-014-00-0011	-	8,619 15,878	-	8,619 15,878
<u>Pass-through entity</u>	<u>-</u>	<u>51,604</u>	<u>-</u>	<u>51,604</u>

STATE OF ILLINOIS  
UNIVERSITY OF ILLINOIS  
ATTACHMENT TO SCHEDULE OF EXPENDITURES OF FEDERAL AWARDS  
*Details for Pass-Through Federal Funding Received by University of Illinois*  
Year Ended June 30, 2004

Pass Through Entity Cluster Fed Agency <u>CFDA # and Title of Award</u>	<u>Urbana</u>	<u>Chicago</u>	<u>Springfield</u>	<u>All Campuses</u>
<b><u>LEWIS AND CLARK COMMUNITY COLLEGE</u></b>				
Cluster: 1R&D				
Fed US Department of Education				
84.000 DE Sub NGRREC Levengood	\$ 22,155	\$ -	\$ -	\$ 22,155
84.000 DE Sub NGRREC Onal	11,834	-	-	11,834
84.000 DE Sub NGRREC Rolfe	221,220	-	-	221,220
Cluster: Other Programs				
Fed US Department of Commerce				
11.000 COM LCCC NGRREC	<u>1,551</u>	<u>-</u>	<u>-</u>	<u>1,551</u>
	<u>Pass-through entity</u>	<u>-</u>	<u>-</u>	<u>256,760</u>
	<u>256,760</u>			<u>256,760</u>
<b><u>LOCKHEED MARTIN CORP</u></b>				
Cluster: 1R&D				
Fed US Department of Defense - Air Force				
12.800 AF GG 0759 Antic	<u>896</u>	<u>-</u>	<u>-</u>	<u>896</u>
	<u>Pass-through entity</u>	<u>-</u>	<u>-</u>	<u>896</u>
	<u>896</u>			<u>896</u>
<b><u>LOYOLA UNIV CHICAGO</u></b>				
Cluster: 1R&D				
Fed US HHS - National Institutes of Health (NIH)				
93.242 LOYOLA UCHI MH57938	(1,791)	-	-	(1,791)
93.837 Loyola R01HL64724 - Dr Bers	<u>-</u>	<u>381,617</u>	<u>-</u>	<u>381,617</u>
	<u>Pass-through entity</u>	<u>381,617</u>	<u>-</u>	<u>379,826</u>
	<u>(1,791)</u>			<u>379,826</u>
<b><u>MACRO INTERNATIONAL INC</u></b>				
Cluster: Other Programs				
Fed US HHS - Health & Human Services				
93.000 Micro Intl 33168 3S 504	<u>-</u>	<u>52,303</u>	<u>-</u>	<u>52,303</u>
	<u>Pass-through entity</u>	<u>52,303</u>	<u>-</u>	<u>52,303</u>
	<u>-</u>			<u>52,303</u>



STATE OF ILLINOIS  
UNIVERSITY OF ILLINOIS  
ATTACHMENT TO SCHEDULE OF EXPENDITURES OF FEDERAL AWARDS  
*Details for Pass-Through Federal Funding Received by University of Illinois*  
Year Ended June 30, 2004

Pass Through Entity Cluster Fed Agency <u>CFDA # and Title of Award</u>	<u>Urbana</u>	<u>Chicago</u>	<u>Springfield</u>	<u>All Campuses</u>
<b><u>MAGELLUS CORPORATION</u></b>				
Cluster: 1R&D				
Fed US Department of Defense - Army 12.431 ARMY MAGELLUS CORP	\$ (163)	\$ -	\$ -	\$ (163)
Fed US Department of Defense - Navy 12.300 Navy Magellus-2003-03	<u>14,703</u>	<u>-</u>	<u>-</u>	<u>14,703</u>
<u>Pass-through entity</u>	<u>14,540</u>	<u>-</u>	<u>-</u>	<u>14,540</u>
<b><u>MAGNA SYSTEMS INC</u></b>				
Cluster: 1R&D				
Fed US Department of Housing & Urban Development (HUD) 14.862 HUD MAGNA SBC-B-2366	<u>182,425</u>	<u>-</u>	<u>-</u>	<u>182,425</u>
<u>Pass-through entity</u>	<u>182,425</u>	<u>-</u>	<u>-</u>	<u>182,425</u>
<b><u>MAHARISHI UNIVERSITY OF MANAGEMENT</u></b>				
Cluster: 1R&D				
Fed US HHS - National Institutes of Health (NIH) 93.837 Maharish Intl U AT00082	<u>-</u>	<u>34,803</u>	<u>-</u>	<u>34,803</u>
<u>Pass-through entity</u>	<u>-</u>	<u>34,803</u>	<u>-</u>	<u>34,803</u>
<b><u>MARINE BIOLOGICAL LABORATORY</u></b>				
Cluster: 1R&D				
Fed US HHS - National Institutes of Health (NIH) 93.000 PHS SUB MBL GIARDIA 93.856 PHS MAR BL #00002737	8,124 <u>15,728</u>	- <u>-</u>	- <u>-</u>	8,124 <u>15,728</u>
<u>Pass-through entity</u>	<u>23,852</u>	<u>-</u>	<u>-</u>	<u>23,852</u>

STATE OF ILLINOIS  
UNIVERSITY OF ILLINOIS  
ATTACHMENT TO SCHEDULE OF EXPENDITURES OF FEDERAL AWARDS  
*Details for Pass-Through Federal Funding Received by University of Illinois*  
Year Ended June 30, 2004

Pass Through Entity Cluster Fed Agency <u>CFDA # and Title of Award</u>	<u>Urbana</u>	<u>Chicago</u>	<u>Springfield</u>	<u>All Campuses</u>
<b><u>MARYLAND MEDICAL RESEARCH INSTITUTE</u></b>				
Cluster: 1R&D	\$		\$	
Fed US HHS - National Institutes of Health (NIH) 93.226 Maryland Med Rsch Xmax 04	\$ -	8,535	\$ -	8,535
<u>Pass-through entity</u>	-	8,535	-	8,535
<b><u>MASSACHUSETTS INSTITUTE OF TECHNOLOGY</u></b>				
Cluster: 1R&D				
Fed US Department of Defense - Army 12.910 ARMY MIT 5710001171	158,969	-	-	158,969
Fed US National Science Foundation (NSF) 47.070 SBC MIT #5710001211	34,220	-	-	34,220
47.076 MIT REC-0208287	-	11,097	-	11,097
<u>Pass-through entity</u>	193,189	11,097	-	204,286
<b><u>MAYO PHYSICIAN ALLIANCE</u></b>				
Cluster: 1R&D				
Fed US HHS - National Institutes of Health (NIH) 93.854 Mayo Fnd 2000-0803	-	465	-	465
<u>Pass-through entity</u>	-	465	-	465
<b><u>MCP HAHNEMANN UNIV</u></b>				
Cluster: 1R&D				
Fed US HHS - National Institutes of Health (NIH) 93.282 PHS HAHNEMAN DA11164	75	-	-	75
<u>Pass-through entity</u>	75	-	-	75

STATE OF ILLINOIS  
UNIVERSITY OF ILLINOIS  
ATTACHMENT TO SCHEDULE OF EXPENDITURES OF FEDERAL AWARDS  
*Details for Pass-Through Federal Funding Received by University of Illinois*  
Year Ended June 30, 2004

Pass Through Entity Cluster Fed Agency <u>CFDA # and Title of Award</u>	<u>Urbana</u>	<u>Chicago</u>	<u>Springfield</u>	<u>All Campuses</u>
<b><u>MEDICAL &amp; HEALTH RESEARCH ASSOC OF NEW YORK CITY</u></b>				
Cluster: Other Programs		\$	\$	
Fed US HHS - National Institutes of Health (NIH) 93.000 PHS Sub 3001230013 UofI04-1	\$ 32,254	\$ -	-	32,254
<u>Pass-through entity</u>	<u>32,254</u>	<u>-</u>	<u>-</u>	<u>32,254</u>
<b><u>MEDICAL COLLEGE OF WISCONSIN</u></b>				
Cluster: 1R&D				
Fed US HHS - National Institute of Allergy & Infectious Diseases 93.856 PHS Sub MCW Wilson	207,634	-	-	207,634
Fed US HHS - National Institutes of Health (NIH) 93.394 Mcw Ca086743-04	-	31,901	-	31,901
<u>Pass-through entity</u>	<u>207,634</u>	<u>31,901</u>	<u>-</u>	<u>239,535</u>
<b><u>MEDICAL UNIVERSITY OF SOUTH CAROLINA</u></b>				
Cluster: 1R&D				
Fed US HHS - National Institute of Mental Health 93.242 Med U Of Sc Mh065414	-	98,366	-	98,366
<u>Pass-through entity</u>	<u>-</u>	<u>98,366</u>	<u>-</u>	<u>98,366</u>
<b><u>MENTAL HEALTH ASSOCIATION IN ILLINOIS</u></b>				
Cluster: 1R&D				
Fed US HHS - Substance Abuse & Mental Health Serv Admin (SAMHSA) 93.230 Mental Hlth Assoc II	-	5,063	-	5,063
<u>Pass-through entity</u>	<u>-</u>	<u>5,063</u>	<u>-</u>	<u>5,063</u>

STATE OF ILLINOIS  
UNIVERSITY OF ILLINOIS  
ATTACHMENT TO SCHEDULE OF EXPENDITURES OF FEDERAL AWARDS  
*Details for Pass-Through Federal Funding Received by University of Illinois*  
Year Ended June 30, 2004

Pass Through Entity

Cluster	Fed Agency	<u>CFDA # and Title of Award</u>	<u>Urbana</u>	<u>Chicago</u>	<u>Springfield</u>	<u>All Campuses</u>
<b><u>METROPOLITAN CHICAGO HEALTHCARE COUNCIL</u></b>						
Cluster:	1R&D		\$		\$	
Fed	US HHS - Health Resources and Services Administration (HRSA)					
	93.000	Metro Chgo Hlthcare Cncl	\$ -	18,250	\$ -	18,250
		<u>Pass-through entity</u>	-	18,250	-	18,250
<b><u>METROPOLITAN FAMILY SERVICES</u></b>						
Cluster:	Other Programs					
Fed	US HHS - National Institutes of Health (NIH)					
	93.104	Metropolitan Family	-	797	-	797
		<u>Pass-through entity</u>	-	797	-	797
<b><u>MICHIGAN STATE UNIVERSITY</u></b>						
Cluster:	1R&D					
Fed	US Ag - Coop State Rsrch Educ & Ext Serv (CSREES)					
	10.200	AG MSU 61-4068A	6,963	-	-	6,963
	10.200	AG MSU 61-4101M	218	-	-	218
	10.303	AG MSU 61-4164M	733	-	-	733
	10.303	AG MSU 61-4256A	42,116	-	-	42,116
Fed	US Ag - US Department of Agriculture					
	10.000	AG MSU 61-4110B	10,076	-	-	10,076
	10.200	AG MSU 61-4093C	17,610	-	-	17,610
	10.200	AG MSU 61-4101A	40,111	-	-	40,111
	10.203	AG 2004-NTN1-16	9,858	-	-	9,858
	10.206	AG MSU 61-4223A	28,385	-	-	28,385
	10.303	AG MSU 61-4164K	(1,614)	-	-	(1,614)
	10.303	AG MSU 61-4256J	3,578	-	-	3,578
Fed	US Department of Defense - Navy					
	12.300	NAVY MSU 61-3463A	341,153	-	-	341,153
Fed	US Department of Energy (DOE)					
	81.049	DOE MSU 61-3217A	30,719	-	-	30,719
Fed	US HHS - National Institute of Allergy & Infectious Diseases					
	93.856	PHS Sub MSU 615106	175,520	-	-	175,520
Cluster:	Other Programs					
Fed	US Ag - US Department of Agriculture					
	10.500	AG MSU 61-4033A	13,590	-	-	13,590
		<u>Pass-through entity</u>	719,016	-	-	719,016

STATE OF ILLINOIS  
UNIVERSITY OF ILLINOIS  
ATTACHMENT TO SCHEDULE OF EXPENDITURES OF FEDERAL AWARDS  
*Details for Pass-Through Federal Funding Received by University of Illinois*  
Year Ended June 30, 2004

Pass Through Entity Cluster Fed Agency <u>CFDA # and Title of Award</u>	<u>Urbana</u>	<u>Chicago</u>	<u>Springfield</u>	<u>All Campuses</u>
<b><u>MICRO ANALYSIS &amp; DESIGN INC</u></b>				
Cluster: 1R&D				
Fed US Department of Defense - Army 12.431 ARMY MAD 6021.000-01	\$ 104,835	\$ -	\$ -	\$ 104,835
Fed US NASA 43.000 NASA MAD 7400.005.01	<u>15,603</u>	<u>-</u>	<u>-</u>	<u>15,603</u>
<u>Pass-through entity</u>	<u>120,438</u>	<u>-</u>	<u>-</u>	<u>120,438</u>
<b><u>MIDWEST UNIVERSITIES CONSORTIUM FOR INTL ACT(MUCIA)</u></b>				
Cluster: 1R&D				
Fed US Agency for International Development (AID) 98.000 AID MUCIA EGYPT 263-A	<u>485,117</u>	<u>-</u>	<u>-</u>	<u>485,117</u>
<u>Pass-through entity</u>	<u>485,117</u>	<u>-</u>	<u>-</u>	<u>485,117</u>
<b><u>MILLE LACS BANK OF OJIBWE</u></b>				
Cluster: 1R&D				
Fed US Environmental Protection Agency (EPA) 66.001 EPA 2004-MDN2-47	<u>12,469</u>	<u>-</u>	<u>-</u>	<u>12,469</u>
<u>Pass-through entity</u>	<u>12,469</u>	<u>-</u>	<u>-</u>	<u>12,469</u>
<b><u>MINNESOTA DEPARTMENT OF COMMERCE</u></b>				
Cluster: 1R&D				
Fed US Department of Energy (DOE) 81.041 Minnesota Dept Of Comm 57893	<u>-</u>	<u>122</u>	<u>-</u>	<u>122</u>
<u>Pass-through entity</u>	<u>-</u>	<u>122</u>	<u>-</u>	<u>122</u>

**STATE OF ILLINOIS  
UNIVERSITY OF ILLINOIS  
ATTACHMENT TO SCHEDULE OF EXPENDITURES OF FEDERAL AWARDS  
Details for Pass-Through Federal Funding Received by University of Illinois  
Year Ended June 30, 2004**

<b>Pass Through Entity Cluster Fed Agency CFDA # and Title of Award</b>	<b><u>Urbana</u></b>	<b><u>Chicago</u></b>	<b><u>Springfield</u></b>	<b><u>All Campuses</u></b>
<b><u>MISSISSIPPI STATE UNIVERSITY</u></b>				
Cluster: 1R&D				
Fed US Ag - Animal & Plant Health Inspection Serv (APHIS) 10.025 AG BI 330542 080300-13	\$ 5,106	\$ -	\$ -	\$ 5,106
Fed US Department of Defense - Navy 12.300 NAVY MSU 60808-0109	<u>46,859</u>	<u>-</u>	<u>-</u>	<u>46,859</u>
<u>Pass-through entity</u>	<u>51,965</u>	<u>-</u>	<u>-</u>	<u>51,965</u>
<b><u>MONTEREY BAY AQUARIUM RESEARCH INSTITUTE</u></b>				
Cluster: 1R&D				
Fed US National Science Foundation (NSF) 47.074 SBC MBARI #701334	<u>6,604</u>	<u>-</u>	<u>-</u>	<u>6,604</u>
<u>Pass-through entity</u>	<u>6,604</u>	<u>-</u>	<u>-</u>	<u>6,604</u>
<b><u>MORaine VALLEY COMMUNITY COLLEGE</u></b>				
Cluster: Other Programs				
Fed US National Science Foundation (NSF) 47.076 NSF CSSIA 0302612	<u>-</u>	<u>-</u>	<u>22,235</u>	<u>22,235</u>
<u>Pass-through entity</u>	<u>-</u>	<u>-</u>	<u>22,235</u>	<u>22,235</u>
<b><u>MOREHOUSE SCHOOL OF MEDICINE</u></b>				
Cluster: 1R&D				
Fed US HHS - Health & Human Services 93.000 Morehouse Schl Of Med	-	57,577	-	57,577
93.399 Morehouse Ca86274-04	-	213,613	-	213,613
Fed US HHS - National Institutes of Health (NIH) 93.399 Morehouse CA86274	<u>-</u>	<u>27,362</u>	<u>-</u>	<u>27,362</u>
<u>Pass-through entity</u>	<u>-</u>	<u>298,552</u>	<u>-</u>	<u>298,552</u>

**STATE OF ILLINOIS  
UNIVERSITY OF ILLINOIS  
ATTACHMENT TO SCHEDULE OF EXPENDITURES OF FEDERAL AWARDS  
Details for Pass-Through Federal Funding Received by University of Illinois  
Year Ended June 30, 2004**

<b>Pass Through Entity Cluster Fed Agency CFDA # and Title of Award</b>	<b><u>Urbana</u></b>	<b><u>Chicago</u></b>	<b><u>Springfield</u></b>	<b><u>All Campuses</u></b>
<b><u>MO-SCI CORPORATION</u></b>				
Cluster: 1R&D			\$	\$
Fed US Environmental Protection Agency (EPA) 66.000 Sub 03 Epa-Sbc-R-0898	\$ 6,714	\$ -	-	6,714
<u>Pass-through entity</u>	<u>6,714</u>	<u>-</u>	<u>-</u>	<u>6,714</u>
<b><u>MOSS REHABILITATION RESEARCH INSTITUTE</u></b>				
Cluster: 1R&D				
Fed US HHS - National Institute of Mental Health 93.173 PHS Sub Moss Rehab #DC00191	10,517	-	-	10,517
<u>Pass-through entity</u>	<u>10,517</u>	<u>-</u>	<u>-</u>	<u>10,517</u>
<b><u>MOUNT SINAI SCHOOL OF MEDICINE</u></b>				
Cluster: 1R&D				
Fed US HHS - Health & Human Services 93.000 Mt. Sinai Of Medicine	-	91,340	-	91,340
Fed US HHS - National Institutes of Health (NIH) 93.242 Mt. Sinai Schl Of Med	-	99,848	-	99,848
93.864 Mount Sinai Schl Med	-	1,422	-	1,422
93.864 Mt Sinai Hd041763-03	-	106,084	-	106,084
93.864 Mt Sinai Sch Hd41763	-	25,918	-	25,918
<u>Pass-through entity</u>	<u>-</u>	<u>324,612</u>	<u>-</u>	<u>324,612</u>
<b><u>MUSEUM OF CONTEMPORARY ART</u></b>				
Cluster: Other Programs				
Fed US National Endowment for the Arts (NEA) 45.024 Museum Of Contemporary Art	-	7,200	-	7,200
<u>Pass-through entity</u>	<u>-</u>	<u>7,200</u>	<u>-</u>	<u>7,200</u>

STATE OF ILLINOIS  
UNIVERSITY OF ILLINOIS  
ATTACHMENT TO SCHEDULE OF EXPENDITURES OF FEDERAL AWARDS  
*Details for Pass-Through Federal Funding Received by University of Illinois*  
Year Ended June 30, 2004

<u>Pass Through Entity</u> <u>Cluster</u> <u>Fed Agency</u> <u>CFDA # and Title of Award</u>	<u>Urbana</u>	<u>Chicago</u>	<u>Springfield</u>	<u>All Campuses</u>
<b><u>NANOPROBES INC</u></b>				
Cluster: 1R&D		\$	\$	
Fed US HHS - National Institutes of Health (NIH) 93.000 PHS SB 1R43HG02623-1	\$ 2,027	\$ -	-	2,027
<u>Pass-through entity</u>	<u>2,027</u>	<u>-</u>	<u>-</u>	<u>2,027</u>
<b><u>NATIONAL ACADEMY OF SCIENCES</u></b>				
Cluster: 1R&D				
Fed US DOT - Department of Transportation 20.000 DOT NAS HR 12-56 20.000 DOT NAS HR 12-61 20.000 NAS 101 TASK NO 3	192,482 171,585 <u>(27,220)</u>	- - <u>-</u>	- - <u>-</u>	192,482 171,585 <u>(27,220)</u>
<u>Pass-through entity</u>	<u>336,847</u>	<u>-</u>	<u>-</u>	<u>336,847</u>
<b><u>NATIONAL ASSOCIATION OF STATE ENERGY OFFICIALS</u></b>				
Cluster: 1R&D				
Fed US Department of Energy (DOE) 81.000 Natl Assoc St Energy Officials	-	42,141	-	42,141
<u>Pass-through entity</u>	<u>-</u>	<u>42,141</u>	<u>-</u>	<u>42,141</u>
<b><u>NATIONAL BUSINESS CENTER (NBC)</u></b>				
Cluster: 1R&D				
Fed US Department of Interior 15.000 INT IBM NBC PERCS	5,003	-	-	5,003
<u>Pass-through entity</u>	<u>5,003</u>	<u>-</u>	<u>-</u>	<u>5,003</u>



STATE OF ILLINOIS  
UNIVERSITY OF ILLINOIS  
ATTACHMENT TO SCHEDULE OF EXPENDITURES OF FEDERAL AWARDS  
*Details for Pass-Through Federal Funding Received by University of Illinois*  
Year Ended June 30, 2004

Pass Through Entity Cluster Fed Agency <u>CFDA # and Title of Award</u>	<u>Urbana</u>	<u>Chicago</u>	<u>Springfield</u>	<u>All Campuses</u>
<b><u>NATIONAL CENTER FOR LEAD SAFE HOUSING</u></b>				
Cluster: 1R&D			\$	\$
Fed US Department of Housing & Urban Development (HUD) 14.900 HUD PNHC	\$ 2,692	\$ -	-	2,692
<u>Pass-through entity</u>	<u>2,692</u>	<u>-</u>	<u>-</u>	<u>2,692</u>
<b><u>NATIONAL CHILDHOOD CANCER FOUNDATION</u></b>				
Cluster: 1R&D				
Fed US HHS - National Cancer Institute 93.395 Natl Childhood Cancer Fnd	-	6,684	-	6,684
<u>Pass-through entity</u>	<u>-</u>	<u>6,684</u>	<u>-</u>	<u>6,684</u>
<b><u>NATIONAL ENERGY MANAGEMENT INSTITUTE (NEMI)</u></b>				
Cluster: 1R&D				
Fed US Department of Energy (DOE) 81.087 NEMI CA-2004-Task 4	-	64,969	-	64,969
<u>Pass-through entity</u>	<u>-</u>	<u>64,969</u>	<u>-</u>	<u>64,969</u>
<b><u>NATIONAL RADIO ASTRONOMY OBSERVATORY (NRAO)</u></b>				
Cluster: 1R&D				
Fed US National Science Foundation (NSF) 47.049 SBC NRAO-AUI-2003	128,757	-	-	128,757
<u>Pass-through entity</u>	<u>128,757</u>	<u>-</u>	<u>-</u>	<u>128,757</u>
<b><u>NATIONAL RESEARCH COUNCIL</u></b>				
Cluster: 1R&D				
Fed US Department of Housing & Urban Development (HUD) 14.000 Natl Rsch Coun	-	13,803	-	13,803
<u>Pass-through entity</u>	<u>-</u>	<u>13,803</u>	<u>-</u>	<u>13,803</u>

**STATE OF ILLINOIS  
UNIVERSITY OF ILLINOIS  
ATTACHMENT TO SCHEDULE OF EXPENDITURES OF FEDERAL AWARDS  
Details for Pass-Through Federal Funding Received by University of Illinois  
Year Ended June 30, 2004**

<b>Pass Through Entity Cluster Fed Agency CFDA # and Title of Award</b>	<b><u>Urbana</u></b>	<b><u>Chicago</u></b>	<b><u>Springfield</u></b>	<b><u>All Campuses</u></b>
<b><u>NATIONAL SOYBEAN RESEARCH LABORATORY</u></b>				
Cluster: 1R&D		\$	\$	
Fed US Environmental Protection Agency (EPA) 66.000 EPA SUB ANTC HOLM	\$ (43,573)	\$ -	-	(43,573)
<u>Pass-through entity</u>	<u>(43,573)</u>	<u>-</u>	<u>-</u>	<u>(43,573)</u>
<b><u>NATIONAL SURGICAL ADJUVANT BREAST &amp; BOWEL PROJECT</u></b>				
Cluster: 1R&D				
Fed US HHS - National Institutes of Health (NIH) 93.399 NSABP UIC-01	-	3,265	-	3,265
<u>Pass-through entity</u>	<u>-</u>	<u>3,265</u>	<u>-</u>	<u>3,265</u>
<b><u>NATIONAL WATER RESEARCH INSTITUTE</u></b>				
Cluster: 1R&D				
Fed US Department of Interior 15.000 INT NRWI 01-TT-001	2,182	-	-	2,182
<u>Pass-through entity</u>	<u>2,182</u>	<u>-</u>	<u>-</u>	<u>2,182</u>
<b><u>NATIONAL YOUTH SPORTS PROGRAM (NYSP)</u></b>				
Cluster: Other Programs				
Fed US HHS - Administration for Children and Families (ACF) 93.570 Natl Youth Sports 93.570 NYSPF 03-161	-	(14,804)	-	(14,804)
	<u>-</u>	<u>76,788</u>	<u>-</u>	<u>76,788</u>
<u>Pass-through entity</u>	<u>-</u>	<u>61,984</u>	<u>-</u>	<u>61,984</u>
<b><u>NEW JERSEY MEDICAL SCHOOL</u></b>				
Cluster: 1R&D				
Fed US HHS - National Institutes of Health (NIH) 93.837 NJ Med H169020 - Dr. Vatner (MSB)	-	40,285	-	40,285
<u>Pass-through entity</u>	<u>-</u>	<u>40,285</u>	<u>-</u>	<u>40,285</u>

**STATE OF ILLINOIS  
UNIVERSITY OF ILLINOIS  
ATTACHMENT TO SCHEDULE OF EXPENDITURES OF FEDERAL AWARDS  
Details for Pass-Through Federal Funding Received by University of Illinois  
Year Ended June 30, 2004**

<b>Pass Through Entity Cluster Fed Agency CFDA # and Title of Award</b>	<b><u>Urbana</u></b>	<b><u>Chicago</u></b>	<b><u>Springfield</u></b>	<b><u>All Campuses</u></b>
<b><u>NEW MEXICO STATE UNIV</u></b>				
Cluster: 1R&D			\$	\$
Fed US Department of Interior 15.000 INT 2005-MDN2-18	\$ 5,045	\$ -	-	5,045
<u>Pass-through entity</u>	<u>5,045</u>	<u>-</u>	<u>-</u>	<u>5,045</u>
<b><u>NEW YORK STATE DEPARTMENT OF HEALTH</u></b>				
Cluster: 1R&D				
Fed US HHS - National Institutes of Health (NIH) 93.569 PHS NYS 892-01	110	-	-	110
<u>Pass-through entity</u>	<u>110</u>	<u>-</u>	<u>-</u>	<u>110</u>
<b><u>NEW YORK UNIV</u></b>				
Cluster: 1R&D				
Fed US National Science Foundation (NSF) 47.074 SBC NYU #F5206-02	142,976	-	-	142,976
<u>Pass-through entity</u>	<u>142,976</u>	<u>-</u>	<u>-</u>	<u>142,976</u>
<b><u>NORTH CAROLINA STATE UNIV</u></b>				
Cluster: 1R&D				
Fed US Ag - Animal & Plant Health Inspection Serv (APHIS) 10.000 AG NCSU 2004-0373-02	18,226	-	-	18,226
Fed US Ag - US Department of Agriculture 10.000 AG NCSU 2000-1606-01	2,185	-	-	2,185
10.000 AG NCSU 2001-0845-01	15,533	-	-	15,533
10.224 AG NCSU 00-1320-3YRP-4C	15,355	-	-	15,355
Fed US Department of Defense - Navy 12.910 NAVY NC 2001-1162-01	108,486	-	-	108,486
Fed US National Science Foundation (NSF) 47.070 SBC NCSA2000-0365-01	65,866	-	-	65,866
47.074 SBC NCSU 2002-1664-02	9,477	-	-	9,477
<u>Pass-through entity</u>	<u>235,128</u>	<u>-</u>	<u>-</u>	<u>235,128</u>

**STATE OF ILLINOIS  
UNIVERSITY OF ILLINOIS  
ATTACHMENT TO SCHEDULE OF EXPENDITURES OF FEDERAL AWARDS  
Details for Pass-Through Federal Funding Received by University of Illinois  
Year Ended June 30, 2004**

<b>Pass Through Entity Cluster Fed Agency CFDA # and Title of Award</b>	<b><u>Urbana</u></b>	<b><u>Chicago</u></b>	<b><u>Springfield</u></b>	<b><u>All Campuses</u></b>
<b><u>NORTH DAKOTA STATE UNIVERSITY</u></b>				
Cluster: 1R&D			\$	\$
Fed US National Science Foundation (NSF) 47.074 SBC NDSU #4474	\$ 18,888	\$ -	-	18,888
<u>Pass-through entity</u>	<u>18,888</u>	<u>-</u>	<u>-</u>	<u>18,888</u>
<b><u>NORTHEAST MIDWEST INSTITUTE</u></b>				
Cluster: 1R&D				
Fed US Environmental Protection Agency (EPA) 66.000 EPA SUB NEMWI 040245	17,607	5	-	17,612
<u>Pass-through entity</u>	<u>17,607</u>	<u>5</u>	<u>-</u>	<u>17,612</u>
<b><u>NORTHEASTERN ILLINOIS PLANNING COMMISSION</u></b>				
Cluster: Other Programs				
Fed US Department of Commerce 11.552 Nipc 17-60-03005	-	31,640	-	31,640
<u>Pass-through entity</u>	<u>-</u>	<u>31,640</u>	<u>-</u>	<u>31,640</u>
<b><u>NORTHEASTERN UNIV IL</u></b>				
Cluster: 1R&D				
Fed US National Endowment for the Humanities (NEH) 45.162 NE II Univ 26897	-	385	-	385
<u>Pass-through entity</u>	<u>-</u>	<u>385</u>	<u>-</u>	<u>385</u>

STATE OF ILLINOIS  
UNIVERSITY OF ILLINOIS  
ATTACHMENT TO SCHEDULE OF EXPENDITURES OF FEDERAL AWARDS  
*Details for Pass-Through Federal Funding Received by University of Illinois*  
Year Ended June 30, 2004

Pass Through Entity Cluster Fed Agency <u>CFDA # and Title of Award</u>	<u>Urbana</u>	<u>Chicago</u>	<u>Springfield</u>	<u>All Campuses</u>
<b><u>NORTHEASTERN UNIV MA</u></b>				
Cluster: 1R&D				
Fed US HHS - Health & Human Services 93.000 PHS Sub Antc Northeastern	\$ 735	\$ -	\$ -	\$ 735
Fed US National Science Foundation (NSF) 47.041 NE Univ PSY9722562	-	18,965	-	18,965
<u>Pass-through entity</u>	<u>735</u>	<u>18,965</u>	<u>-</u>	<u>19,700</u>
<b><u>NORTHERN IL CNCL ON ALCOHOLISM &amp; SUBSTANCE ABUSE</u></b>				
Cluster: 1R&D				
Fed US HHS - Substance Abuse & Mental Health Serv Admin (SAMHSA) 93.000 Nicasa Sub Sra02-251	1,620	-	-	1,620
<u>Pass-through entity</u>	<u>1,620</u>	<u>-</u>	<u>-</u>	<u>1,620</u>
<b><u>NORTHROP GRUMMAN CORP</u></b>				
Cluster: 1R&D				
Fed US Department of Defense - Air Force 12.800 AF NG 98946DGZ3S	15,654	-	-	15,654
Fed US Department of Interior 15.000 INT NG 8200028693	73,857	-	-	73,857
<u>Pass-through entity</u>	<u>89,511</u>	<u>-</u>	<u>-</u>	<u>89,511</u>

**STATE OF ILLINOIS  
UNIVERSITY OF ILLINOIS  
ATTACHMENT TO SCHEDULE OF EXPENDITURES OF FEDERAL AWARDS  
Details for Pass-Through Federal Funding Received by University of Illinois  
Year Ended June 30, 2004**

<b>Pass Through Entity Cluster Fed Agency CFDA # and Title of Award</b>	<b><u>Urbana</u></b>	<b><u>Chicago</u></b>	<b><u>Springfield</u></b>	<b><u>All Campuses</u></b>
<b><u>NORTHWESTERN UNIVERSITY</u></b>				
Cluster: 1R&D				
Fed US Department of Defense - Air Force				
12.630 AF NW 0650 300F416	\$ 134,263	\$ -	\$ -	\$ 134,263
12.630 AF NW 0650 300F420	290,351	-	-	290,351
Fed US Department of Defense - Army				
12.431 Army NU 0650 300 F 446 646	87,457	-	-	87,457
Fed US HHS - Health & Human Services				
93.839 Nw U 0600370F054732	-	24,697	-	24,697
Fed US HHS - National Cancer Institute				
93.393 Northwestern U 0600 370 F081 781	-	16,088	-	16,088
Fed US HHS - National Institutes of Health (NIH)				
93.000 Nw Univ Cardia	-	6,773	-	6,773
93.000 Nw Univ Mesa	-	112,690	-	112,690
93.389 Northwestern U 0600 370 D312	-	5,160	-	5,160
93.846 Nw U 0600 370 F146 187	-	110,436	-	110,436
93.846 NWU - 0600370F149189	-	16,645	-	16,645
93.864 Northwestern U 0600 370 L306 805	-	24,602	-	24,602
Fed US National Science Foundation (NSF)				
47.041 SB0 NW #830 520 N602	180,103	-	-	180,103
47.041 SBC NWE0830-350-C630	216,586	-	-	216,586
47.070 NW Univ 0830310 A628	-	34,977	-	34,977
47.076 NWU 0830 340 E601 833	-	83,364	-	83,364
	<u>908,760</u>	<u>435,432</u>	<u>-</u>	<u>1,344,192</u>
<u>Pass-through entity</u>				
<b><u>NORZYME INC</u></b>				
Cluster: 1R&D				
Fed US HHS - National Institutes of Health (NIH)				
93.856 Norzyme AI50413-02	-	544	-	544
	<u>-</u>	<u>544</u>	<u>-</u>	<u>544</u>
<u>Pass-through entity</u>				

**STATE OF ILLINOIS  
UNIVERSITY OF ILLINOIS  
ATTACHMENT TO SCHEDULE OF EXPENDITURES OF FEDERAL AWARDS  
Details for Pass-Through Federal Funding Received by University of Illinois  
Year Ended June 30, 2004**

**Pass Through Entity  
Cluster**

<u>Fed Agency</u> <u>CFDA # and Title of Award</u>	<u>Urbana</u>	<u>Chicago</u>	<u>Springfield</u>	<u>All Campuses</u>
<b><u>NPL ASSOCIATES INC</u></b>				
Cluster: 1R&D				
Fed US Department of Defense - Army 12.431 Army NPL Associates 04-254	\$ 9,090	\$ -	\$ -	\$ 9,090
Fed US Department of Energy (DOE) 81.064 DOE NPL 02-160	185,318	-	-	185,318
Fed US NASA 43.000 NASA NPL 02-142	61,224	-	-	61,224
43.000 NASA NPL SRA00-239	33	-	-	33
<u>Pass-through entity</u>	<u>255,665</u>	<u>-</u>	<u>-</u>	<u>255,665</u>
<b><u>NUVONYX INC</u></b>				
Cluster: 1R&D				
Fed US Department of Defense - Air Force 12.800 AF NUVONYX 03-230	197,216	-	-	197,216
<u>Pass-through entity</u>	<u>197,216</u>	<u>-</u>	<u>-</u>	<u>197,216</u>
<b><u>OHIO STATE UNIV RESEARCH FOUNDATION</u></b>				
Cluster: 1R&D				
Fed US Ag - US Department of Agriculture 10.000 AG OSURF RF00911412	40,157	-	-	40,157
10.303 AG OSURF RF00960012	5,150	-	-	5,150
Fed US Department of Education 84.000 DE Sub OSU 744617 - SITE	3,493	-	-	3,493
Fed US HHS - National Institutes of Health (NIH) 93.121 Osurf RF737954	-	145,760	-	145,760
93.866 Ohio St U Rsch Fnd RF00973842	-	130,538	-	130,538
93.867 OHIO STATE 745413 PO RF00976049	-	28,555	-	28,555
Fed US National Science Foundation (NSF) 47.049 Ohio St U 739204 - PO 00915365	-	95,486	-	95,486
47.049 SBC OSU #741505 NSF	76,210	-	-	76,210
47.070 SBC OHIO #739430	88,129	-	-	88,129
Cluster: Other Programs				
Fed US Department of Education 84.051 DE Sub OSU 744171	76,876	-	-	76,876
84.051 DE Sub OSU 746181	74,767	-	-	74,767
<u>Pass-through entity</u>	<u>364,782</u>	<u>400,339</u>	<u>-</u>	<u>765,121</u>

STATE OF ILLINOIS  
UNIVERSITY OF ILLINOIS  
ATTACHMENT TO SCHEDULE OF EXPENDITURES OF FEDERAL AWARDS  
*Details for Pass-Through Federal Funding Received by University of Illinois*  
Year Ended June 30, 2004

Pass Through Entity Cluster Fed Agency <u>CFDA # and Title of Award</u>	<u>Urbana</u>	<u>Chicago</u>	<u>Springfield</u>	<u>All Campuses</u>
<b><u>OHIO STATE UNIVERSITY</u></b>				
Cluster: 1R&D		\$	\$	
Fed US Department of Education 84.051 DE SUB OSU 742315	\$ 730	\$ -	-	730
<u>Pass-through entity</u>	<u>730</u>	<u>-</u>	<u>-</u>	<u>730</u>
<b><u>OKLAHOMA MEDICAL RESEARCH FOUNDATION</u></b>				
Cluster: 1R&D				
Fed US HHS - Health & Human Services 93.000 PHS Sub OMRF HL54502	52,839	-	-	52,839
Fed US HHS - National Institutes of Health (NIH) 93.866 Oklahoma Med 4999346	-	225,351	-	225,351
93.866 PHS SUB 2P50 HL54502	250,287	-	-	250,287
<u>Pass-through entity</u>	<u>303,126</u>	<u>225,351</u>	<u>-</u>	<u>528,477</u>
<b><u>OKLAHOMA STATE UNIV</u></b>				
Cluster: 1R&D				
Fed US Department of Defense - Army 12.431 ARMY AA-5-72732-A1	122,487	-	-	122,487
Fed US Department of Energy (DOE) 81.049 DOE OSU AA5-67742DOE	59,348	-	-	59,348
<u>Pass-through entity</u>	<u>181,835</u>	<u>-</u>	<u>-</u>	<u>181,835</u>
<b><u>OLD DOMINION UNIVERSITY</u></b>				
Cluster: 1R&D				
Fed US NASA 43.000 NASA 03-102-111501	124,807	-	-	124,807
<u>Pass-through entity</u>	<u>124,807</u>	<u>-</u>	<u>-</u>	<u>124,807</u>



**STATE OF ILLINOIS  
UNIVERSITY OF ILLINOIS  
ATTACHMENT TO SCHEDULE OF EXPENDITURES OF FEDERAL AWARDS  
Details for Pass-Through Federal Funding Received by University of Illinois  
Year Ended June 30, 2004**

<b>Pass Through Entity Cluster Fed Agency CFDA # and Title of Award</b>	<b><u>Urbana</u></b>	<b><u>Chicago</u></b>	<b><u>Springfield</u></b>	<b><u>All Campuses</u></b>
<b><u>OREGON HEALTH SCIENCES UNIV</u></b>				
Cluster: 1R&D				
Fed US HHS - National Institutes of Health (NIH)				
93.279 Oregon Hlth Sci Univ	\$ -	\$ 10,016	\$ -	\$ 10,016
93.859 GBIMO0073A- Sponsored Proj	-	201,882	-	201,882
Cluster: Other Programs				
Fed US HHS - National Institutes of Health (NIH)				
93.631 Oregon Hlth-GCDRC0107A	<u>-</u>	<u>4,083</u>	<u>-</u>	<u>4,083</u>
<u>Pass-through entity</u>	<u>-</u>	<u>215,981</u>	<u>-</u>	<u>215,981</u>
<b><u>PENNSYLVANIA STATE UNIV</u></b>				
Cluster: 1R&D				
Fed US Department of Defense				
12.000 Penn St U - S03-16- Mr. Freyvogal	-	222,881	-	222,881
Fed US Department of Energy (DOE)				
81.000 DOE PU 2406-UI-4423	434,616	-	-	434,616
Fed US HHS - National Institutes of Health (NIH)				
93.282 Penn State U	-	4,031	-	4,031
93.393 PHS SUB PENN STATE	82,837	-	-	82,837
93.864 PHSPS 1684UIJHU36093	(65,912)	-	-	(65,912)
Cluster: Other Programs				
Fed US Department of Education				
84.116 PHS Sub 2666-UI-USDE-0019	<u>1,461</u>	<u>-</u>	<u>-</u>	<u>1,461</u>
<u>Pass-through entity</u>	<u>453,002</u>	<u>226,912</u>	<u>-</u>	<u>679,914</u>
<b><u>PEORIA CITY COUNTY HEALTH DEPT</u></b>				
Cluster: Other Programs				
Fed US Department of Housing & Urban Development (HUD)				
14.241 Pcchd457805456	<u>-</u>	<u>44,966</u>	<u>-</u>	<u>44,966</u>
<u>Pass-through entity</u>	<u>-</u>	<u>44,966</u>	<u>-</u>	<u>44,966</u>

STATE OF ILLINOIS  
UNIVERSITY OF ILLINOIS  
ATTACHMENT TO SCHEDULE OF EXPENDITURES OF FEDERAL AWARDS  
*Details for Pass-Through Federal Funding Received by University of Illinois*  
Year Ended June 30, 2004

Pass Through Entity Cluster Fed Agency <u>CFDA # and Title of Award</u>	<u>Urbana</u>	<u>Chicago</u>	<u>Springfield</u>	<u>All Campuses</u>
<b><u>PETROLEUM TECHNOLOGY TRANSFER COUNCIL (PTTC)</u></b>				
Cluster: 1R&D		\$	\$	
Fed US Department of Energy (DOE)				
81.000 DOE PTTC	\$ 146,743	\$ -	-	146,743
<u>Pass-through entity</u>	<u>146,743</u>	<u>-</u>	<u>-</u>	<u>146,743</u>
<b><u>PHOTONICS SYSTEMS INC</u></b>				
Cluster: 1R&D				
Fed US Department of Defense - Army				
12.000 SBIR PSI PSI0000-53	6,999	-	-	6,999
<u>Pass-through entity</u>	<u>6,999</u>	<u>-</u>	<u>-</u>	<u>6,999</u>
<b><u>PIONEER CIVIC SERVICES CORPORATION</u></b>				
Cluster: Other Programs				
Fed US Department of Housing & Urban Development (HUD)				
14.235 Pioneer Civic IL01B0	-	54,280	-	54,280
14.241 Pioneer Civic Serv	-	8,948	-	8,948
14.241 Pioneer Civic Serv - HUD40110	-	64,468	-	64,468
<u>Pass-through entity</u>	<u>-</u>	<u>127,696</u>	<u>-</u>	<u>127,696</u>
<b><u>POSITIVE ACTION INC</u></b>				
Cluster: 1R&D				
Fed US Department of Education				
84.215 Positive Action Inc	-	49,205	-	49,205
<u>Pass-through entity</u>	<u>-</u>	<u>49,205</u>	<u>-</u>	<u>49,205</u>

**STATE OF ILLINOIS  
UNIVERSITY OF ILLINOIS  
ATTACHMENT TO SCHEDULE OF EXPENDITURES OF FEDERAL AWARDS  
Details for Pass-Through Federal Funding Received by University of Illinois  
Year Ended June 30, 2004**

Pass Through Entity Cluster Fed Agency <u>CFDA # and Title of Award</u>	<u>Urbana</u>	<u>Chicago</u>	<u>Springfield</u>	<u>All Campuses</u>
<b><u>PURDUE UNIVERSITY</u></b>				
Cluster: 1R&D				
Fed US Ag - US Department of Agriculture				
10.000 AG PU 590-2621-1	\$ 39,280	\$ -	\$ -	\$ 39,280
10.200 AG PU 591-0423-01	16,033	-	-	16,033
10.200 AG PU 591-0488-01	19,249	-	-	19,249
10.224 AG PU 593-0262-2	43	-	-	43
Fed US Department of Defense - Army				
12.431 ARMY PU 530-1690-1	953	-	-	953
Fed US HHS - National Center for Complementary & Alternative Medicine				
93.213 PHS SUB 510-4190-01	2,253	-	-	2,253
93.213 PHS Sub 510-4244-01	78,927	-	-	78,927
Fed US HHS - National Institute Biomedical Imaging & Bioengineering				
93.286 PHS Sub Purdue 511-1479-01	233,813	-	-	233,813
Fed US HHS - National Institutes of Health (NIH)				
93.000 PHS SUB 511-1273-01	19,700	-	-	19,700
93.399 Purdue U 511-1333-01	-	543,069	-	543,069
93.866 PHS SUB 510-4036-01	32,270	-	-	32,270
Fed US National Science Foundation (NSF)				
47.041 SBC PU #501-1045-01	17,213	-	-	17,213
47.041 SBC PU#501-0971-01	373,649	-	-	373,649
47.070 SBC PU #501-0565-1	157,706	-	-	157,706
47.070 SBC PU#500-3741-01	140,815	-	-	140,815
47.070 SBC PU#501-1029-01 NSF	1,439	-	-	1,439
Fed US Social Security Administration				
96.007 SSA PURDUE 641-0381-01	7,601	-	-	7,601
Cluster: Other Programs				
Fed US Corporation for National & Community Service				
94.005 CNS PURDUE 642-08378	19,499	-	-	19,499
	<u>1,160,443</u>	<u>543,069</u>	<u>-</u>	<u>1,703,512</u>
<u>Pass-through entity</u>				
<b><u>QST ENVIRONMENTAL</u></b>				
Cluster: Other Programs				
Fed US Environmental Protection Agency (EPA)				
66.469 EPA QST ENV 130/530	26	-	-	26
	<u>26</u>	<u>-</u>	<u>-</u>	<u>26</u>
<u>Pass-through entity</u>				

STATE OF ILLINOIS  
UNIVERSITY OF ILLINOIS  
ATTACHMENT TO SCHEDULE OF EXPENDITURES OF FEDERAL AWARDS  
*Details for Pass-Through Federal Funding Received by University of Illinois*  
Year Ended June 30, 2004

Pass Through Entity Cluster Fed Agency <u>CFDA # and Title of Award</u>	<u>Urbana</u>	<u>Chicago</u>	<u>Springfield</u>	<u>All Campuses</u>
<b><u>RAND CORPORATION</u></b>				
Cluster: 1R&D	\$			\$
Fed US HHS - National Institutes of Health (NIH) 93.226 Rand Corp 3793	\$ -	227,037	\$ -	227,037
<u>Pass-through entity</u>	-	227,037	-	227,037
<b><u>RAYTHEON COMPANY</u></b>				
Cluster: 1R&D				
Fed US Department of Defense - Army 12.431 ARMY RAYTHEON AA19	1,879	-	-	1,879
<u>Pass-through entity</u>	1,879	-	-	1,879
<b><u>REGENTS OF THE UNIVERSITY OF CALIFORNIA (LOS ANGELES)</u></b>				
Cluster: 1R&D				
Fed US Department of Defense - Navy 12.300 NAVY UC 0145 G BB399	120,033	-	-	120,033
<u>Pass-through entity</u>	120,033	-	-	120,033
<b><u>REGENTS OF THE UNIVERSITY OF CALIFORNIA (SAN DIEGO)</u></b>				
Cluster: 1R&D				
Fed US HHS - National Institute of General Medical Sciences 93.821 Phs SB UCSD 10218621	4,612	-	-	4,612
Fed US National Science Foundation (NSF) 47.070 U Of Ca 10217953-001	-	638,446	-	638,446
<u>Pass-through entity</u>	4,612	638,446	-	643,058

STATE OF ILLINOIS  
UNIVERSITY OF ILLINOIS  
ATTACHMENT TO SCHEDULE OF EXPENDITURES OF FEDERAL AWARDS  
*Details for Pass-Through Federal Funding Received by University of Illinois*  
Year Ended June 30, 2004

Pass Through Entity Cluster Fed Agency <u>CFDA # and Title of Award</u>	<u>Urbana</u>	<u>Chicago</u>	<u>Springfield</u>	<u>All Campuses</u>
<b><u>REGIONAL OFFICE OF EDUCATION NUMBER 46</u></b>				
Cluster: 1R&D		\$	\$	
Fed US Department of Education				
84.000 De Sub Reo 46	\$ 78,022	\$ -	-	78,022
<u>Pass-through entity</u>	<u>78,022</u>	<u>-</u>	<u>-</u>	<u>78,022</u>
<b><u>REGIONAL TRANSPORTATION AUTHORITY (RTA)</u></b>				
Cluster: Highway Safety				
Fed US DOT - Department of Transportation				
20.600 Rta A003643	2,307	202,551	-	204,858
<u>Pass-through entity</u>	<u>2,307</u>	<u>202,551</u>	<u>-</u>	<u>204,858</u>
<b><u>REHABILITATIVE ENG &amp; ASSISTIVE TECH SOC OF NRTH</u></b>				
Cluster: 1R&D				
Fed US Department of Education				
84.224 Resna	-	616	-	616
84.224 Resna H224c030002	-	223,234	-	223,234
84.224 Resna H224C03002	-	5,392	-	5,392
<u>Pass-through entity</u>	<u>-</u>	<u>229,242</u>	<u>-</u>	<u>229,242</u>
<b><u>REHABILITATION INSTITUTE OF CHICAGO</u></b>				
Cluster: 1R&D				
Fed US Department of Education				
84.133 Rehab Inst Of Chicago 0380906	-	66,785	-	66,785
Fed US HHS - Health & Human Services				
93.173 Ric Dc005235 01a1	-	70,156	-	70,156
Fed US HHS - National Institutes of Health (NIH)				
93.866 Rehab Inst AG16359- Dr Keshner	-	70,974	-	70,974
93.929 Rehab Inst Hd043271	-	37,419	-	37,419
<u>Pass-through entity</u>	<u>-</u>	<u>245,334</u>	<u>-</u>	<u>245,334</u>

STATE OF ILLINOIS  
UNIVERSITY OF ILLINOIS  
ATTACHMENT TO SCHEDULE OF EXPENDITURES OF FEDERAL AWARDS  
*Details for Pass-Through Federal Funding Received by University of Illinois*  
Year Ended June 30, 2004

Pass Through Entity

Cluster	Fed Agency	CFDA # and Title of Award	<u>Urbana</u>	<u>Chicago</u>	<u>Springfield</u>	<u>All Campuses</u>
<b><u>RENSELAER POLYTECHNIC INSTITUTE</u></b>						
Cluster:	1R&D					
Fed	US National Science Foundation (NSF)					
	47.049	SBC RENSSLAER #A11177	\$ 26,355	\$ -	\$ -	\$ 26,355
	47.049	SBC RENSSLAR A11194	813,715	-	-	813,715
	47.049	SBC RENSSLAR A11229	<u>17,613</u>	<u>-</u>	<u>-</u>	<u>17,613</u>
		<u>Pass-through entity</u>	<u>857,683</u>	<u>-</u>	<u>-</u>	<u>857,683</u>
<b><u>RESEARCH FOUNDATION FOR MENTAL HYGIENE</u></b>						
Cluster:	1R&D					
Fed	US HHS - National Institutes of Health (NIH)					
	93.866	Rschn Fdtn Mental Hyg	<u>-</u>	<u>12,480</u>	<u>-</u>	<u>12,480</u>
		<u>Pass-through entity</u>	<u>-</u>	<u>12,480</u>	<u>-</u>	<u>12,480</u>
<b><u>RESEARCH FOUNDATION OF SUNY</u></b>						
Cluster:	1R&D					
Fed	US Environmental Protection Agency (EPA)					
	66.000	EPA 2004-NTN1-25	4,929	-	-	4,929
	66.000	EPA 2004-NTN1-26	<u>4,929</u>	<u>-</u>	<u>-</u>	<u>4,929</u>
		<u>Pass-through entity</u>	<u>9,858</u>	<u>-</u>	<u>-</u>	<u>9,858</u>
<b><u>RESEARCH TRIANGLE INSTITUTE</u></b>						
Cluster:	1R&D					
Fed	US HHS - Centers for Disease Control and Prevention (CDC)					
	93.000	Research Triangle Pk	-	(22,323)	-	(22,323)
	93.000	Rschn Triangle Inst	-	14,969	-	14,969
Fed	US HHS - National Institute on Drug Abuse					
	93.279	Rschn Triangle Inst	-	7,861	-	7,861
Cluster:	Other Programs					
Fed	US HHS - National Institutes of Health (NIH)					
	93.000	RTI International 14610	<u>-</u>	<u>11,059</u>	<u>-</u>	<u>11,059</u>
		<u>Pass-through entity</u>	<u>-</u>	<u>11,566</u>	<u>-</u>	<u>11,566</u>

STATE OF ILLINOIS  
UNIVERSITY OF ILLINOIS  
ATTACHMENT TO SCHEDULE OF EXPENDITURES OF FEDERAL AWARDS  
*Details for Pass-Through Federal Funding Received by University of Illinois*  
Year Ended June 30, 2004

Pass Through Entity Cluster Fed Agency <u>CFDA # and Title of Award</u>	<u>Urbana</u>	<u>Chicago</u>	<u>Springfield</u>	<u>All Campuses</u>
<b><u>RHODE ISLAND HOSPITAL</u></b>				
Cluster: 1R&D	\$		\$	
Fed US HHS - National Institutes of Health (NIH) 93.242 Rhode Island Mh063008-02	\$ -	345,283	\$ -	345,283
<u>Pass-through entity</u>	-	345,283	-	345,283
<b><u>RICE UNIV</u></b>				
Cluster: 1R&D				
Fed US Department of Energy (DOE) 81.000 DOE RICE R71700H	(123,229)	-	-	(123,229)
81.000 DOE RICE R7A734-7920003	367,929	-	-	367,929
Fed US National Science Foundation (NSF) 47.070 SBC RICE R36504-29200099	10,202	-	-	10,202
47.070 SBC RICE 38144-79200	12,935	-	-	12,935
<u>Pass-through entity</u>	267,837	-	-	267,837
<b><u>ROCKWELL SCIENTIFIC LLC</u></b>				
Cluster: 1R&D				
Fed US Department of Defense 12.000 Rockwell B2U437205	-	22,776	-	22,776
<u>Pass-through entity</u>	-	22,776	-	22,776
<b><u>ROCKY MOUNTAIN RESEARCH STATION</u></b>				
Cluster: 1R&D				
Fed US Ag - Forest Service (FS) 10.652 AG 2004-MDN2-05	11,957	-	-	11,957
<u>Pass-through entity</u>	11,957	-	-	11,957

**STATE OF ILLINOIS  
UNIVERSITY OF ILLINOIS  
ATTACHMENT TO SCHEDULE OF EXPENDITURES OF FEDERAL AWARDS  
Details for Pass-Through Federal Funding Received by University of Illinois  
Year Ended June 30, 2004**

<b>Pass Through Entity Cluster Fed Agency CFDA # and Title of Award</b>	<b><u>Urbana</u></b>	<b><u>Chicago</u></b>	<b><u>Springfield</u></b>	<b><u>All Campuses</u></b>
<b><u>RUSH UNIVERSITY MEDICAL CENTER</u></b>				
Cluster: 1R&D				
Fed US Department of Defense - Air Force 12.910 AF RUSH BAA-07-01	\$ 155,750	\$ -	\$ -	\$ 155,750
Fed US HHS - National Institutes of Health (NIH) 93.000 Rush Pres St Lukes	-	46,178	-	46,178
93.121 Rush Med De 15054-01	-	(3,021)	-	(3,021)
93.121 Rush Presbyterian DE015054 02	-	49,789	-	49,789
93.849 RP St Luke - L. Fondren 470 TOB	-	33,198	-	33,198
93.849 Rush Med	-	36,461	-	36,461
93.854 Rush Med NS33430	-	(16,184)	-	(16,184)
93.856 Rush Med AI47430-01	-	130,324	-	130,324
93.864 Rush Med HD40539	-	115,423	-	115,423
93.864 Rush Med Hd40539-Dr. T. Hope	-	65,085	-	65,085
93.864 Rush Med Hd450539-02	-	290,937	-	290,937
93.866 Rush Med AG17934 - 04	-	21,069	-	21,069
Fed US National Science Foundation (NSF) 47.077 Rush Pres St Lukes - Dr. G. Bakris	-	41,924	-	41,924
<b><u>Pass-through entity</u></b>	<b><u>155,750</u></b>	<b><u>811,183</u></b>	<b><u>-</u></b>	<b><u>966,933</u></b>
<b><u>RUTGERS UNIV</u></b>				
Cluster: 1R&D				
Fed US Department of Defense - Air Force 12.630 AF RUTGERS 1565	194,800	-	-	194,800
Fed US DOT - Department of Transportation 20.701 Rutgers U 1678	-	7,735	-	7,735
Fed US HHS - Health & Human Services 93.989 PHS Sub Rutgers 1716	207	-	-	207
Fed US National Science Foundation (NSF) 47.050 Rutgers 1338 PO-266086	-	72,636	-	72,636
Cluster: Highway Planning and Construction Cluster				
Fed US DOT - Department of Transportation 20.205 Rutgers U 368916	-	21,052	-	21,052
20.205 Rutgers Univ 1145	-	963	-	963
<b><u>Pass-through entity</u></b>	<b><u>195,007</u></b>	<b><u>102,386</u></b>	<b><u>-</u></b>	<b><u>297,393</u></b>



STATE OF ILLINOIS  
UNIVERSITY OF ILLINOIS  
ATTACHMENT TO SCHEDULE OF EXPENDITURES OF FEDERAL AWARDS  
*Details for Pass-Through Federal Funding Received by University of Illinois*  
Year Ended June 30, 2004

Pass Through Entity  
Cluster

<u>Fed Agency</u> <u>CFDA # and Title of Award</u>	<u>Urbana</u>	<u>Chicago</u>	<u>Springfield</u>	<u>All Campuses</u>
<b><u>SAFER PEST CONTROL</u></b>				
Cluster: 1R&D	\$		\$	
Fed US HHS - National Institutes of Health (NIH) 93.143 Safer Pest ES11077	\$ -	2,014	\$ -	2,014
<u>Pass-through entity</u>	<u>-</u>	<u>2,014</u>	<u>-</u>	<u>2,014</u>
<b><u>SARNOFF CORPORATION</u></b>				
Cluster: 1R&D				
Fed US Department of Defense - Air Force 12.800 AF Sarnoff 4900000182	378,196	-	-	378,196
Fed US Department of Defense - Army 12.431 ARMY SC 4600005880	<u>27,147</u>	<u>-</u>	<u>-</u>	<u>27,147</u>
<u>Pass-through entity</u>	<u>405,343</u>	<u>-</u>	<u>-</u>	<u>405,343</u>
<b><u>SCIENCE APPLICATIONS INTERNATIONAL CORPORATION</u></b>				
Cluster: 1R&D				
Fed US Department of Defense - Air Force 12.000 AF SAIC 4400041703	141,156	-	-	141,156
12.000 Saic 4400075768	-	20,082	-	20,082
12.800 AF SAIC 4400078392	282,633	-	-	282,633
Fed US NASA 43.000 NASA SAIC 4400049104	(3,376)	-	-	(3,376)
43.000 NASA SAIC 4400055700	<u>183,005</u>	<u>-</u>	<u>-</u>	<u>183,005</u>
<u>Pass-through entity</u>	<u>603,418</u>	<u>20,082</u>	<u>-</u>	<u>623,500</u>
<b><u>SCIENCE RESEARCH LABORATORY INC</u></b>				
Cluster: 1R&D				
Fed US National Science Foundation (NSF) 47.041 SBC SRL #DMI-0319484-344	<u>25,194</u>	<u>-</u>	<u>-</u>	<u>25,194</u>
<u>Pass-through entity</u>	<u>25,194</u>	<u>-</u>	<u>-</u>	<u>25,194</u>

STATE OF ILLINOIS  
UNIVERSITY OF ILLINOIS  
ATTACHMENT TO SCHEDULE OF EXPENDITURES OF FEDERAL AWARDS  
*Details for Pass-Through Federal Funding Received by University of Illinois*  
Year Ended June 30, 2004

Pass Through Entity Cluster Fed Agency <u>CFDA # and Title of Award</u>	<u>Urbana</u>	<u>Chicago</u>	<u>Springfield</u>	<u>All Campuses</u>
<b><u>SEMCO INC</u></b>				
Cluster: Other Programs	\$		\$	
Fed US Department of Energy (DOE)				
81.000 Semco Inc	\$ -	3,106	\$ -	3,106
<u>Pass-through entity</u>	-	3,106	-	3,106
<b><u>SKIDAWAY INSTITUTE OF OCEANOGRAPHY</u></b>				
Cluster: 1R&D				
Fed US National Science Foundation (NSF)				
47.000 NSF 2005-NTN1-59	2,020	-	-	2,020
<u>Pass-through entity</u>	2,020	-	-	2,020
<b><u>SMITHSONIAN ASTROPHYSICAL OBSERVATORY</u></b>				
Cluster: 1R&D				
Fed US NASA				
43.000 NASA SAO AR3-40001X	28,360	-	-	28,360
43.000 NASA SAO G02-3181X	4,013	-	-	4,013
43.000 NASA SAO GO2-3073B	2,750	-	-	2,750
43.000 NASA SAO GO2-3193B	1,546	-	-	1,546
43.000 NASA SAO GO3-4023X	67,444	-	-	67,444
43.000 NASA SAO GO4-5094B	4,303	-	-	4,303
43.000 NASA SAOGO3-4069B	51,004	-	-	51,004
<u>Pass-through entity</u>	159,420	-	-	159,420
<b><u>SOCIAL &amp; HEALTH SERVICES LTD</u></b>				
Cluster: Other Programs				
Fed US HHS - National Institutes of Health (NIH)				
93.000 Shs M5002-700-525	-	4,800	-	4,800
<u>Pass-through entity</u>	-	4,800	-	4,800

STATE OF ILLINOIS  
UNIVERSITY OF ILLINOIS  
ATTACHMENT TO SCHEDULE OF EXPENDITURES OF FEDERAL AWARDS  
*Details for Pass-Through Federal Funding Received by University of Illinois*  
Year Ended June 30, 2004

Pass Through Entity Cluster Fed Agency <u>CFDA # and Title of Award</u>	<u>Urbana</u>	<u>Chicago</u>	<u>Springfield</u>	<u>All Campuses</u>
<b><u>SOCIAL SCIENCE RESEARCH COUNCIL</u></b>				
Cluster: Other Programs		\$	\$	
Fed US State Department				
19.420 STATE SSRC	\$ 1,397	\$ -	-	1,397
	<u>1,397</u>	<u>-</u>	<u>-</u>	<u>1,397</u>
	<u>Pass-through entity</u>			
<b><u>SOUTHERN ILLINOIS UNIVERSITY CARBONDALE (SIU)</u></b>				
Cluster: 1R&D				
Fed US Ag - US Department of Agriculture				
10.001 AG SIUC 01-09	16,450	-	-	16,450
10.001 AG SIUC 02-20	47,617	-	-	47,617
10.001 AG SIUC 03-14	9,831	-	-	9,831
10.200 AG SIU 95-05 GLH	22,043	-	-	22,043
10.200 AG SIUC 00-14 WK	2,328	-	-	2,328
Fed US Department of Education				
84.264 DE SUB SIUC 02-14	54	-	-	54
	<u>54</u>	<u>-</u>	<u>-</u>	<u>54</u>
	<u>Pass-through entity</u>			
	<u>98,323</u>	<u>-</u>	<u>-</u>	<u>98,323</u>
<b><u>SOUTHERN UNIVERSITY</u></b>				
Cluster: 1R&D				
Fed US Department of Education				
84.133 Southern University	-	21,447	-	21,447
	<u>-</u>	<u>21,447</u>	<u>-</u>	<u>21,447</u>
	<u>Pass-through entity</u>			
	<u>-</u>	<u>21,447</u>	<u>-</u>	<u>21,447</u>
<b><u>SOUTHSIDE HEALTH CONSORTIUM</u></b>				
Cluster: 1R&D				
Fed US HHS - National Institutes of Health (NIH)				
93.393 Southside Health	-	42,753	-	42,753
	<u>-</u>	<u>42,753</u>	<u>-</u>	<u>42,753</u>
	<u>Pass-through entity</u>			
	<u>-</u>	<u>42,753</u>	<u>-</u>	<u>42,753</u>

STATE OF ILLINOIS  
UNIVERSITY OF ILLINOIS  
ATTACHMENT TO SCHEDULE OF EXPENDITURES OF FEDERAL AWARDS  
*Details for Pass-Through Federal Funding Received by University of Illinois*  
Year Ended June 30, 2004

Pass Through Entity Cluster Fed Agency <u>CFDA # and Title of Award</u>	<u>Urbana</u>	<u>Chicago</u>	<u>Springfield</u>	<u>All Campuses</u>
<b><u>SPACE TELESCOPE SCIENCE INSTITUTE</u></b>				
Cluster: 1R&D				
Fed US NASA				
43.000 NASA STI08110.01-97A	\$ 5	\$ -	\$ -	\$ 5
43.000 NASA STI09371.01-A	<u>29,279</u>	<u>-</u>	<u>-</u>	<u>29,279</u>
<u>Pass-through entity</u>	<u>29,284</u>	<u>-</u>	<u>-</u>	<u>29,284</u>
<b><u>SPIRE CORPORATION</u></b>				
Cluster: 1R&D				
Fed US Department of Defense - Air Force				
12.800 AF Spire Corporation 04-105	<u>38,955</u>	<u>-</u>	<u>-</u>	<u>38,955</u>
<u>Pass-through entity</u>	<u>38,955</u>	<u>-</u>	<u>-</u>	<u>38,955</u>
<b><u>SPRINGFIELD UNIT DISTRICT 186</u></b>				
Cluster: 1R&D				
Fed US Department of Education				
84.000 De Sub Spr 186 21st	<u>40,194</u>	<u>-</u>	<u>-</u>	<u>40,194</u>
<u>Pass-through entity</u>	<u>40,194</u>	<u>-</u>	<u>-</u>	<u>40,194</u>
<b><u>SRI INTERNATIONAL</u></b>				
Cluster: 1R&D				
Fed US Department of Defense - Air Force				
12.800 AF SRI 27-000803	102,067	-	-	102,067
Fed US National Science Foundation (NSF)				
47.050 SBC SRI #59-000095	<u>9,531</u>	<u>-</u>	<u>-</u>	<u>9,531</u>
<u>Pass-through entity</u>	<u>111,598</u>	<u>-</u>	<u>-</u>	<u>111,598</u>

**STATE OF ILLINOIS  
UNIVERSITY OF ILLINOIS  
ATTACHMENT TO SCHEDULE OF EXPENDITURES OF FEDERAL AWARDS  
Details for Pass-Through Federal Funding Received by University of Illinois  
Year Ended June 30, 2004**

<b>Pass Through Entity Cluster Fed Agency CFDA # and Title of Award</b>	<b><u>Urbana</u></b>	<b><u>Chicago</u></b>	<b><u>Springfield</u></b>	<b><u>All Campuses</u></b>
<b><u>ST LOUIS UNIVERSITY</u></b>				
Cluster: 1R&D				
Fed US HHS - National Institute of Allergy & Infectious Diseases 93.000 St Louis U 208141-039	\$ -	\$ 201,057	\$ -	\$ 201,057
Cluster: Other Programs				
Fed US HHS - Health Resources and Services Administration (HRSA) 93.969 Geriatric Ed Centers	-	-	14,931	14,931
	<u>-</u>	<u>-</u>	<u>14,931</u>	<u>14,931</u>
<u>Pass-through entity</u>	<u>-</u>	<u>201,057</u>	<u>14,931</u>	<u>215,988</u>
<b><u>STANFORD UNIVERSITY</u></b>				
Cluster: 1R&D				
Fed US Department of Defense - Air Force 12.630 AF STANFORD PY-1361	415,100	-	-	415,100
12.800 AF Stanford U4AD R405220	26,754	-	-	26,754
Fed US Department of Defense - Army 12.431 Army Stanford University 28000E	242,407	-	-	242,407
12.800 Army Stanford 249348-D	67,227	-	-	67,227
Fed US Department of Defense - Navy 12.300 NAVY STNFORD PY-0457	1,466	-	-	1,466
Fed US National Science Foundation (NSF) 47.074 SBC STANFORD PR-0834	17,301	-	-	17,301
	<u>17,301</u>	<u>-</u>	<u>-</u>	<u>17,301</u>
<u>Pass-through entity</u>	<u>770,255</u>	<u>-</u>	<u>-</u>	<u>770,255</u>
<b><u>STARFIRE INDUSTRIES LLC</u></b>				
Cluster: 1R&D				
Fed US Department of Defense - Air Force 12.800 AF STARFIRE 04-142	4,646	-	-	4,646
	<u>4,646</u>	<u>-</u>	<u>-</u>	<u>4,646</u>
<u>Pass-through entity</u>	<u>4,646</u>	<u>-</u>	<u>-</u>	<u>4,646</u>

STATE OF ILLINOIS  
UNIVERSITY OF ILLINOIS  
ATTACHMENT TO SCHEDULE OF EXPENDITURES OF FEDERAL AWARDS  
*Details for Pass-Through Federal Funding Received by University of Illinois*  
Year Ended June 30, 2004

Pass Through Entity Cluster Fed Agency <u>CFDA # and Title of Award</u>	<u>Urbana</u>	<u>Chicago</u>	<u>Springfield</u>	<u>All Campuses</u>
<b><u>STARTHIS INC</u></b>				
Cluster: 1R&D	\$		\$	
Fed US HHS - National Institute of Standards & Technology				
11.612 Starthis Inc	\$ -	94,787	\$ -	94,787
<u>Pass-through entity</u>	<u>-</u>	<u>94,787</u>	<u>-</u>	<u>94,787</u>
<b><u>STATE OF MAINE</u></b>				
Cluster: 1R&D				
Fed US Environmental Protection Agency (EPA)				
66.000 EPA 2004-MDN2-40	38,690	-	-	38,690
66.000 EPA 2004-NTN1-42	5,845	-	-	5,845
66.000 EPA 2004-NTN1-44	9,450	-	-	9,450
<u>Pass-through entity</u>	<u>53,985</u>	<u>-</u>	<u>-</u>	<u>53,985</u>
<b><u>STATE OF SOUTH CAROLINA</u></b>				
Cluster: 1R&D				
Fed US Environmental Protection Agency (EPA)				
66.000 EPA 2003-NTN1-53	4,377	-	-	4,377
66.460 EPA 2003-NTN1-48	4,265	-	-	4,265
66.460 EPA 2003-NTN1-49	3,104	-	-	3,104
<u>Pass-through entity</u>	<u>11,746</u>	<u>-</u>	<u>-</u>	<u>11,746</u>
<b><u>STATE OF WISCONSIN</u></b>				
Cluster: 1R&D				
Fed US Environmental Protection Agency (EPA)				
66.000 St Of Wisc Dhfs- Attn W. Otto	-	81,491	-	81,491
<u>Pass-through entity</u>	<u>-</u>	<u>81,491</u>	<u>-</u>	<u>81,491</u>

**STATE OF ILLINOIS  
UNIVERSITY OF ILLINOIS  
ATTACHMENT TO SCHEDULE OF EXPENDITURES OF FEDERAL AWARDS  
Details for Pass-Through Federal Funding Received by University of Illinois  
Year Ended June 30, 2004**

<b>Pass Through Entity Cluster Fed Agency CFDA # and Title of Award</b>	<b><u>Urbana</u></b>	<b><u>Chicago</u></b>	<b><u>Springfield</u></b>	<b><u>All Campuses</u></b>
<b><u>STATE UNIV OF NEW YORK - BUFFALO</u></b>				
Cluster: 1R&D				
Fed US HHS - National Institutes of Health (NIH)				
93.121 SUNY150-48925 R93755	\$ 69,465	\$ -	\$ -	\$ 69,465
93.856 PHS SUB SUNY R75886	2,628	-	-	2,628
Fed US NASA				
43.002 Suny Nag5-12409- PO-R174901	-	9,839	-	9,839
Fed US National Science Foundation (NSF)				
47.041 SBC SUNY MCEER R182097	<u>8,082</u>	<u>-</u>	<u>-</u>	<u>8,082</u>
<u>Pass-through entity</u>	<u>80,175</u>	<u>9,839</u>	<u>-</u>	<u>90,014</u>
<b><u>STATE UNIVERSITY OF NEW YORK</u></b>				
Cluster: 1R&D				
Fed US Department of Energy - Lawrence Livermore National Lab				
81.000 DOE LLNL 1014830/2	889	-	-	889
Fed US National Science Foundation (NSF)				
47.050 SBC SUNY #1025099	<u>124,650</u>	<u>-</u>	<u>-</u>	<u>124,650</u>
<u>Pass-through entity</u>	<u>125,539</u>	<u>-</u>	<u>-</u>	<u>125,539</u>
<b><u>STEVEN WINTER ASSOCIATES INC</u></b>				
Cluster: 1R&D				
Fed US Department of Housing & Urban Development (HUD)				
14.000 HUD SWA 12:03	63,516	-	-	63,516
14.000 HUD SWA 12:04	177,499	-	-	177,499
14.867 HUD STEVEN WINTER	<u>(12,378)</u>	<u>-</u>	<u>-</u>	<u>(12,378)</u>
<u>Pass-through entity</u>	<u>228,637</u>	<u>-</u>	<u>-</u>	<u>228,637</u>

STATE OF ILLINOIS  
UNIVERSITY OF ILLINOIS  
ATTACHMENT TO SCHEDULE OF EXPENDITURES OF FEDERAL AWARDS  
*Details for Pass-Through Federal Funding Received by University of Illinois*  
Year Ended June 30, 2004

Pass Through Entity Cluster Fed Agency <u>CFDA # and Title of Award</u>	<u>Urbana</u>	<u>Chicago</u>	<u>Springfield</u>	<u>All Campuses</u>
<b><u>STEVENS INSTITUTE OF TECHNOLOGY</u></b>				
Cluster: 1R&D		\$	\$	
Fed US Department of Defense - Army 12.431 ARMY SIT 52786-08	\$ 84,441	\$ -	-	84,441
<u>Pass-through entity</u>	<u>84,441</u>	<u>-</u>	<u>-</u>	<u>84,441</u>
<b><u>STRANG CANCER PREVENTION CENTER</u></b>				
Cluster: 1R&D				
Fed US HHS - National Institutes of Health (NIH) 93.000 Strang Cancer Prev	-	26,867	-	26,867
<u>Pass-through entity</u>	<u>-</u>	<u>26,867</u>	<u>-</u>	<u>26,867</u>
<b><u>SUBURBAN AREA AGENCY ON AGING</u></b>				
Cluster: Other Programs				
Fed US HHS - National Institute on Aging 93.043 Suburban Area Agency 888 93.046 Saaa 888 93.046 Suburb Area Agency 888	- - -	1,351 30,542 37	- - -	1,351 30,542 37
<u>Pass-through entity</u>	<u>-</u>	<u>31,930</u>	<u>-</u>	<u>31,930</u>
<b><u>SUPERGEN INC</u></b>				
Cluster: 1R&D				
Fed US HHS - National Institutes of Health (NIH) 93.821 Supergen	-	2,746	-	2,746
<u>Pass-through entity</u>	<u>-</u>	<u>2,746</u>	<u>-</u>	<u>2,746</u>



STATE OF ILLINOIS  
UNIVERSITY OF ILLINOIS  
ATTACHMENT TO SCHEDULE OF EXPENDITURES OF FEDERAL AWARDS  
*Details for Pass-Through Federal Funding Received by University of Illinois*  
Year Ended June 30, 2004

Pass Through Entity Cluster Fed Agency <u>CFDA # and Title of Award</u>	<u>Urbana</u>	<u>Chicago</u>	<u>Springfield</u>	<u>All Campuses</u>
<b><u>SVERDRUP TECHNOLOGY INC</u></b>				
Cluster: 1R&D	\$		\$	
Fed US Department of Defense - Air Force 12.000 Sverdrup Tech Inc	\$ -	29,595	\$ -	29,595
<u>Pass-through entity</u>	-	29,595	-	29,595
<b><u>SVT ASSOCIATES INC</u></b>				
Cluster: 1R&D				
Fed US Department of Defense - Army 12.431 ARMY TTA 02-232	17,729	-	-	17,729
<u>Pass-through entity</u>	17,729	-	-	17,729
<b><u>SYRACUSE UNIVERSITY</u></b>				
Cluster: 1R&D				
Fed US Environmental Protection Agency (EPA) 66.000 EPA 2004-MDN2-28	11,957	-	-	11,957
<u>Pass-through entity</u>	11,957	-	-	11,957
<b><u>TASC INC</u></b>				
Cluster: 1R&D				
Fed US HHS - Health & Human Services 93.230 Tasc Ti12900-02	-	34,103	-	34,103
Fed US HHS - Substance Abuse & Mental Health Serv Admin (SAMHSA) 93.230 Tasc Inc Ti12900-03	-	21,647	-	21,647
<u>Pass-through entity</u>	-	55,750	-	55,750

STATE OF ILLINOIS  
UNIVERSITY OF ILLINOIS  
ATTACHMENT TO SCHEDULE OF EXPENDITURES OF FEDERAL AWARDS  
*Details for Pass-Through Federal Funding Received by University of Illinois*  
Year Ended June 30, 2004

Pass Through Entity Cluster Fed Agency <u>CFDA # and Title of Award</u>	<u>Urbana</u>	<u>Chicago</u>	<u>Springfield</u>	<u>All Campuses</u>
<b><u>TAYLOR UNIVERSITY</u></b>				
Cluster: 1R&D			\$	\$
Fed US Department of Defense - Air Force 12.800 AF TU 03-1-0186	\$ 25,869	\$ -	-	25,869
<u>Pass-through entity</u>	<u>25,869</u>	<u>-</u>	<u>-</u>	<u>25,869</u>
<b><u>TECHNOLOGY ASSESSMENT &amp; TRANSFER INC</u></b>				
Cluster: 1R&D				
Fed US NASA 43.000 NASA NNJ04JC10C 672-01	22,433	-	-	22,433
<u>Pass-through entity</u>	<u>22,433</u>	<u>-</u>	<u>-</u>	<u>22,433</u>
<b><u>TEMPLE UNIVERSITY</u></b>				
Cluster: 1R&D				
Fed US Department of Education 84.310 Temple 30-1992-21105	-	156,918	-	156,918
Fed US HHS - Health & Human Services 93.173 SBC TEMPLE PHS 94-95	30,537	-	-	30,537
<u>Pass-through entity</u>	<u>30,537</u>	<u>156,918</u>	<u>-</u>	<u>187,455</u>
<b><u>TEXAS A&amp;M RESEARCH FOUNDATION</u></b>				
Cluster: 1R&D				
Fed US DOT - Department of Transportation 20.000 DOT TAMRF S040006	6,912	-	-	6,912
<u>Pass-through entity</u>	<u>6,912</u>	<u>-</u>	<u>-</u>	<u>6,912</u>

STATE OF ILLINOIS  
UNIVERSITY OF ILLINOIS  
ATTACHMENT TO SCHEDULE OF EXPENDITURES OF FEDERAL AWARDS  
*Details for Pass-Through Federal Funding Received by University of Illinois*  
Year Ended June 30, 2004

Pass Through Entity Cluster Fed Agency <u>CFDA # and Title of Award</u>	<u>Urbana</u>	<u>Chicago</u>	<u>Springfield</u>	<u>All Campuses</u>
<b><u>TEXAS A&amp;M UNIVERSITY</u></b>				
Cluster: 1R&D				
Fed US Ag - US Department of Agriculture 10.000 AG TAES 570209	\$ 7,266	\$ -	\$ -	\$ 7,266
Fed US HHS - National Institutes of Health (NIH) 93.115 Texas A&M U S030053	-	26,427	-	26,427
Cluster: Other Programs				
Fed US Environmental Protection Agency (EPA) 66.419 CAL-TAMU 2002NTN145	<u>2,932</u>	<u>-</u>	<u>-</u>	<u>2,932</u>
<u>Pass-through entity</u>	<u>10,198</u>	<u>26,427</u>	<u>-</u>	<u>36,625</u>
<b><u>TEXAS PARKS &amp; WILDLIFE</u></b>				
Cluster: 1R&D				
Fed US Department of Interior - Fish & Wildlife 15.615 Texas Parks And Wild	<u>-</u>	<u>26,520</u>	<u>-</u>	<u>26,520</u>
<u>Pass-through entity</u>	<u>-</u>	<u>26,520</u>	<u>-</u>	<u>26,520</u>
<b><u>TEXAS TECH UNIVERSITY</u></b>				
Cluster: 1R&D				
Fed US National Science Foundation (NSF) 47.050 SBC TX T1316/1426-01	17,670	-	-	17,670
47.075 SBC TTU 1316-1711-01	<u>7,721</u>	<u>-</u>	<u>-</u>	<u>7,721</u>
<u>Pass-through entity</u>	<u>25,391</u>	<u>-</u>	<u>-</u>	<u>25,391</u>
<b><u>THE AEROSPACE CORPORATION</u></b>				
Cluster: 1R&D				
Fed US NASA 43.000 NASA TAC 400001724	6,300	-	-	6,300
Fed US National Science Foundation (NSF) 47.041 Aerospace Corp 4600002007	<u>-</u>	<u>13,499</u>	<u>-</u>	<u>13,499</u>
<u>Pass-through entity</u>	<u>6,300</u>	<u>13,499</u>	<u>-</u>	<u>19,799</u>

STATE OF ILLINOIS  
UNIVERSITY OF ILLINOIS  
ATTACHMENT TO SCHEDULE OF EXPENDITURES OF FEDERAL AWARDS  
*Details for Pass-Through Federal Funding Received by University of Illinois*  
Year Ended June 30, 2004

Pass Through Entity Cluster Fed Agency <u>CFDA # and Title of Award</u>	<u>Urbana</u>	<u>Chicago</u>	<u>Springfield</u>	<u>All Campuses</u>
<b><u>THE ARC OF THE UNITED STATES</u></b>				
Cluster: Other Programs				
Fed US HHS - National Institute on Aging				
93.052 Arc-Us 90-Cg-2648	\$ -	27,172	\$ -	27,172
<u>Pass-through entity</u>	-	27,172	-	27,172
<b><u>THE CABRINI GREEN LOCAL ADVISORY COUNCIL</u></b>				
Cluster: Other Programs				
Fed US Department of Housing & Urban Development (HUD)				
14.850 Cabrini-Green Il0002	-	18,102	-	18,102
<u>Pass-through entity</u>	-	18,102	-	18,102
<b><u>THE NATIONAL GREAT RIVERS RESEARCH AND EDUCATION</u></b>				
Cluster: 1R&D				
Fed US Department of Education				
84.000 DE Sub NGRREC PO 02875	6,153	-	-	6,153
<u>Pass-through entity</u>	6,153	-	-	6,153
<b><u>THE POPULATION COUNCIL</u></b>				
Cluster: 1R&D				
Fed US HHS - National Institutes of Health (NIH)				
93.864 PHS SUB PC PC B02.112N	93,914	-	-	93,914
<u>Pass-through entity</u>	93,914	-	-	93,914
<b><u>THE SHODOR EDUCATION FOUNDATION INC</u></b>				
Cluster: 1R&D				
Fed US Department of Education				
84.342 DE Sub Shodor 02-23	47,724	-	-	47,724
<u>Pass-through entity</u>	47,724	-	-	47,724

STATE OF ILLINOIS  
UNIVERSITY OF ILLINOIS  
ATTACHMENT TO SCHEDULE OF EXPENDITURES OF FEDERAL AWARDS  
*Details for Pass-Through Federal Funding Received by University of Illinois*  
Year Ended June 30, 2004

Pass Through Entity  
Cluster

Fed Agency

CFDA # and Title of Award

Urbana

Chicago

Springfield

All Campuses

**THE TECHNICAL BASIS LLC**

Cluster: 1R&D

Fed US Department of Defense - Army

12.431 Army TB SB021 006 Phase 2

12.431 ARMY TB SB021-006

\$ 73,650

\$ -

\$ -

\$ 73,650

29,586

-

-

29,586

Pass-through entity

103,236

-

-

103,236

**THE UNIVERSITY CITY SCIENCE CENTER**

Cluster: 1R&D

Fed US Department of Energy (DOE)

81.087 Univ City 97EE41319

-

127

-

127

Pass-through entity

-

127

-

127

**TOMAS RIVERA POLICY INSTITUTE**

Cluster: 1R&D

Fed US National Science Foundation (NSF)

47.070 Tomas Rivera Policy

-

72,955

-

72,955

Pass-through entity

-

72,955

-

72,955

**TRB/IDEA PROGRAM OFFICE**

Cluster: 1R&D

Fed US DOT - Department of Transportation

20.000 NAS 101 TASK NO 4

20.000 NAS 101 TASK NO 7

1,652

-

-

1,652

114,309

-

-

114,309

Pass-through entity

115,961

-

-

115,961

**STATE OF ILLINOIS  
UNIVERSITY OF ILLINOIS  
ATTACHMENT TO SCHEDULE OF EXPENDITURES OF FEDERAL AWARDS  
Details for Pass-Through Federal Funding Received by University of Illinois  
Year Ended June 30, 2004**

**Pass Through Entity  
Cluster**

<b>Fed Agency CFDA # and Title of Award</b>	<b><u>Urbana</u></b>	<b><u>Chicago</u></b>	<b><u>Springfield</u></b>	<b><u>All Campuses</u></b>
<b><u>TREATMENT ALTERNATIVES FOR SAFER COMMUNITIES</u></b>				
Cluster: 1R&D				
Fed US HHS - Health & Human Services				
93.230 Tasc Inc 5 UD1 TI12900-03	\$ -	\$ 11,508	\$ -	\$ 11,508
Fed US HHS - National Institutes of Health (NIH)				
93.230 Tasc Inc	-	22,084	-	22,084
Fed US HHS - Substance Abuse & Mental Health Serv Admin (SAMHSA)				
93.230 Tasc Inc	-	49,216	-	49,216
93.230 Tasc. Inc	-	<u>24,966</u>	-	<u>24,966</u>
<u>Pass-through entity</u>	<u>-</u>	<u>107,774</u>	<u>-</u>	<u>107,774</u>
<b><u>TRW INC</u></b>				
Cluster: 1R&D				
Fed US Department of Defense - Army				
12.431 ARMY TRW 48602CDU9S	<u>139,912</u>	<u>-</u>	<u>-</u>	<u>139,912</u>
<u>Pass-through entity</u>	<u>139,912</u>	<u>-</u>	<u>-</u>	<u>139,912</u>
<b><u>UNITED STATES AUTOMOTIVE MATERIALS PARTNERSHIP</u></b>				
Cluster: Other Programs				
Fed US Department of Energy (DOE)				
81.000 DOE USAMP 02 B-1303	<u>8,830</u>	<u>-</u>	<u>-</u>	<u>8,830</u>
<u>Pass-through entity</u>	<u>8,830</u>	<u>-</u>	<u>-</u>	<u>8,830</u>
<b><u>UNIVERSITIES SPACE RESEARCH ASSOCIATION (USRA)</u></b>				
Cluster: 1R&D				
Fed US NASA				
43.000 NASA USRA 05107-03	<u>30,012</u>	<u>-</u>	<u>-</u>	<u>30,012</u>
<u>Pass-through entity</u>	<u>30,012</u>	<u>-</u>	<u>-</u>	<u>30,012</u>

**STATE OF ILLINOIS  
UNIVERSITY OF ILLINOIS  
ATTACHMENT TO SCHEDULE OF EXPENDITURES OF FEDERAL AWARDS  
Details for Pass-Through Federal Funding Received by University of Illinois  
Year Ended June 30, 2004**

**Pass Through Entity**

<b>Cluster</b>	<b>Fed Agency</b>	<b>CFDA # and Title of Award</b>	<b>Urbana</b>	<b>Chicago</b>	<b>Springfield</b>	<b>All Campuses</b>
<b><u>UNIVERSITY CORPORATION FOR ATMOSPHERIC RESEARCH</u></b>						
Cluster:	1R&D					
Fed	US Department of Commerce					
	11.000	COM UCAR S02-38658	\$ 3,109	\$ -	\$ -	\$ 3,109
Fed	US Department of Commerce NOAA					
	11.000	COM UCAR S02-32802	<u>1,372</u>	<u>-</u>	<u>-</u>	<u>1,372</u>
		<u>Pass-through entity</u>	<u>4,481</u>	<u>-</u>	<u>-</u>	<u>4,481</u>
<b><u>UNIVERSITY OF ALASKA - FAIRBANKS</u></b>						
Cluster:	1R&D					
Fed	US Department of Commerce					
	11.417	COM UAF 02-0034	102,226	-	-	102,226
Fed	US Department of Energy (DOE)					
	81.086	U Of AK UAF99-0039	-	11,535	-	11,535
Fed	US National Science Foundation (NSF)					
	47.078	SBC UAF 00-0083	47,720	-	-	47,720
Cluster:	Other Programs					
Fed	US National Science Foundation (NSF)					
	47.078	SBC UAF #01-0026 NSF	<u>17,468</u>	<u>-</u>	<u>-</u>	<u>17,468</u>
		<u>Pass-through entity</u>	<u>167,414</u>	<u>11,535</u>	<u>-</u>	<u>178,949</u>
<b><u>UNIVERSITY OF ARIZONA</u></b>						
Cluster:	1R&D					
Fed	US Ag - US Department of Agriculture					
	10.000	AG AZ Y402758-03R-15	9,367	-	-	9,367
	10.000	AG AZ Y542350 00R-01	37,062	-	-	37,062
	10.000	AG AZ Y702423-01R-05	30,969	-	-	30,969
	10.000	AG AZ Y702424-01R-02	2,658	-	-	2,658
	10.000	AG AZ Y771007 02R-13	38,521	-	-	38,521
	10.000	AG AZ Y771013 02R-17	23,256	-	-	23,256
Fed	US Agency for International Development (AID)					
	98.000	AID AZ Y772861	519,679	-	-	519,679
Fed	US HHS - National Institutes of Health (NIH)					
	93.168	U Of AZ TW00316-09	<u>-</u>	<u>13,783</u>	<u>-</u>	<u>13,783</u>
		<u>Pass-through entity</u>	<u>661,512</u>	<u>13,783</u>	<u>-</u>	<u>675,295</u>

STATE OF ILLINOIS  
UNIVERSITY OF ILLINOIS  
ATTACHMENT TO SCHEDULE OF EXPENDITURES OF FEDERAL AWARDS  
*Details for Pass-Through Federal Funding Received by University of Illinois*  
Year Ended June 30, 2004

Pass Through Entity Cluster Fed Agency <u>CFDA # and Title of Award</u>	<u>Urbana</u>	<u>Chicago</u>	<u>Springfield</u>	<u>All Campuses</u>
<b><u>UNIVERSITY OF ARKANSAS</u></b>				
Cluster: 1R&D				
Fed US HHS - Health & Human Services				
93.286 U Of Ak Eb00978-02	\$ -	\$ 2,498	\$ -	\$ 2,498
93.854 U Of Ak Ns6277-04a1	-	<u>26,658</u>	-	<u>26,658</u>
<u>Pass-through entity</u>	-	<u>29,156</u>	-	<u>29,156</u>
<b><u>UNIVERSITY OF CALIFORNIA - DAVIS</u></b>				
Cluster: 1R&D				
Fed US Department of Defense				
12.420 U Of Ca At Davis	-	23,051	-	23,051
Fed US Department of Energy (DOE)				
81.000 DOE UIUC/901214-01	<u>18,346</u>	-	-	<u>18,346</u>
<u>Pass-through entity</u>	<u>18,346</u>	<u>23,051</u>	-	<u>41,397</u>
<b><u>UNIVERSITY OF CALIFORNIA - IRVINE</u></b>				
Cluster: 1R&D				
Fed US National Science Foundation (NSF)				
47.070 SBC UC-IRVINE #2003-1353	<u>55,916</u>	-	-	<u>55,916</u>
<u>Pass-through entity</u>	<u>55,916</u>	-	-	<u>55,916</u>
<b><u>UNIVERSITY OF CALIFORNIA - RIVERSIDE</u></b>				
Cluster: 1R&D				
Fed US National Science Foundation (NSF)				
47.041 SBC UC-02-14 NSF	<u>58</u>	-	-	<u>58</u>
<u>Pass-through entity</u>	<u>58</u>	-	-	<u>58</u>



STATE OF ILLINOIS  
UNIVERSITY OF ILLINOIS  
ATTACHMENT TO SCHEDULE OF EXPENDITURES OF FEDERAL AWARDS  
*Details for Pass-Through Federal Funding Received by University of Illinois*  
Year Ended June 30, 2004

Pass Through Entity  
Cluster

Fed Agency CFDA # and Title of Award	<u>Urbana</u>	<u>Chicago</u>	<u>Springfield</u>	<u>All Campuses</u>
<b><u>UNIVERSITY OF CALIFORNIA - SAN FRANCISCO</u></b>				
Cluster: 1R&D				
Fed US HHS - National Institute of Mental Health 93.242 PHS Sub UCSF 3305sc	\$ 12,335	\$ -	\$ -	\$ 12,335
Fed US HHS - National Institutes of Health (NIH) 93.242 PHS SUB UC 2714SC	(7,936)	-	-	(7,936)
93.853 U of California NS44025	<u>-</u>	<u>2,471</u>	<u>-</u>	<u>2,471</u>
<u>Pass-through entity</u>	<u>4,399</u>	<u>2,471</u>	<u>-</u>	<u>6,870</u>
<b><u>UNIVERSITY OF CALIFORNIA - SANTA BARBARA</u></b>				
Cluster: 1R&D				
Fed US Department of Defense - Air Force 12.800 AF UCAL KK2129	37,181	-	-	37,181
Fed US National Science Foundation (NSF) 47.041 SBC UCSB-KK0016-NSF	<u>248,797</u>	<u>-</u>	<u>-</u>	<u>248,797</u>
<u>Pass-through entity</u>	<u>285,978</u>	<u>-</u>	<u>-</u>	<u>285,978</u>
<b><u>UNIVERSITY OF CALIFORNIA BERKELEY</u></b>				
Cluster: 1R&D				
Fed US Department of Defense 12.114 UCA MARCO 2003-DT-660 PO 838817	234,127	-	-	234,127
Fed US Department of Defense - Air Force 12.910 AF SA3631-22549	97,277	-	-	97,277
Fed US Department of Defense - Navy 12.300 NAVY UCB SA 31582566	89,578	-	-	89,578
Fed US Department of Energy - Lawrence Berkley National Lab 81.000 DOE LBNL 6712588	16,813	-	-	16,813
Fed US Department of Energy (DOE) 81.000 DOE LBNL 6710606	126,339	-	-	126,339
81.000 DOE LBNL 6712530	145	-	-	145
81.000 U Of Ca 6701926	-	103,421	-	103,421
81.000 U Of Ca 6703701	-	12,893	-	12,893
Fed US NASA 43.000 U Of CA SA3367	-	22,081	-	22,081
Fed US National Science Foundation (NSF) 47.074 SBC UCSB SA3375PG NS	<u>217,686</u>	<u>-</u>	<u>-</u>	<u>217,686</u>
<u>Pass-through entity</u>	<u>781,965</u>	<u>138,395</u>	<u>-</u>	<u>920,360</u>

STATE OF ILLINOIS  
UNIVERSITY OF ILLINOIS  
ATTACHMENT TO SCHEDULE OF EXPENDITURES OF FEDERAL AWARDS  
*Details for Pass-Through Federal Funding Received by University of Illinois*  
Year Ended June 30, 2004

Pass Through Entity Cluster Fed Agency <u>CFDA # and Title of Award</u>	<u>Urbana</u>	<u>Chicago</u>	<u>Springfield</u>	<u>All Campuses</u>
<b><u>UNIVERSITY OF CENTRAL FLORIDA</u></b>				
Cluster: Other Programs	\$		\$	
Fed US Department of Energy (DOE) 81.000 U Of S FI 4000010069	\$ -	(5,776)	\$ -	(5,776)
<u>Pass-through entity</u>	-	(5,776)	-	(5,776)
<b><u>UNIVERSITY OF CHICAGO</u></b>				
Cluster: 1R&D				
Fed US HHS - Centers for Disease Control and Prevention (CDC) 93.283 U Of Chicago	-	20,300	-	20,300
Fed US HHS - Health & Human Services 93.397 PHS Sub UC 22883	43,142	-	-	43,142
93.856 PHS Sub 26020/5-30156 A	23,195	-	-	23,195
93.856 PHS Sub 26020/5-30156 B	33,259	-	-	33,259
93.856 Univ of Chic 2602053016	-	5,243	-	5,243
Fed US HHS - National Cancer Institute 93.395 U Of Chgo U10ca31946	-	100,255	-	100,255
Fed US HHS - National Institute of Allergy & Infectious Diseases 93.000 PHS Sub 26020/5-30038 Proj A	281,723	-	-	281,723
93.000 PHS Sub 26020/5-30038 Proj B	82,409	-	-	82,409
Fed US HHS - National Institutes of Health (NIH) 93.000 U OF CHI ID#19163	147,206	-	-	147,206
93.173 U Of Chic 24510	-	124,096	-	124,096
93.393 U Of Chic 77525	-	6,171	-	6,171
93.393 Univ Of Chgo 17568	-	351	-	351
93.837 U OF Chic 23121	-	105,195	-	105,195
Fed US National Science Foundation (NSF) 47.078 SBC CHCGO #23132-C	52,856	-	-	52,856
<u>Pass-through entity</u>	663,790	361,611	-	1,025,401

**STATE OF ILLINOIS  
UNIVERSITY OF ILLINOIS  
ATTACHMENT TO SCHEDULE OF EXPENDITURES OF FEDERAL AWARDS  
Details for Pass-Through Federal Funding Received by University of Illinois  
Year Ended June 30, 2004**

<b>Pass Through Entity Cluster Fed Agency CFDA # and Title of Award</b>	<b><u>Urbana</u></b>	<b><u>Chicago</u></b>	<b><u>Springfield</u></b>	<b><u>All Campuses</u></b>
<b><u>UNIVERSITY OF CINCINNATI</u></b>				
Cluster: 1R&D				
Fed US Department of Defense - Air Force 12.800 AF CIN OSP 02146	\$ 50,379	\$ -	\$ -	\$ 50,379
Fed US Environmental Protection Agency (EPA) 66.000 U Of Cincinnati 68-C-00-159	-	47,309	-	47,309
Fed US HHS - National Institutes of Health (NIH) 93.837 Univ Of Cin -HI22619-25	-	133,662	-	133,662
Cluster: Other Programs				
Fed US HHS - National Institute for Occupational Safety & Health 93.142 PHS Sub P021-040-K672-0904	95,162	-	-	95,162
Fed US HHS - National Institutes of Health (NIH) 93.000 PHS SUB CINCIN 01476	36,360	-	-	36,360
93.142 Cincinti Pc01a-02092	<u>540</u>	<u>-</u>	<u>-</u>	<u>540</u>
<u>Pass-through entity</u>	<u>182,441</u>	<u>180,971</u>	<u>-</u>	<u>363,412</u>
<b><u>UNIVERSITY OF COLORADO</u></b>				
Cluster: 1R&D				
Fed US Department of Energy (DOE) 81.049 U Of Colorado	-	56,615	-	56,615
Fed US NASA 43.002 U Of CO 20496	-	640	-	640
Fed US National Science Foundation (NSF) 47.050 NSF 2004-NTN1-01	4,929	-	-	4,929
47.075 SBC UCB # 153-9546	<u>633</u>	<u>-</u>	<u>-</u>	<u>633</u>
<u>Pass-through entity</u>	<u>5,562</u>	<u>57,255</u>	<u>-</u>	<u>62,817</u>
<b><u>UNIVERSITY OF CONNECTICUT</u></b>				
Cluster: 1R&D				
Fed US HHS - National Institutes of Health (NIH) 93.279 U Of CT 2665	-	2,206	-	2,206
<u>Pass-through entity</u>	<u>-</u>	<u>2,206</u>	<u>-</u>	<u>2,206</u>

STATE OF ILLINOIS  
UNIVERSITY OF ILLINOIS  
ATTACHMENT TO SCHEDULE OF EXPENDITURES OF FEDERAL AWARDS  
*Details for Pass-Through Federal Funding Received by University of Illinois*  
Year Ended June 30, 2004

Pass Through Entity Cluster Fed Agency <u>CFDA # and Title of Award</u>	<u>Urbana</u>	<u>Chicago</u>	<u>Springfield</u>	<u>All Campuses</u>
<b><u>UNIVERSITY OF FLORIDA</u></b>				
Cluster: 1R&D				
Fed US HHS - National Center for Research Resources				
93.371 PHS Sub UF 2902333-12	\$ 4,319	\$ -	\$ -	\$ 4,319
93.371 PHS Sub UF03030	39,486	-	-	39,486
Fed US HHS - National Institutes of Health (NIH)				
93.371 PHS SUB UF UF02019	(4,547)	-	-	(4,547)
Fed US National Science Foundation (NSF)				
47.076 SBC UF-EIES-0214004-	(7,807)	-	-	(7,807)
47.076 UF-EIES-0214002-UIUC	<u>274</u>	<u>-</u>	<u>-</u>	<u>274</u>
<u>Pass-through entity</u>	<u>31,725</u>	<u>-</u>	<u>-</u>	<u>31,725</u>
<b><u>UNIVERSITY OF GEORGIA</u></b>				
Cluster: 1R&D				
Fed US Ag - Coop State Rsrch Educ & Ext Serv (CSREES)				
10.302 AG RD321-156/4183107	203,230	-	-	203,230
Fed US Ag - US Department of Agriculture				
10.000 AG 2004-NTN1-06	1,302	-	-	1,302
Fed US HHS - Health & Human Services				
93.837 PHS Sub RR234-1527878657	7,750	-	-	7,750
Fed US National Science Foundation (NSF)				
47.076 U Of GA RR229208	<u>-</u>	<u>210,816</u>	<u>-</u>	<u>210,816</u>
<u>Pass-through entity</u>	<u>212,282</u>	<u>210,816</u>	<u>-</u>	<u>423,098</u>
<b><u>UNIVERSITY OF HAWAII</u></b>				
Cluster: 1R&D				
Fed US National Science Foundation (NSF)				
47.070 SBC HI-PO#2632660	<u>5,775</u>	<u>-</u>	<u>-</u>	<u>5,775</u>
<u>Pass-through entity</u>	<u>5,775</u>	<u>-</u>	<u>-</u>	<u>5,775</u>

**STATE OF ILLINOIS  
UNIVERSITY OF ILLINOIS  
ATTACHMENT TO SCHEDULE OF EXPENDITURES OF FEDERAL AWARDS  
Details for Pass-Through Federal Funding Received by University of Illinois  
Year Ended June 30, 2004**

<b>Pass Through Entity Cluster Fed Agency CFDA # and Title of Award</b>	<b><u>Urbana</u></b>	<b><u>Chicago</u></b>	<b><u>Springfield</u></b>	<b><u>All Campuses</u></b>
<b><u>UNIVERSITY OF IOWA</u></b>				
Cluster: 1R&D				
Fed US HHS - National Institutes of Health (NIH)				
93.286 U Of Ia 4000503497	\$ -	\$ 85,260	\$ -	\$ 85,260
93.396 U Of IA 4000055892	-	26,864	-	26,864
93.859 PHS U OF IOWA #2050	46,967	-	-	46,967
Fed US National Science Foundation (NSF)				
47.041 U Of IA 4000061640	-	23,867	-	23,867
Cluster: Other Programs				
Fed US HHS - Centers for Disease Control and Prevention (CDC)				
93.956 PHS Sub Iowa 4000090995	<u>9,544</u>	<u>-</u>	<u>-</u>	<u>9,544</u>
<u>Pass-through entity</u>	<u>56,511</u>	<u>135,991</u>	<u>-</u>	<u>192,502</u>
<b><u>UNIVERSITY OF KANSAS</u></b>				
Cluster: 1R&D				
Fed US Department of Education				
84.133 U Of Ks H133b000500	-	36,627	-	36,627
Fed US Department of Energy (DOE)				
81.000 DOE KUCR FED24166	149,328	-	-	149,328
Fed US National Science Foundation (NSF)				
47.049 U Of KS PHY0116649	-	21,369	-	21,369
47.074 SBC KS FY2004-003 NSF	<u>4,813</u>	<u>-</u>	<u>-</u>	<u>4,813</u>
<u>Pass-through entity</u>	<u>154,141</u>	<u>57,996</u>	<u>-</u>	<u>212,137</u>
<b><u>UNIVERSITY OF KENTUCKY</u></b>				
Cluster: 1R&D				
Fed US Ag - Coop State Rsrch Educ & Ext Serv (CSREES)				
10.206 AG UK 4-66102-03-269	18,752	-	-	18,752
Fed US Department of Energy (DOE)				
81.000 DOE UKRF 4-67408-04-196	90,153	-	-	90,153
81.049 U of KY 97ER45653	-	1,648	-	1,648
Fed US HHS - Health & Human Services				
93.000 U Of Ky	<u>-</u>	<u>40</u>	<u>-</u>	<u>40</u>
<u>Pass-through entity</u>	<u>108,905</u>	<u>1,688</u>	<u>-</u>	<u>110,593</u>

STATE OF ILLINOIS  
UNIVERSITY OF ILLINOIS  
ATTACHMENT TO SCHEDULE OF EXPENDITURES OF FEDERAL AWARDS  
*Details for Pass-Through Federal Funding Received by University of Illinois*  
Year Ended June 30, 2004

Pass Through Entity Cluster Fed Agency <u>CFDA # and Title of Award</u>	<u>Urbana</u>	<u>Chicago</u>	<u>Springfield</u>	<u>All Campuses</u>
<b><u>UNIVERSITY OF MALAWI</u></b>				
Cluster: 1R&D	\$		\$	
Fed US HHS - National Institutes of Health (NIH) 93.213 U Of Malawi	\$ -	29,751	\$ -	29,751
<u>Pass-through entity</u>	-	29,751	-	29,751
<b><u>UNIVERSITY OF MARYLAND</u></b>				
Cluster: 1R&D				
Fed US Department of Defense 12.910 UMBC DoD CG0203-Lomanaco	-	51,203	-	51,203
Fed US Department of Defense - Air Force 12.630 AF MU Z836702	118,760	-	-	118,760
Fed US Department of Housing & Urban Development (HUD) 14.000 HUD UM Z961301	13,990	-	-	13,990
Fed US HHS - Health Resources and Services Administration (HRSA) 93.110 Univ Of Maryland - S01754	-	42,776	-	42,776
Fed US HHS - National Institute of Mental Health 93.242 Maryland Med Rsch Inst S01677	-	20,647	-	20,647
Fed US HHS - National Institutes of Health (NIH) 93.213 U Of Maryland PO S01750	-	4,966	-	4,966
<u>Pass-through entity</u>	132,750	119,592	-	252,342
<b><u>UNIVERSITY OF MIAMI</u></b>				
Cluster: 1R&D				
Fed US HHS - National Institutes of Health (NIH) 93.855 U Of Miami PO M753052	-	331,910	-	331,910
<u>Pass-through entity</u>	-	331,910	-	331,910

STATE OF ILLINOIS  
UNIVERSITY OF ILLINOIS  
ATTACHMENT TO SCHEDULE OF EXPENDITURES OF FEDERAL AWARDS  
*Details for Pass-Through Federal Funding Received by University of Illinois*  
Year Ended June 30, 2004

Pass Through Entity Cluster Fed Agency <u>CFDA # and Title of Award</u>	<u>Urbana</u>	<u>Chicago</u>	<u>Springfield</u>	<u>All Campuses</u>
<b><u>UNIVERSITY OF MICHIGAN</u></b>				
Cluster: 1R&D				
Fed US Department of Defense 12.431 U Of MI F004713	\$ -	\$ 682,469	\$ -	\$ 682,469
Fed US Department of Defense - Army 12.902 Army UM F009788	3,010	-	-	3,010
Fed US National Science Foundation (NSF) 47.049 SBC MI - F007850 NSF	11,912	-	-	11,912
47.070 U Of MI F003964	-	40,010	-	40,010
47.076 U Of MI F003851	-	40,959	-	40,959
Fed US Social Security Administration 96.007 SSA 10-P-98358-5-05 UM03-14	<u>18,349</u>	<u>-</u>	<u>-</u>	<u>18,349</u>
<u>Pass-through entity</u>	<u>33,271</u>	<u>763,438</u>	<u>-</u>	<u>796,709</u>
<b><u>UNIVERSITY OF MINNESOTA</u></b>				
Cluster: 1R&D				
Fed US Ag - Forest Service (FS) 10.000 AG UM E4056439101	2,378	-	-	2,378
10.206 AG UM Q6706386101	193,611	-	-	193,611
Fed US Ag - US Department of Agriculture 10.025 AG MINN H4116327101	739	-	-	739
10.206 AG UM Q6706385101	29,549	-	-	29,549
10.302 AG UM H4086181201	130,025	-	-	130,025
Fed US Department of Education 84.051 DE SUB MINN ANTC	1	-	-	1
84.051 DE SUB MINN KS304908723	372,045	-	-	372,045
Fed US HHS - Health & Human Services 93.865 U Of Mn 1774-147-6002-7901	-	11,557	-	11,557
Fed US HHS - National Institutes of Health (NIH) 93.121 U Of Min U6166067113	-	131,515	-	131,515
93.121 U Of Mn U6166067112	-	(7)	-	(7)
Fed US National Science Foundation (NSF) 47.049 U Of MinV52860541101	<u>-</u>	<u>53,380</u>	<u>-</u>	<u>53,380</u>
<u>Pass-through entity</u>	<u>728,348</u>	<u>196,445</u>	<u>-</u>	<u>924,793</u>

**STATE OF ILLINOIS  
UNIVERSITY OF ILLINOIS  
ATTACHMENT TO SCHEDULE OF EXPENDITURES OF FEDERAL AWARDS  
Details for Pass-Through Federal Funding Received by University of Illinois  
Year Ended June 30, 2004**

<b>Pass Through Entity Cluster Fed Agency CFDA # and Title of Award</b>	<b><u>Urbana</u></b>	<b><u>Chicago</u></b>	<b><u>Springfield</u></b>	<b><u>All Campuses</u></b>
<b><u>UNIVERSITY OF MISSISSIPPI</u></b>				
Cluster: 1R&D	\$			\$
Fed US HHS - National Institutes of Health (NIH) 93.279 U Of Mississippi Da10352-08	\$ -	48,063	\$ -	48,063
<u>Pass-through entity</u>	<u>-</u>	<u>48,063</u>	<u>-</u>	<u>48,063</u>
<b><u>UNIVERSITY OF MISSOURI</u></b>				
Cluster: 1R&D				
Fed US Ag - Coop State Rsrch Educ & Ext Serv (CSREES) 10.302 AG UMC 01117601-1	34,218	-	-	34,218
Fed US Ag - US Department of Agriculture 10.219 AG TH 1608 ANTIC	10,621	-	-	10,621
Fed US National Science Foundation (NSF) 47.074 SBC MO #CG004913	306,075	-	-	306,075
Cluster: Other Programs				
Fed US Ag - US Department of Agriculture 10.500 AG UM C000000795-1	11,248	-	-	11,248
<u>Pass-through entity</u>	<u>362,162</u>	<u>-</u>	<u>-</u>	<u>362,162</u>
<b><u>UNIVERSITY OF MISSOURI - KANSAS CITY</u></b>				
Cluster: 1R&D				
Fed US HHS - National Institutes of Health (NIH) 93.865 U Of MO 2615	-	3,924	-	3,924
<u>Pass-through entity</u>	<u>-</u>	<u>3,924</u>	<u>-</u>	<u>3,924</u>
<b><u>UNIVERSITY OF MISSOURI - ROLLA</u></b>				
Cluster: 1R&D				
Fed US Department of Energy (DOE) 81.086 DOE UMR 000691	96,912	-	-	96,912
<u>Pass-through entity</u>	<u>96,912</u>	<u>-</u>	<u>-</u>	<u>96,912</u>



**STATE OF ILLINOIS  
UNIVERSITY OF ILLINOIS  
ATTACHMENT TO SCHEDULE OF EXPENDITURES OF FEDERAL AWARDS  
Details for Pass-Through Federal Funding Received by University of Illinois  
Year Ended June 30, 2004**

<b>Pass Through Entity Cluster Fed Agency CFDA # and Title of Award</b>	<b><u>Urbana</u></b>	<b><u>Chicago</u></b>	<b><u>Springfield</u></b>	<b><u>All Campuses</u></b>
<b><u>UNIVERSITY OF MISSOURI - ST LOUIS</u></b>				
Cluster: 1R&D			\$	\$
Fed US National Science Foundation (NSF) 47.074 SBC MO#SG000903 NSF	\$ 75,590	\$ -	-	75,590
<u>Pass-through entity</u>	<u>75,590</u>	<u>-</u>	<u>-</u>	<u>75,590</u>
<b><u>UNIVERSITY OF NEBRASKA - LINCOLN</u></b>				
Cluster: 1R&D				
Fed US Ag - Coop State Rsrch Educ & Ext Serv (CSREES) 10.200 AG UN 25-6231-0085-008	29,754	-	-	29,754
Fed US Ag - US Department of Agriculture 10.000 AG 25-6231-0014-048	(1,869)	-	-	(1,869)
10.001 AG UN 26-6222-0183-3	33,668	-	-	33,668
10.200 AG 25-6205-0034-014	43,253	-	-	43,253
10.200 AG 25-6205-0034-035	1,056	-	-	1,056
10.200 AG 25-6231-0014-046	6	-	-	6
10.200 AG 25-6231-0014-44	(1,391)	-	-	(1,391)
10.250 AG 25-6324-0046-003	2,848	-	-	2,848
10.303 AG 25-6322-0140-007	22,906	-	-	22,906
Cluster: Other Programs				
Fed US Ag - Coop State Rsrch Educ & Ext Serv (CSREES) 10.500 AG UN 25-6309-0022-025	1,873	-	-	1,873
10.500 AG UN 25-6309-0027-010	10,723	-	-	10,723
Fed US Ag - US Department of Agriculture 10.000 AG 25-6324-0025-002	2,872	-	-	2,872
10.000 AG-25-6309-0022-012	12,721	-	-	12,721
10.500 AG 25-6309-0022-024	25,080	-	-	25,080
10.500 AG 25-6324-0025-004	1,762	-	-	1,762
10.500 AG 25-6324-0025-019	1,931	-	-	1,931
10.500 AG UN 25-6324-0025-208	30,392	-	-	30,392
10.500 USDA UNL Apicultr 25-6309-0027-005	-	-	14,261	14,261
<u>Pass-through entity</u>	<u>217,585</u>	<u>-</u>	<u>14,261</u>	<u>231,846</u>

STATE OF ILLINOIS  
UNIVERSITY OF ILLINOIS  
ATTACHMENT TO SCHEDULE OF EXPENDITURES OF FEDERAL AWARDS  
*Details for Pass-Through Federal Funding Received by University of Illinois*  
Year Ended June 30, 2004

Pass Through Entity Cluster Fed Agency <u>CFDA # and Title of Award</u>	<u>Urbana</u>	<u>Chicago</u>	<u>Springfield</u>	<u>All Campuses</u>
<b><u>UNIVERSITY OF NEBRASKA - MEDICAL CENTER</u></b>				
Cluster: 1R&D	\$		\$	
Fed US HHS - National Institutes of Health (NIH) 93.396 U Of Ne - 34-1905-2099	\$ -	25,342	\$ -	25,342
<u>Pass-through entity</u>	-	25,342	-	25,342
<b><u>UNIVERSITY OF NEVADA - RENO</u></b>				
Cluster: 1R&D				
Fed US Environmental Protection Agency (EPA) 66.500 EPA 2004-MDN2-52	18,292	-	-	18,292
<u>Pass-through entity</u>	18,292	-	-	18,292
<b><u>UNIVERSITY OF NEW MEXICO</u></b>				
Cluster: 1R&D				
Fed US Department of Defense - Air Force 12.800 AF UNM 3-27231-7810	23,005	-	-	23,005
Fed US Department of Defense - Army 12.431 ARMY UNM 317271-7830	45,911	-	-	45,911
<u>Pass-through entity</u>	68,916	-	-	68,916
<b><u>UNIVERSITY OF NEW ORLEANS</u></b>				
Cluster: Other Programs				
Fed US Department of Education 84.215 U Of N.O. R215k020369	-	2,592	-	2,592
<u>Pass-through entity</u>	-	2,592	-	2,592

**STATE OF ILLINOIS  
UNIVERSITY OF ILLINOIS  
ATTACHMENT TO SCHEDULE OF EXPENDITURES OF FEDERAL AWARDS  
Details for Pass-Through Federal Funding Received by University of Illinois  
Year Ended June 30, 2004**

<b>Pass Through Entity Cluster Fed Agency CFDA # and Title of Award</b>	<b><u>Urbana</u></b>	<b><u>Chicago</u></b>	<b><u>Springfield</u></b>	<b><u>All Campuses</u></b>
<b><u>UNIVERSITY OF NORTH CAROLINA</u></b>				
Cluster: 1R&D				
Fed US HHS - National Institutes of Health (NIH)				
93.226 U Of Nc Hs13004 03	\$ -	\$ 195,609	\$ -	\$ 195,609
93.848 U Of Nc Dk061397-01a1	-	<u>91,108</u>	-	<u>91,108</u>
<u>Pass-through entity</u>	-	<u>286,717</u>	-	<u>286,717</u>
<b><u>UNIVERSITY OF NOTRE DAME</u></b>				
Cluster: 1R&D				
Fed US Ag - US Department of Agriculture				
10.206 AG UND 45794	28,918	-	-	28,918
Fed US HHS - National Institutes of Health (NIH)				
93.856 U Of Notre Dame 47105	-	15,578	-	15,578
Fed US National Science Foundation (NSF)				
47.049 U Of ND #46175 - Szumial	-	47,275	-	47,275
47.074 SBC NOT DAM 99-77011	<u>61,599</u>	<u>-</u>	<u>-</u>	<u>61,599</u>
<u>Pass-through entity</u>	<u>90,517</u>	<u>62,853</u>	<u>-</u>	<u>153,370</u>
<b><u>UNIVERSITY OF PARMA</u></b>				
Cluster: 1R&D				
Fed US HHS - National Institutes of Health (NIH)				
93.838 U Of Parma R01HI72323	-	<u>92,542</u>	-	<u>92,542</u>
<u>Pass-through entity</u>	-	<u>92,542</u>	-	<u>92,542</u>
<b><u>UNIVERSITY OF PENNSYLVANIA</u></b>				
Cluster: 1R&D				
Fed US HHS - National Institute of Mental Health				
93.242 PHS Sub UP 537280	52,901	-	-	52,901
Fed US HHS - National Institutes of Health (NIH)				
93.989 U Of Penn PO 1207463	-	45,961	-	45,961
93.989 Univ Of Penn PO 1226006	<u>-</u>	<u>44,373</u>	<u>-</u>	<u>44,373</u>
<u>Pass-through entity</u>	<u>52,901</u>	<u>90,334</u>	<u>-</u>	<u>143,235</u>

**STATE OF ILLINOIS  
UNIVERSITY OF ILLINOIS  
ATTACHMENT TO SCHEDULE OF EXPENDITURES OF FEDERAL AWARDS  
Details for Pass-Through Federal Funding Received by University of Illinois  
Year Ended June 30, 2004**

<b>Pass Through Entity Cluster Fed Agency CFDA # and Title of Award</b>	<b><u>Urbana</u></b>	<b><u>Chicago</u></b>	<b><u>Springfield</u></b>	<b><u>All Campuses</u></b>
<b><u>UNIVERSITY OF PITTSBURGH</u></b>				
Cluster: 1R&D				
Fed US Department of Defense - Air Force 12.630 AF UP 400830-1	\$ 93,094	\$ -	\$ -	\$ 93,094
Fed US HHS - Health & Human Services 93.865 U Of Pitts 107466-1	-	31,555	-	31,555
93.865 U Of Pittsburgh	-	2,071	-	2,071
Fed US HHS - National Cancer Institute 93.393 PHS Sub Pitt 107962-1	28,904	-	-	28,904
Fed US HHS - National Institute of Child Health & Human Development 93.865 U Of Pitts 107467-1	-	60,143	-	60,143
Fed US HHS - National Institutes of Health (NIH) 93.393 U Of Pit CA81291	-	61	-	61
93.837 U Of Pitts-107012-2	-	13,287	-	13,287
93.865 U Of Pit	-	(4,113)	-	(4,113)
93.865 U Of Pit 106123	-	(10,270)	-	(10,270)
93.865 U Of Pitts 107463-1	-	155,567	-	155,567
<u>Pass-through entity</u>	<u>121,998</u>	<u>248,301</u>	<u>-</u>	<u>370,299</u>
<b><u>UNIVERSITY OF ROCHESTER</u></b>				
Cluster: 1R&D				
Fed US Department of Defense - Air Force 12.630 AF UR 412332-G	86,112	-	-	86,112
<u>Pass-through entity</u>	<u>86,112</u>	<u>-</u>	<u>-</u>	<u>86,112</u>
<b><u>UNIVERSITY OF SOUTH CAROLINA</u></b>				
Cluster: 1R&D				
Fed US Department of Education 84.324 DE U OF S CAR 84337H	41	-	-	41
<u>Pass-through entity</u>	<u>41</u>	<u>-</u>	<u>-</u>	<u>41</u>

STATE OF ILLINOIS  
UNIVERSITY OF ILLINOIS  
ATTACHMENT TO SCHEDULE OF EXPENDITURES OF FEDERAL AWARDS  
*Details for Pass-Through Federal Funding Received by University of Illinois*  
Year Ended June 30, 2004

Pass Through Entity Cluster Fed Agency <u>CFDA # and Title of Award</u>	<u>Urbana</u>	<u>Chicago</u>	<u>Springfield</u>	<u>All Campuses</u>
<b><u>UNIVERSITY OF SOUTH FLORIDA</u></b>				
Cluster: 1R&D				
Fed US Department of Education				
84.324 DE SUB 5830-479-LO-C	\$ 54,829	\$ -	\$ -	\$ 54,829
84.324 SBC USF#5830-423-L0C	10,623	-	-	10,623
Fed US HHS - National Institutes of Health (NIH)				
93.135 U Of FL - 6405-0224	-	23,900	-	23,900
	<u>65,452</u>	<u>23,900</u>	<u>-</u>	<u>89,352</u>
<u>Pass-through entity</u>				
<b><u>UNIVERSITY OF SOUTHERN CALIFORNIA</u></b>				
Cluster: 1R&D				
Fed US Department of Defense - Air Force				
12.800 AF SCAL 030921	(89)	-	-	(89)
Fed US National Science Foundation (NSF)				
47.070 SBC USC PO #067323	155,393	-	-	155,393
	<u>155,304</u>	<u>-</u>	<u>-</u>	<u>155,304</u>
<u>Pass-through entity</u>				
<b><u>UNIVERSITY OF TENNESSEE</u></b>				
Cluster: 1R&D				
Fed US HHS - National Institutes of Health (NIH)				
93.242 U Of TN OR9925-02	-	41,214	-	41,214
Fed US National Science Foundation (NSF)				
47.078 U Of Tenn	-	25,983	-	25,983
	<u>-</u>	<u>67,197</u>	<u>-</u>	<u>67,197</u>
<u>Pass-through entity</u>				

**STATE OF ILLINOIS  
UNIVERSITY OF ILLINOIS  
ATTACHMENT TO SCHEDULE OF EXPENDITURES OF FEDERAL AWARDS  
Details for Pass-Through Federal Funding Received by University of Illinois  
Year Ended June 30, 2004**

<b>Pass Through Entity Cluster Fed Agency CFDA # and Title of Award</b>	<b><u>Urbana</u></b>	<b><u>Chicago</u></b>	<b><u>Springfield</u></b>	<b><u>All Campuses</u></b>
<b><u>UNIVERSITY OF TEXAS - AUSTIN</u></b>				
Cluster: 1R&D				
Fed US Department of Defense - Air Force 12.910 AF UTA 03-040	\$ 35,986	\$ -	\$ -	\$ 35,986
Fed US Department of Defense - Army 12.431 ARMY UTA 02-053	57,368	-	-	57,368
Fed US DOT - Department of Transportation 20.215 DOT UTA 03-288	45,377	-	-	45,377
20.215 DOT UTA 04-027	<u>7,769</u>	<u>-</u>	<u>-</u>	<u>7,769</u>
<u>Pass-through entity</u>	<u>146,500</u>	<u>-</u>	<u>-</u>	<u>146,500</u>
<b><u>UNIVERSITY OF TEXAS - DALLAS</u></b>				
Cluster: 1R&D				
Fed US Department of Defense - Office of Naval Research (ONR) 12.300 NAVY UTD SC 03-06	49,901	-	-	49,901
Fed US HHS - National Institutes of Health (NIH) 93.242 U Of Tx Mh90003	-	8,010	-	8,010
93.853 U Of Tx Gmo 090908	-	103,200	-	103,200
Fed US National Science Foundation (NSF) 47.076 U Of TX SC02-07	<u>-</u>	<u>32,635</u>	<u>-</u>	<u>32,635</u>
<u>Pass-through entity</u>	<u>49,901</u>	<u>143,845</u>	<u>-</u>	<u>193,746</u>
<b><u>UNIVERSITY OF TEXAS - HOUSTON</u></b>				
Cluster: 1R&D				
Fed US HHS - National Institutes of Health (NIH) 93.859 PHS U TX SC GM44911	5,787	-	-	5,787
93.867 U Of TX EY12471-05	<u>-</u>	<u>1,312</u>	<u>-</u>	<u>1,312</u>
<u>Pass-through entity</u>	<u>5,787</u>	<u>1,312</u>	<u>-</u>	<u>7,099</u>

STATE OF ILLINOIS  
UNIVERSITY OF ILLINOIS  
ATTACHMENT TO SCHEDULE OF EXPENDITURES OF FEDERAL AWARDS  
*Details for Pass-Through Federal Funding Received by University of Illinois*  
Year Ended June 30, 2004

Pass Through Entity Cluster Fed Agency <u>CFDA # and Title of Award</u>	<u>Urbana</u>	<u>Chicago</u>	<u>Springfield</u>	<u>All Campuses</u>
<b><u>UNIVERSITY OF TEXAS AT EL PASO</u></b>				
Cluster: 1R&D	\$		\$	
Fed US DOT - Federal Aviation Administration (FAA) 20.108 U of Tx At El Paso 2635047062	\$ -	52,849	\$ -	52,849
<u>Pass-through entity</u>	<u>-</u>	<u>52,849</u>	<u>-</u>	<u>52,849</u>
<b><u>UNIVERSITY OF TEXAS SOUTHWESTERN MEDICAL CENTER -</u></b>				
Cluster: 1R&D				
Fed US HHS - National Institutes of Health (NIH) 93.846 PHS SUB UT GMO010181	65,997	-	-	65,997
<u>Pass-through entity</u>	<u>65,997</u>	<u>-</u>	<u>-</u>	<u>65,997</u>
<b><u>UNIVERSITY OF UTAH</u></b>				
Cluster: 1R&D				
Fed US HHS - National Institutes of Health (NIH) 93.856 PHS SUB UTAH 2102094	39,655	-	-	39,655
Fed US National Science Foundation (NSF) 47.074 SBC UTAH #2103019	74,336	-	-	74,336
<u>Pass-through entity</u>	<u>113,991</u>	<u>-</u>	<u>-</u>	<u>113,991</u>

STATE OF ILLINOIS  
UNIVERSITY OF ILLINOIS  
ATTACHMENT TO SCHEDULE OF EXPENDITURES OF FEDERAL AWARDS  
*Details for Pass-Through Federal Funding Received by University of Illinois*  
Year Ended June 30, 2004

Pass Through Entity Cluster Fed Agency <u>CFDA # and Title of Award</u>	<u>Urbana</u>	<u>Chicago</u>	<u>Springfield</u>	<u>All Campuses</u>
<b><u>UNIVERSITY OF VIRGINIA</u></b>				
Cluster: 1R&D				
Fed US Department of Defense - Air Force 12.800 AF UVGG10323-113798	\$ 174,821	\$ -	\$ -	\$ 174,821
Fed US HHS - Health & Human Services 93.839 U Of Va Gc10941119529	-	25,308	-	25,308
Fed US HHS - National Institute of General Medical Sciences 93.000 PHS Sub GC10988.119480	40,902	-	-	40,902
93.000 PHS Sub GC10988.119482 I	81,242	-	-	81,242
93.000 PHS Sub GC10988.119483 K (Imaging)	95,689	-	-	95,689
Fed US HHS - National Institutes of Health (NIH) 93.000 SUB GC10825.117825	7,081	-	-	7,081
93.000 SUB GC10825.117826	11,215	-	-	11,215
93.000 SUB GC10825.117827	12,593	-	-	12,593
Fed US National Science Foundation (NSF) 47.070 SBC VA #GA10051-112908	22,622	-	-	22,622
47.070 SBC VA-GA10163-11293	<u>45,815</u>	<u>-</u>	<u>-</u>	<u>45,815</u>
<u>Pass-through entity</u>	<u>491,980</u>	<u>25,308</u>	<u>-</u>	<u>517,288</u>
<b><u>UNIVERSITY OF WASHINGTON</u></b>				
Cluster: 1R&D				
Fed US NASA 43.000 NASA UW 539409	54,366	-	-	54,366
Fed US National Science Foundation (NSF) 47.074 SBC U OF WASH 763189	<u>1,647</u>	<u>-</u>	<u>-</u>	<u>1,647</u>
<u>Pass-through entity</u>	<u>56,013</u>	<u>-</u>	<u>-</u>	<u>56,013</u>



STATE OF ILLINOIS  
UNIVERSITY OF ILLINOIS  
ATTACHMENT TO SCHEDULE OF EXPENDITURES OF FEDERAL AWARDS  
*Details for Pass-Through Federal Funding Received by University of Illinois*  
Year Ended June 30, 2004

Pass Through Entity  
Cluster

Fed Agency CFDA # and Title of Award	<u>Urbana</u>	<u>Chicago</u>	<u>Springfield</u>	<u>All Campuses</u>
<b><u>UNIVERSITY OF WISCONSIN - MADISON</u></b>				
Cluster: 1R&D				
Fed US Department of Defense 12.630 U Of WI 412F036	\$ -	\$ 2,203	\$ -	\$ 2,203
Fed US Department of Defense - Air Force 12.910 AF WIS 271G821	392,588	-	-	392,588
Fed US DOT - Department of Transportation 20.701 Univ Of Wisc	-	40,965	-	40,965
Fed US HHS - Health & Human Services 93.000 PHS U WISC #P498982	27,005	-	-	27,005
93.000 U Of Wisconsin 807G144	-	40,056	-	40,056
Fed US HHS - National Institute on Aging 93.866 PHS Sub UW 223F790	28,278	-	-	28,278
Fed US National Science Foundation (NSF) 47.041 SBC WI #A865535	63,108	-	-	63,108
47.041 SBC WI-966G582	51,217	-	-	51,217
47.070 U Of WI 726F924	-	69,141	-	69,141
Cluster: Highway Planning and Construction Cluster				
Fed US DOT - Department of Transportation 20.205 U Of Wisc 836F942	-	77,627	-	77,627
20.205 Univ Of Wisconsin	-	(25,087)	-	(25,087)
Cluster: Other Programs				
Fed US Ag - US Department of Agriculture 10.000 AG UW 683W082	3,366	-	-	3,366
10.303 AG UW 593A180	64,196	-	-	64,196
	<u>629,758</u>	<u>204,905</u>	<u>-</u>	<u>834,663</u>
<u>Pass-through entity</u>				
<b><u>UNIVERSITY OF WISCONSIN - MILWAUKEE</u></b>				
Cluster: Other Programs				
Fed US National Science Foundation (NSF) 47.076 SBC WI EHR-0314898 NSF	32,926	-	-	32,926
	<u>32,926</u>	<u>-</u>	<u>-</u>	<u>32,926</u>
<u>Pass-through entity</u>				

STATE OF ILLINOIS  
UNIVERSITY OF ILLINOIS  
ATTACHMENT TO SCHEDULE OF EXPENDITURES OF FEDERAL AWARDS  
*Details for Pass-Through Federal Funding Received by University of Illinois*  
Year Ended June 30, 2004

Pass Through Entity Cluster Fed Agency <u>CFDA # and Title of Award</u>	<u>Urbana</u>	<u>Chicago</u>	<u>Springfield</u>	<u>All Campuses</u>
<b><u>URS GROUP INC</u></b>				
Cluster: Other Programs		\$	\$	
Fed US Department of Energy (DOE)				
81.000 DOE URS 760433-US	\$ 6,041	\$ -	-	6,041
	<u>6,041</u>	<u>-</u>	<u>-</u>	<u>6,041</u>
<u>Pass-through entity</u>				
	<u>6,041</u>	<u>-</u>	<u>-</u>	<u>6,041</u>
<b><u>US CIVILIAN RESEARCH DEVELOPMENT FOUNDATION</u></b>				
Cluster: 1R&D				
Fed US National Science Foundation (NSF)				
47.075 CDRF RP2-2414-GA-02	239	-	-	239
47.075 Crdc Ael-2535-ye-03	-	2,789	-	2,789
47.075 CRDF RB1 2506 PU 03	1,425	-	-	1,425
47.075 CRDF RM1-2381-ST-02	250	-	-	250
47.075 CRDF RPI-2320-VO-02	2,643	-	-	2,643
47.075 CRDF RPI-2413-CG-02	4,317	-	-	4,317
47.075 CRDF UC2-2418-KV-02	5,558	-	-	5,558
47.075 CRDF UP2-2429-KV-02	13,407	-	-	13,407
Cluster: Other Programs				
Fed US National Science Foundation (NSF)				
47.075 CRDF MM1-3039-CH-02	3,884	-	-	3,884
	<u>3,884</u>	<u>-</u>	<u>-</u>	<u>3,884</u>
<u>Pass-through entity</u>				
	<u>31,723</u>	<u>2,789</u>	<u>-</u>	<u>34,512</u>
<b><u>US CMS (COMPACT MUON SOLENOID COLLABORATION)</u></b>				
Cluster: 1R&D				
Fed US National Science Foundation (NSF)				
47.000 Nw Univ 533000p10268	-	6,574	-	6,574
	<u>-</u>	<u>6,574</u>	<u>-</u>	<u>6,574</u>
<u>Pass-through entity</u>				
	<u>-</u>	<u>6,574</u>	<u>-</u>	<u>6,574</u>

STATE OF ILLINOIS  
UNIVERSITY OF ILLINOIS  
ATTACHMENT TO SCHEDULE OF EXPENDITURES OF FEDERAL AWARDS  
*Details for Pass-Through Federal Funding Received by University of Illinois*  
Year Ended June 30, 2004

Pass Through Entity  
Cluster

Fed Agency

CFDA # and Title of Award

Urbana

Chicago

Springfield

All Campuses

US DEPARTMENT OF ENERGY - ARGONNE NATIONAL LAB

Cluster: 1R&D

Fed US Department of Energy - Argonne National Lab

81.000	ANL 1F-00564	\$ -	\$ 878	\$ -	\$ 878
81.000	ANL 2F-00721	-	(63)	-	(63)
81.000	ANL 2F-02521	-	28,516	-	28,516
81.000	ANL 3F-00182	-	173,090	-	173,090
81.000	Anl 3f-01422	-	12,779	-	12,779
81.000	Anl 3F-02041	-	122,853	-	122,853
81.000	ANL 4F-00342	-	27,106	-	27,106
81.000	ANL 4F-00841	-	24,925	-	24,925
81.000	Argonne 3f 02161	-	18,349	-	18,349
81.000	Argonne Natl Labs 4J-00161-0001A	-	735	-	735
81.000	DOE 2004-NTN3-08	4,929	-	-	4,929
81.000	DOE 3F-00201	4,440	-	-	4,440
81.000	DOE ANL 1F-00801	33,345	-	-	33,345
81.000	DOE ANL 1F-00861	104,405	-	-	104,405
81.000	DOE ANL 1F-01341	4,016	-	-	4,016
81.000	DOE ANL 1F-01789	18,976	-	-	18,976
81.000	DOE ANL 1F-02189	19,364	-	-	19,364
81.000	DOE ANL 2F-00801	(19)	-	-	(19)
81.000	DOE ANL 2F-01061	20,758	-	-	20,758
81.000	DOE ANL 3F-01581	186,804	-	-	186,804
81.000	DOE ANL 4F-0010	13,626	-	-	13,626
81.000	DOE ANL 4F-00362	64,075	-	-	64,075
81.000	DOE ANL 4F-00641	27,981	-	-	27,981
81.000	DOE ANL IF-01541	10,407	-	-	10,407
81.000	DOE ANL OE-23649	138	-	-	138
81.106	ANL-DOE OF-01504	-	43,172	-	43,172

Cluster: Other Programs

Fed US Department of Energy - Argonne National Lab

81.000	DOE ANL 3T-00101	<u>525</u>	<u>-</u>	<u>-</u>	<u>525</u>
--------	------------------	------------	----------	----------	------------

Pass-through entity

<u>513,770</u>	<u>452,340</u>	<u>-</u>	<u>966,110</u>
----------------	----------------	----------	----------------

STATE OF ILLINOIS  
UNIVERSITY OF ILLINOIS  
ATTACHMENT TO SCHEDULE OF EXPENDITURES OF FEDERAL AWARDS  
*Details for Pass-Through Federal Funding Received by University of Illinois*  
Year Ended June 30, 2004

Pass Through Entity

Cluster	Fed Agency	<u>CFDA # and Title of Award</u>	<u>Urbana</u>	<u>Chicago</u>	<u>Springfield</u>	<u>All Campuses</u>
<b><u>US DEPARTMENT OF ENERGY - BROOKHAVEN NATIONAL</u></b>						
Cluster:	1R&D					
Fed	US Department of Energy - Brookhaven National Lab					
	81.000	Brookhaven 69191	\$ -	\$ 64,572	\$ -	\$ 64,572
	81.036	Brookhaven Natl Lab	-	65,485	-	65,485
Cluster:	Other Programs					
Fed	US Department of Energy - Brookhaven National Lab					
	81.000	DOE RHIC PHYSICS FEL	<u>45,789</u>	<u>-</u>	<u>-</u>	<u>45,789</u>
		Pass-through entity	<u>45,789</u>	<u>130,057</u>	<u>-</u>	<u>175,846</u>
<b><u>US DEPARTMENT OF ENERGY - FERMI LAB</u></b>						
Cluster:	1R&D					
Fed	US Department of Energy - Fermi Lab					
	81.000	DOE FERMI 555403	38,781	-	-	38,781
	81.000	DOE FERMI 556556	9,998	-	-	9,998
	81.049	DOE FERMI 547028	10,131	-	-	10,131
Cluster:	Other Programs					
Fed	US Department of Energy - Fermi Lab					
	81.000	DOE FERMI 547314	<u>(2,936)</u>	<u>-</u>	<u>-</u>	<u>(2,936)</u>
		Pass-through entity	<u>55,974</u>	<u>-</u>	<u>-</u>	<u>55,974</u>
<b><u>US DEPARTMENT OF ENERGY - LAWRENCE LIVERMORE</u></b>						
Cluster:	1R&D					
Fed	US Department of Energy - Lawrence Livermore National Lab					
	81.000	DOE LLNL B209032	(774)	-	-	(774)
	81.000	DOE LLNL B338249	4,953	-	-	4,953
	81.000	DOE LLNL B341494	(140,632)	-	-	(140,632)
	81.000	DOE LLNL B506657	64,481	-	-	64,481
	81.000	DOE LLNL B507374	(124,026)	-	-	(124,026)
	81.000	DOE LLNL B515082	25,673	-	-	25,673
	81.000	DOE LLNL B519735	12,620	-	-	12,620
	81.000	DOE LLNL B523819	4,543,822	-	-	4,543,822
	81.000	DOE LLNL B527300	400,325	-	-	400,325
	81.000	DOE LLNL B530384	60,815	-	-	60,815
	81.000	DOE LLNL B532720	40,113	-	-	40,113
	81.000	U Of CA B519836	<u>-</u>	<u>5,885</u>	<u>-</u>	<u>5,885</u>
		Pass-through entity	<u>4,887,370</u>	<u>5,885</u>	<u>-</u>	<u>4,893,255</u>

STATE OF ILLINOIS  
UNIVERSITY OF ILLINOIS  
ATTACHMENT TO SCHEDULE OF EXPENDITURES OF FEDERAL AWARDS  
*Details for Pass-Through Federal Funding Received by University of Illinois*  
Year Ended June 30, 2004

Pass Through Entity Cluster Fed Agency <u>CFDA # and Title of Award</u>	<u>Urbana</u>	<u>Chicago</u>	<u>Springfield</u>	<u>All Campuses</u>
<b><u>US DEPARTMENT OF ENERGY - LOS ALAMOS NATIONAL LAB</u></b>				
Cluster: 1R&D				
Fed US Department of Energy - Los Alamos National Lab				
81.000 DOE 2004-NTN1-23	\$ 4,929	\$ -	\$ -	\$ 4,929
81.000 DOE 47813-001-02 3N	1,912	-	-	1,912
81.000 DOE LANL 3223501019Z	300,964	-	-	300,964
81.000 DOE LANL 54961001-02	37,088	-	-	37,088
81.000 DOE LANL 57384-001-02-8Y	7,506	-	-	7,506
81.000 DOE LANL 69027-001-03 3R	87,693	-	-	87,693
81.000 DOE LANL 71330-001-03 4V	50,000	-	-	50,000
81.000 DOE LANL 81862-001-04 81	43,853	-	-	43,853
81.000 DOE LANL 84765-001-04 43	129,160	-	-	129,160
81.000 DOE LANL H3796-0019	5,240	-	-	5,240
Cluster: Other Programs				
Fed US Department of Energy - Los Alamos National Lab				
81.000 DOE 58442-001-02 3N	7,491	-	-	7,491
	<u>675,836</u>	<u>-</u>	<u>-</u>	<u>675,836</u>
<u>Pass-through entity</u>				
<b><u>US DEPARTMENT OF ENERGY - NATIONAL ENERGY</u></b>				
Cluster: 1R&D				
Fed US Department of Energy - National Energy Technology Lab				
81.000 Netl/Energy Envir-7010001047	-	78,959	-	78,959
81.000 Netl/Energy Environ	-	96,676	-	96,676
81.089 DOE DE-FC26-03NT41994	307,925	-	-	307,925
	<u>307,925</u>	<u>175,635</u>	<u>-</u>	<u>483,560</u>
<u>Pass-through entity</u>				

**STATE OF ILLINOIS  
UNIVERSITY OF ILLINOIS  
ATTACHMENT TO SCHEDULE OF EXPENDITURES OF FEDERAL AWARDS  
Details for Pass-Through Federal Funding Received by University of Illinois  
Year Ended June 30, 2004**

<b>Pass Through Entity Cluster Fed Agency CFDA # and Title of Award</b>	<b><u>Urbana</u></b>	<b><u>Chicago</u></b>	<b><u>Springfield</u></b>	<b><u>All Campuses</u></b>
<b><u>US DEPARTMENT OF ENERGY - NATIONAL RENEWABLE</u></b>				
Cluster: 1R&D				
Fed US Department of Energy - National Renewable Energy Lab				
81.000 DOE AAT-1-30620-05	\$ 71,343	\$ -	\$ -	\$ 71,343
81.000 DOE ACQ-1-30619-07	100,795	-	-	100,795
81.000 DOE ADJ-2-30630-26	106,406	-	-	106,406
81.000 DOE NREL XCX-7-16466	169	-	-	169
81.000 Natl Renewable	-	(58,408)	-	(58,408)
Cluster: Other Programs				
Fed US Department of Energy - National Renewable Energy Lab				
81.000 DOE NREL XCX-2-32231	<u>28,233</u>	<u>-</u>	<u>-</u>	<u>28,233</u>
<u>Pass-through entity</u>	<u>306,946</u>	<u>(58,408)</u>	<u>-</u>	<u>248,538</u>
<b><u>US DEPARTMENT OF ENERGY - OAK RIDGE NATIONAL LAB</u></b>				
Cluster: Other Programs				
Fed US Department of Energy - Oak Ridge National Lab				
81.000 OAK RIDGE NATL LABS	-	(6,064)	-	(6,064)
81.000 Ornl 4000021779	-	37,222	-	37,222
81.064 Oak Ridge 4000007633	<u>-</u>	<u>224,128</u>	<u>-</u>	<u>224,128</u>
<u>Pass-through entity</u>	<u>-</u>	<u>255,286</u>	<u>-</u>	<u>255,286</u>
<b><u>US DEPARTMENT OF ENERGY - SANDIA NATIONAL LAB</u></b>				
Cluster: 1R&D				
Fed US Department of Energy - Sandia National Lab				
81.000 DOE SNL 111198	146,566	-	-	146,566
81.000 DOE SNL 177772	20,896	-	-	20,896
81.000 DOE SNL 187781	49,980	-	-	49,980
81.000 DOE SNL 19316	69,997	-	-	69,997
81.000 DOE SNL 195349	27,336	-	-	27,336
81.000 DOE SNL 23826	27,990	-	-	27,990
81.000 DOE SNL 246992	9,072	-	-	9,072
81.000 DOE SNL 267009	15,276	-	-	15,276
81.000 DOE SNL 269420	11,294	-	-	11,294
81.000 DOE SNL 29794	8,656	-	-	8,656

STATE OF ILLINOIS  
UNIVERSITY OF ILLINOIS  
ATTACHMENT TO SCHEDULE OF EXPENDITURES OF FEDERAL AWARDS  
*Details for Pass-Through Federal Funding Received by University of Illinois*  
Year Ended June 30, 2004

Pass Through Entity  
Cluster

Fed Agency <u>CFDA # and Title of Award</u>	<u>Urbana</u>	<u>Chicago</u>	<u>Springfield</u>	<u>All Campuses</u>
<b><u>US DEPARTMENT OF ENERGY - SANDIA NATIONAL LAB</u></b> (CONTINUED)				
Cluster: 1R&D (Continued)				
Fed US Department of Energy - Sandia National Lab (Continued)				
81.000 DOE SNL 30235	\$ 30,597	\$ -	\$ -	\$ 30,597
81.000 DOE SNL 82883	35,902	-	-	35,902
81.000 DOE SNL 84308	39,388	-	-	39,388
81.000 DOE SNL BB-5512	21,617	-	-	21,617
81.000 Sandia 245205	-	245,321	-	245,321
81.000 Sandia Lab	-	157,268	-	157,268
81.000 Sandia Lab 17733	-	4,773	-	4,773
81.000 Sandia Lab A0359 - PO5029	-	52,356	-	52,356
81.000 Sandia Labs Doe	-	4,526	-	4,526
Cluster: Other Programs				
Fed US Department of Energy - Sandia National Lab				
81.000 DOE SNL A0359	<u>34,000</u>	<u>-</u>	<u>-</u>	<u>34,000</u>
	<u>Pass-through entity</u>	<u>464,244</u>	<u>-</u>	<u>1,012,811</u>

**UT-BATTELLE LLC**

Cluster: 1R&D				
Fed US Department of Energy (DOE)				
81.000 Batelle 4000030600	-	4,338	-	4,338
81.000 Battelle 4000025560	-	341,698	-	341,698
81.000 DOE BATT 4000005538	54,848	-	-	54,848
81.000 DOE BATT 4000005977	82,216	-	-	82,216
81.000 DOE MME 19X-SK917C	48,633	-	-	48,633
81.000 DOE UT 4000030581	16,497	-	-	16,497
81.000 DOE UT-BT 4000009933	35,381	-	-	35,381
81.000 DOE UT-BT 4000021884	15,840	-	-	15,840
Cluster: Other Programs				
Fed US Department of Energy (DOE)				
81.000 Oak Ridge 4000025502	-	18,914	-	18,914
81.000 Ornl 4000015404	<u>-</u>	<u>65,687</u>	<u>-</u>	<u>65,687</u>
	<u>Pass-through entity</u>	<u>430,637</u>	<u>-</u>	<u>684,052</u>

**STATE OF ILLINOIS  
UNIVERSITY OF ILLINOIS  
ATTACHMENT TO SCHEDULE OF EXPENDITURES OF FEDERAL AWARDS  
Details for Pass-Through Federal Funding Received by University of Illinois  
Year Ended June 30, 2004**

<b>Pass Through Entity Cluster Fed Agency CFDA # and Title of Award</b>	<b><u>Urbana</u></b>	<b><u>Chicago</u></b>	<b><u>Springfield</u></b>	<b><u>All Campuses</u></b>
<b><u>VANDERBILT UNIVERSITY</u></b>				
Cluster: 1R&D				
Fed US Department of Education 84.342 Vanderbilt 15067-S12	\$ -	\$ 52,501	\$ -	\$ 52,501
Fed US HHS - National Institutes of Health (NIH) 93.173 Vanderbilt DC03282	-	7,850	-	7,850
Fed US National Science Foundation (NSF) 47.070 SBC VNDRBLT 15917-S3	<u>199,936</u>	<u>-</u>	<u>-</u>	<u>199,936</u>
<u>Pass-through entity</u>	<u>199,936</u>	<u>60,351</u>	<u>-</u>	<u>260,287</u>
<b><u>WASHINGTON STATE UNIVERSITY</u></b>				
Cluster: 1R&D				
Fed US DOT - Department of Transportation 20.000 DOT WSU G001310	<u>(64)</u>	<u>-</u>	<u>-</u>	<u>(64)</u>
<u>Pass-through entity</u>	<u>(64)</u>	<u>-</u>	<u>-</u>	<u>(64)</u>
<b><u>WASHINGTON UNIVERSITY</u></b>				
Cluster: 1R&D				
Fed US HHS - National Institutes of Health (NIH) 93.853 Washington U 02-145	-	18,000	-	18,000
93.853 Washington U Ns42167	-	13,123	-	13,123
Fed US NASA 43.000 Washington U PO No 29709D	-	10,493	-	10,493
Fed US National Science Foundation (NSF) 47.049 SBC WU-HT-02-05 NSF	<u>18,031</u>	<u>-</u>	<u>-</u>	<u>18,031</u>
<u>Pass-through entity</u>	<u>18,031</u>	<u>41,616</u>	<u>-</u>	<u>59,647</u>



STATE OF ILLINOIS  
UNIVERSITY OF ILLINOIS  
ATTACHMENT TO SCHEDULE OF EXPENDITURES OF FEDERAL AWARDS  
*Details for Pass-Through Federal Funding Received by University of Illinois*  
Year Ended June 30, 2004

**Pass Through Entity  
Cluster**

**Fed Agency**

**CFDA # and Title of Award**

**Urbana**

**Chicago**

**Springfield**

**All Campuses**

**WATER SURVEY RESEARCH CENTER**

Cluster: 1R&D

Fed US Department of Interior - Geological Survey  
15.808 CAL - US GEOL SURVEY

\$ 2,464 \$ - \$ - \$ 2,464

Fed US Tennessee Valley Authority (TVA)  
62.001 CAL - MURRAY STATE

2,886 - - 2,886

Cluster: Other Programs

Fed US Environmental Protection Agency (EPA)  
66.001 CAL-NM 2001NTN122  
66.460 CAL - OKLAHOMA CONSV

5,718 - - 5,718  
3,493 - - 3,493

Pass-through entity

14,561 - - 14,561

**WAYNE STATE UNIVERSITY**

Cluster: 1R&D

Fed US HHS - National Institutes of Health (NIH)  
93.279 Wayne State DA12449

- 4,574 - 4,574

Pass-through entity

- 4,574 - 4,574

**WESTAT**

Cluster: 1R&D

Fed US HHS - Health & Human Services  
93.000 Westat Inc HD-3-3345

- 636,243 - 636,243

Fed US HHS - National Institutes of Health (NIH)  
93.394 WESTAT NO1-HD-3-3162

- (203,088) - (203,088)

Pass-through entity

- 433,155 - 433,155

STATE OF ILLINOIS  
UNIVERSITY OF ILLINOIS  
ATTACHMENT TO SCHEDULE OF EXPENDITURES OF FEDERAL AWARDS  
*Details for Pass-Through Federal Funding Received by University of Illinois*  
Year Ended June 30, 2004

Pass Through Entity Cluster Fed Agency <u>CFDA # and Title of Award</u>	<u>Urbana</u>	<u>Chicago</u>	<u>Springfield</u>	<u>All Campuses</u>
<b><u>WESTERN ILLINOIS UNIVERSITY</u></b>				
Cluster: Other Programs				
Fed US Department of Education				
84.338 ISBE WIU 5-29031	\$ 33,011	\$ -	\$ -	\$ 33,011
84.338 ISBE WIU 5-29120	11,014	-	-	11,014
84.338 Western Illinois U	-	66,513	-	66,513
84.338 WIU S338A000023	-	<u>1,732</u>	-	<u>1,732</u>
	<u>44,025</u>	<u>68,245</u>	-	<u>112,270</u>
<u>Pass-through entity</u>				
<b><u>WESTERN MICHIGAN UNIVERSITY</u></b>				
Cluster: Other Programs				
Fed US Department of Education				
84.334 W Michigan 22 223320	-	<u>57,123</u>	-	<u>57,123</u>
	<u>-</u>	<u>57,123</u>	-	<u>57,123</u>
<u>Pass-through entity</u>				
<b><u>WESTINGHOUSE SAVANNAH RIVER CO</u></b>				
Cluster: 1R&D				
Fed US Department of Energy (DOE)				
81.000 DOE 2001-MDN2-36	<u>3,854</u>	-	-	<u>3,854</u>
	<u>3,854</u>	-	-	<u>3,854</u>
<u>Pass-through entity</u>				
<b><u>WISCONSIN DEPARTMENT OF NATURAL RESOURCES</u></b>				
Cluster: 1R&D				
Fed US Department of Interior - Fish & Wildlife				
15.615 WI DNR USFWS2	<u>2,243</u>	-	-	<u>2,243</u>
	<u>2,243</u>	-	-	<u>2,243</u>
<u>Pass-through entity</u>				

STATE OF ILLINOIS  
UNIVERSITY OF ILLINOIS  
ATTACHMENT TO SCHEDULE OF EXPENDITURES OF FEDERAL AWARDS  
*Details for Pass-Through Federal Funding Received by University of Illinois*  
Year Ended June 30, 2004

Pass Through Entity  
Cluster

Fed Agency <u>CFDA # and Title of Award</u>	<u>Urbana</u>	<u>Chicago</u>	<u>Springfield</u>	<u>All Campuses</u>
<b><u>WISCONSIN DEPARTMENT OF PUBLIC INSTRUCTION</u></b>				
Cluster: 1R&D				
Fed US Department of Education 84.368 DE SUB WIDA PAC00000728	\$ 107,493	\$ -	\$ -	\$ 107,493
Fed US HHS - National Institute of Child Health & Human Development 93.000 PHS ANTC SUB STAHL	(1,118)	-	-	(1,118)
<u>Pass-through entity</u>	<u>106,375</u>	<u>-</u>	<u>-</u>	<u>106,375</u>
<b><u>WOMENS BUREAU CHICAGO</u></b>				
Cluster: 1R&D				
Fed US Department of Labor (DOL) 17.000 Womens Bureau 214114	-	3,587	-	3,587
<u>Pass-through entity</u>	<u>-</u>	<u>3,587</u>	<u>-</u>	<u>3,587</u>
<b><u>WORKFORCE BOARD NORTHERN COOK</u></b>				
Cluster: Federal Transit				
Fed US DOT - Department of Transportation 20.507 Workforce Board	-	56,532	-	56,532
<u>Pass-through entity</u>	<u>-</u>	<u>56,532</u>	<u>-</u>	<u>56,532</u>
<b><u>WRIGHT STATE UNIV</u></b>				
Cluster: 1R&D				
Fed US Department of Defense - Army 12.400 Army Wright State 904-03-C-1788	38,358	-	-	38,358
Fed US National Science Foundation (NSF) 47.070 Wright BCS-9980054	-	56,229	-	56,229
<u>Pass-through entity</u>	<u>38,358</u>	<u>56,229</u>	<u>-</u>	<u>94,587</u>

STATE OF ILLINOIS  
UNIVERSITY OF ILLINOIS  
ATTACHMENT TO SCHEDULE OF EXPENDITURES OF FEDERAL AWARDS  
*Details for Pass-Through Federal Funding Received by University of Illinois*  
Year Ended June 30, 2004

Pass Through Entity Cluster	Fed Agency CFDA # and Title of Award	<u>Urbana</u>	<u>Chicago</u>	<u>Springfield</u>	<u>All Campuses</u>
<b><u>YALE UNIVERSITY</u></b>					
Cluster:	1R&D				
Fed	US HHS - Health & Human Services				
	93.361 Yale U 1 R01 Nr008048-01a1	\$ -	\$ 24,322	\$ -	\$ 24,322
	93.942 PHS Sub Yale A05578	7,057	-	-	7,057
Fed	US HHS - National Institutes of Health (NIH)				
	93.242 Yale University Y040007	-	19,988	-	19,988
		<u>7,057</u>	<u>44,310</u>	<u>-</u>	<u>51,367</u>
	<u>Pass-through entity</u>				
		<u>\$ 51,615,854</u>	<u>\$ 36,940,925</u>	<u>\$ 913,490</u>	<u>\$ 89,470,269</u>
<b>GRAND TOTALS pass thru funding:</b>					

**STATE OF ILLINOIS  
UNIVERSITY OF ILLINOIS  
NOTES TO SCHEDULE OF EXPENDITURES OF FEDERAL AWARDS  
Year Ended June 30, 2004**

**NOTE 1 - SCOPE OF AUDIT PURSUANT TO OMB CIRCULAR A-133**

All federal grant operations of the University of Illinois (University) are included in the scope of the audit pursuant to Office of Management and Budget (OMB) Circular A-133, *Audits of States, Local Governments, and Non-Profit Organizations* (Single Audit). The Single Audit was performed in accordance with the provisions of the *OMB Circular A-133 Compliance Supplement*. Testing of all applicable compliance requirements, as described in the Compliance Supplement, was performed in accordance with the guidance provided by the Compliance Supplement. For programs not included in the Compliance Supplement, compliance testing was performed in accordance with the compliance requirements determined by researching the statutes, regulations, and grant agreements governing the individual programs or by researching the *Catalog of Federal Domestic Assistance*. Additionally, some agencies have developed audit guidance for programs not included in the Compliance Supplement. The University's major programs for which compliance testing was performed are as follows:

- Research and Development Cluster
- Student Financial Aid Cluster
- Child Care Cluster
- Maternal and Child Health Services
- State and Local Homeland Security Training Program
- Occupational Safety and Health Training Grants

The Office of the Inspector General of the U.S. Department of Defense has been designated as the University's cognizant agency for the Single Audit.

**NOTE 2 - FISCAL PERIOD AUDITED**

Single Audit testing procedures were performed for program transactions occurring during the fiscal year ended June 30, 2004, in accordance with OMB Circular A-133.

**NOTE 3 - BASIS OF PRESENTATION**

The accompanying schedule of expenditures of federal awards includes the federal awards activity of the University of Illinois for the year ended June 30, 2004, and is presented on the accrual basis of accounting. The information in this schedule is presented in accordance with the requirements of OMB Circular A-133, *Audits of States, Local Governments, and Non-Profit Organizations*. Therefore, some amounts presented in this schedule may differ from amounts presented in, or used in the preparation of, the basic financial statements.

The schedule designates federal awards as direct, pass-through, or indirect. Direct awards represent federal funding awarded directly to the University by a federal funding agency. Pass-through awards are federal awards passed through a State of Illinois department or agency to the University. Indirect awards represent federal awards passed to the University through nongovernmental entities or governmental entities other than the State of Illinois.

**STATE OF ILLINOIS  
UNIVERSITY OF ILLINOIS  
NOTES TO SCHEDULE OF EXPENDITURES OF FEDERAL AWARDS  
Year Ended June 30, 2004**

**NOTE 4 - FINDINGS**

There were material weaknesses in internal control over compliance that were identified in connection with the 2004 Single Audit as disclosed in the schedule of findings and questioned costs. The status of the findings of noncompliance identified in connection with the 2003 and previous audits is presented in the Matrix of Prior Findings section of this Compliance Report.

**NOTE 5 - MAJOR PROGRAMS**

In accordance with OMB Circular A-133, major programs of the University are an individual award or a number of awards in a category of federal awards determined to be major using a risk-based approach. The risk-based approach includes consideration of such criteria as current and prior audit experience, oversight by federal agencies and pass-through entities, and the inherent risk of the federal program. Under the risk-based approach, programs are classified as either "Type A" or "Type B." A Type A program is determined pursuant to formulas based on total federal awards expended. For the University, all programs with federal awards expended exceeding \$3 million are identified as Type A programs. Federal programs not identified as Type A programs are Type B programs.

**NOTE 6 - CHILD CARE CLUSTER (93.575, 93.558, 93.667, and 93.596)**

The University of Illinois received a pass-through grant from Illinois Department of Human Services (IDHS) to review the applications of families for subsidized day care. The University expended federal funds in the amount of \$1,015,634 during FY04 to provide this service. The applications were reviewed according to guidelines set by the Illinois Department of Human Services, who was the prime recipient of the federal funds. As a result of the University's application review, the State Comptroller distributed \$8,244,424 to day care providers. The application review procedures were audited as part of the FY04 A-133 audit.

**NOTE 7 - STUDENT LOAN PROGRAMS**

As disclosed in the noncash federal awards section of the schedule of expenditures of federal awards, the Federal Direct Student Loan Program (84.268) administered by the University awarded approximately \$103.3 million at the Urbana campus and \$97.2 million at the Chicago campus. The value of federal loans issued at the Springfield campus under the Federal Family Education Loans Program (84.032) totaled approximately \$10.6 million.

The value of the federal capital contributions received under the Federal Perkins Loan Program (Perkins) was approximately \$733,000 for the year ended June 30, 2004. The value of federal capital contributions received under the Health Professions Student Loans Program (HPSL) was approximately \$376,000 for the year ended June 30, 2004. The values of new loans issued to students for the year ended June 30, 2004 were approximately \$10.6 million for Perkins (84.038), \$1.8 million for HPSL (93.342), and \$.1 million for Loans to Disadvantaged Students (LDS) (93.342). The total loan balances outstanding at June 30, 2004 were approximately \$41.2 million for Perkins, \$10.2 million for HPSL, and \$.3 million for LDS.

**STATE OF ILLINOIS  
UNIVERSITY OF ILLINOIS  
NOTES TO SCHEDULE OF EXPENDITURES OF FEDERAL AWARDS  
Year Ended June 30, 2004**

**NOTE 8 - SUBRECIPIENTS**

Of the federal expenditures presented in the schedule, the University provided federal awards to subrecipients as follows:

<b>Federal Agency Name/CFDA Number</b>	<b>CFDA Program Name</b>	<b>Amount Provided to Subrecipients</b>
<b><u>U.S. AG - COOPERATIVE STATE RESEARCH, EDUCATION, AND EXTENSION SERVICE (CSREES)</u></b>		
10.200	Grants for Agricultural Research, Special Research Grants	\$ 1,054,408
10.206	Grants for Agricultural Research_Competitive Research Grants	292,979
10.217	Higher Education Challenge Grants	12,137
10.302	Initiative for Future Agriculture and Food Systems	129,049
10.303	Integrated Programs	94,295
<b><u>U.S. AG - ECONOMIC RESEARCH SERVICE (ERS)</u></b>		
10.216	1890 Institution Capacity Building Grants	30,000
<b><u>U.S. DEPARTMENT OF AGRICULTURE</u></b>		
10.000	Department of Agriculture - general	82,583
10.001	Agricultural Research_Basic and Applied Research	35,613
10.500	Cooperative Extension Service (Smith-Lever)	3,795
<b><u>U.S. AGENCY FOR INTERNATIONAL DEVELOPMENT (AID)</u></b>		
98.000	Agency for International Development - general	242,773
<b><u>U.S. CORPORATION FOR NATIONAL &amp; COMMUNITY SERVICE</u></b>		
94.006	AmeriCorps	133,659
<b><u>U.S. DEPARTMENT OF COMMERCE</u></b>		
11.000	Department of Commerce - general	46,522
<b><u>U.S. DEPARTMENT OF COMMERCE - NATIONAL INSTITUTE OF STANDARDS AND TECHNOLOGY (NIST)</u></b>		
11.609	Measurement and Engineering Research and Standards	66,486
<b><u>U.S. DEPARTMENT OF COMMERCE - NATIONAL OCEANIC AND ATMOSPHERIC ADMINISTRATION (NOAA)</u></b>		
11.417	Sea Grant Support	617,859

**STATE OF ILLINOIS  
UNIVERSITY OF ILLINOIS  
NOTES TO SCHEDULE OF EXPENDITURES OF FEDERAL AWARDS  
Year Ended June 30, 2004**

**NOTE 8 - SUBRECIPIENTS (CONTINUED)**

<b>Federal Agency Name/CFDA Number</b>	<b><u>CFDA Program Name</u></b>	<b><u>Amount Provided to Subrecipients</u></b>
<b><u>U.S. DEPARTMENT OF DEFENSE</u></b>		
12.431	Basic Scientific Research	\$ 49,352
<b><u>U.S. DEPARTMENT OF DEFENSE - AIR FORCE</u></b>		
12.000	Department of Defense - general	7,743
12.630	Basic, Applied, and Advanced Research in Science and Engineering	957,380
12.800	Air Force Defense Research Sciences Program	927,397
12.910	Research and Technology Development	157,667
<b><u>U.S. DEPARTMENT OF DEFENSE - ARMY</u></b>		
12.431	Basic Scientific Research	99,000
<b><u>U. S. DEPARTMENT OF DEFENSE - ARMY CERL</u></b>		
12.100	Aquatic Plant Control	18,728
<b><u>U.S. DEPARTMENT OF DEFENSE - ARMY CERL CHAMPAIGN</u></b>		
12.100	Aquatic Plant Control	202,978
<b><u>U.S. DEPARTMENT OF DEFENSE - NATIONAL SECURITY AGENCY</u></b>		
12.901	Mathematical Sciences Grants Program	58,000
<b><u>U.S. DEPARTMENT OF DEFENSE - NAVY</u></b>		
12.300	Basic and Applied Scientific Research	775,879
<b><u>U.S. DEPARTMENT OF DEFENSE - OFFICE OF NAVAL RESEARCH (ONR)</u></b>		
12.000	Department of Defense - general	37,823
12.300	Basic and Applied Scientific Research	2,626,258
12.431	Basic Scientific Research	1,568,236
12.800	Air Force Defense Research Sciences Program	61,000
12.910	Research and Technology Development	717,560



**STATE OF ILLINOIS  
UNIVERSITY OF ILLINOIS  
NOTES TO SCHEDULE OF EXPENDITURES OF FEDERAL AWARDS  
Year Ended June 30, 2004**

**NOTE 8 - SUBRECIPIENTS (CONTINUED)**

<b>Federal Agency Name/CFDA Number</b>	<b><u>CFDA Program Name</u></b>	<b><u>Amount Provided to Subrecipients</u></b>
<b><u>U.S. DEPARTMENT OF EDUCATION</u></b>		
84.015	National Resource Centers and Fellowships Program for Language and Area or Language and International Studies	\$ 314,384
84.116	Fund for the Improvement of Postsecondary Education	11,639
84.133	National Institute on Disability and Rehabilitation Research	755,564
84.186	Safe and Drug-Free Schools and Communities_State Grants	10,800
84.224	Assistive Technology	10,000
84.305	Education Research, Development and Dissemination	401,833
84.324	Special Education_Research and Innovation to Improve Services and Results for Children with Disabilities	54,779
84.326	Special Education_Technical Assistance and Dissemination to Improve Services and Results for Children with Disabilities	207,302
84.334	Gaining Early Awareness and Readiness for Undergraduate Programs	218,552
84.336	Teacher Quality Enhancement Grants	139,467
84.342	Preparing Tomorrow's Teachers to Use Technology	6,804
<b><u>U.S. DEPARTMENT OF ENERGY (DOE)</u></b>		
81.000	Department of Energy - general	123,812
81.049	Office of Science Financial Assistance Program	220,586
81.064	Office of Scientific and Technical Information	226,380
81.086	Conservation Research and Development	263,150
81.089	Fossil Energy Research and Development	89,682
81.107	Oil Recovery Demonstration	11,000
<b><u>U.S. DEPARTMENT OF HOUSING &amp; URBAN DEVELOPMENT (HUD)</u></b>		
14.850	Public and Indian Housing	(19,996)
<b><u>U.S. DEPARTMENT OF INTERIOR</u></b>		
15.000	Department of the Interior - general	40,598
<b><u>U.S. DEPARTMENT OF INTERIOR - GEOLOGICAL SURVEY</u></b>		
15.805	Assistance to State Water Resources Research Institutes	19,120
<b><u>U.S. DEPARTMENT OF JUSTICE (DOJ)</u></b>		
16.541	Developing, Testing and Demonstrating Promising New Programs	301,306
16.560	National Institute of Justice Research, Evaluation, and Development Project Grants	72,146
16.710	Public Safety Partnership and Community Policing Grants	41,233

**STATE OF ILLINOIS  
UNIVERSITY OF ILLINOIS  
NOTES TO SCHEDULE OF EXPENDITURES OF FEDERAL AWARDS  
Year Ended June 30, 2004**

**NOTE 8 - SUBRECIPIENTS (CONTINUED)**

<b>Federal Agency Name/CFDA Number</b>	<b>CFDA Program Name</b>	<b>Amount Provided to Subrecipients</b>
<b><u>U.S. DEPARTMENT OF LABOR (DOL)</u></b>		
17.000	Department of Labor - general	\$ 24,651
<b><u>U.S. DEPARTMENT OF TRANSPORTATION (DOT)</u></b>		
20.000	Department of Transportation - general	38,778
20.205	Highway Planning and Construction	25,287
20.215	Highway Training and Education	26,468
20.600	State and Community Highway Safety	51,273
<b><u>U.S. DOT - FEDERAL AVIATION ADMINISTRATION (FAA)</u></b>		
20.109	Air Transportation Centers of Excellence	40,190
<b><u>U.S. ENVIRONMENTAL PROTECTION AGENCY (EPA)</u></b>		
66.305	Compliance Assistance_Support for Services to the Regulated Community and Other Assistance Providers	19,312
66.500	Environmental Protection_Consolidated Research	(40)
66.509	Science To Achieve Results (STAR) Program	2,088
66.606	Surveys, Studies, Investigations and Special Purpose Grants	326,787
66.607	Training and Fellowships for the Environmental Protection Agency	25,306
66.609	Protection of Children and Older Adults (Elderly) from Environmental Health Risks	14,533
<b><u>U.S. HHS - ADMINISTRATION FOR CHILDREN AND FAMILIES (ACF)</u></b>		
93.670	Child Abuse and Neglect Discretionary Activities	39,954
<b><u>U.S. HHS - CENTERS FOR DISEASE CONTROL AND PREVENTION (CDC)</u></b>		
93.000	Department of Health and Human Services - general	5,600
93.184	Disabilities Prevention	83,613
93.263	Occupational Safety and Health_Training Grants	107,671
93.283	Centers for Disease Control and Prevention_Investigations and Technical Assistance	680,986
93.941	HIV Demonstration, Research, Public and Professional Education Projects	214,909
93.942	Research, Treatment and Education Programs on Lyme Disease in the United States	107,062
93.943	Epidemiologic Research Studies of Acquired Immunodeficiency Syndrome (AIDS) and Human Immunodeficiency Virus (HIV) Infection in Selected Population Groups	363,244
93.945	Assistance Programs for Chronic Disease Prevention and Control	130,001

**STATE OF ILLINOIS  
UNIVERSITY OF ILLINOIS  
NOTES TO SCHEDULE OF EXPENDITURES OF FEDERAL AWARDS  
Year Ended June 30, 2004**

**NOTE 8 - SUBRECIPIENTS (CONTINUED)**

<b>Federal Agency Name/CFDA Number</b>	<b>CFDA Program Name</b>	<b>Amount Provided to Subrecipients</b>
<b><u>U.S. DEPARTMENT OF HEALTH &amp; HUMAN SERVICES (HHS)</u></b>		
93.226	Research on Healthcare Costs, Quality and Outcomes	\$ 20,060
93.242	Mental Health Research Grants	39,173
93.283	Centers for Disease Control and Prevention_ Investigations and Technical Assistance	91,800
93.361	Nursing Research	4,266
93.674	Chafee Foster Care Independent Living	115,792
93.837	Heart and Vascular Diseases Research	28,047
93.865	Child Health and Human Development Extramural Research	11,954
93.866	Aging Research	30,400
93.867	Vision Research	17,178
93.927	Health Centers Grants for Residents of Public Housing	24,559
93.959	Block Grants for Prevention and Treatment of Substance Abuse	12,000
<b><u>U.S. HHS - HEALTH RESOURCES AND SERVICES ADMINISTRATION (HRSA)</u></b>		
93.000	Department of Health and Human Services - general	25,000
93.145	AIDS Education and Training Centers	1,331,749
93.222	Centers for Medical Education Research	6,884
93.224	Community Health Centers	22,095
93.249	Public Health Training Centers Grant Program	35,714
93.359	Nurse Education, Practice and Retention Grants	1,749
93.822	Health Careers Opportunity Program	140,015
93.914	HIV Emergency Relief Project Grants	230,344
93.915	HIV Emergency Relief Formula Grants	8,610
93.918	Grants to Provide Outpatient Early Intervention Services with Respect to HIV Disease	21,970
93.924	Ryan White HIV/AIDS Dental Reimbursements	42,666
<b><u>U.S. HHS - JOHN E. FOGARTY INTERNATIONAL CENTER</u></b>		
93.989	International Research and Research Training	184,132
<b><u>U.S. HHS - NATIONAL CANCER INSTITUTE</u></b>		
93.000	Department of Health and Human Services - general	307,793
93.395	Cancer Treatment Research	141,104
93.396	Cancer Biology Research	5,524
93.399	Cancer Control	149,462
<b><u>U.S. HHS - NATIONAL CENTER MINORITY HEALTH &amp; HEALTH DISPARITIES</u></b>		
93.307	Minority Health and Health Disparities Research	23,904

**STATE OF ILLINOIS  
UNIVERSITY OF ILLINOIS  
NOTES TO SCHEDULE OF EXPENDITURES OF FEDERAL AWARDS  
Year Ended June 30, 2004**

**NOTE 8 - SUBRECIPIENTS (CONTINUED)**

<b>Federal Agency Name/CFDA Number</b>	<b>CFDA Program Name</b>	<b>Amount Provided to Subrecipients</b>
<b><u>U.S. HHS - NATIONAL HEART, LUNG &amp; BLOOD INSTITUTE</u></b>		
93.837	Heart and Vascular Diseases Research	\$ 13,338
<b><u>U.S. HHS - NATIONAL INSTITUTE OF CHILD HEALTH &amp; HUMAN DEVELOPMENT</u></b>		
93.865	Child Health and Human Development Extramural Research	313,352
<b><u>U.S. HHS - NATIONAL INSTITUTE OF ENVIRONMENTAL &amp; HEALTH SCIENCES</u></b>		
93.113	Biological Response to Environmental Health Hazards	25,797
<b><u>U.S. HHS - NATIONAL INSTITUTE OF NEUROLOGICAL DISORDERS &amp; STROKE</u></b>		
93.853	Extramural Research Programs in the Neurosciences and Neurological Disorders	361
<b><u>U.S. HHS - NATIONAL INSTITUTE ON DRUG ABUSE</u></b>		
93.279	Drug Abuse Research Programs	76,103
<b><u>U.S. HHS - NATIONAL INSTITUTES OF HEALTH (NIH)</u></b>		
93.000	Department of Health and Human Services - general	538,825
93.115	Biometry and Risk Estimation_Health Risks from Environmental Exposures	994,668
93.121	Oral Diseases and Disorders Research	115,840
93.143	NIEHS Superfund Hazardous Substances_Basic Research and Education	12,810
93.168	International Cooperative Biodiversity Groups Program	68,359
93.172	Human Genome Research	103,429
93.173	Research Related to Deafness and Communication Disorders	325,566
93.208	Great Lakes Human Health Effects Research	88,728
93.242	Mental Health Research Grants	844,769
93.262	Occupational Safety and Health Research Projects	32,611
93.263	Occupational Safety and Health_Training Grants	31,476
93.273	Alcohol Research Programs	230,940
93.277	Career Development Awards	6,400
93.279	Drug Abuse Research Programs	711,845
93.282	Mental Health National Research Service Awards for Research Training	16,000
93.283	Centers for Disease Control and Prevention_Investigations and Technical Assistance	40,481
93.286	Discovery and Applied Research	185,081
93.333	General Clinical Research Centers	14,797

**STATE OF ILLINOIS  
UNIVERSITY OF ILLINOIS  
NOTES TO SCHEDULE OF EXPENDITURES OF FEDERAL AWARDS  
Year Ended June 30, 2004**

**NOTE 8 - SUBRECIPIENTS (CONTINUED)**

<b>Federal Agency Name/CFDA Number</b>	<b>CFDA Program Name</b>	<b>Amount Provided to Subrecipients</b>
<b><u>U.S. HHS - NATIONAL INSTITUTES OF HEALTH (NIH) (CONTINUED)</u></b>		
93.361	Nursing Research	\$ 404,679
93.371	Biomedical Research Technology	2,977
93.393	Cancer Cause and Prevention Research	34,694
93.394	Cancer Detection and Diagnosis Research	34,498
93.395	Cancer Treatment Research	364,492
93.396	Cancer Biology Research	3,796
93.399	Cancer Control	403,567
93.589	Refugee Assistance_Naturalization and Citizenship Activities	47,492
93.600	Head Start	831,833
93.821	Cell Biology and Biophysics Research	74,899
93.837	Heart and Vascular Diseases Research	185,737
93.838	Lung Diseases Research	290,288
93.839	Blood Diseases and Resources Research	132,047
93.846	Arthritis, Musculoskeletal and Skin Diseases Research	68,024
93.849	Kidney Diseases, Urology and Hematology Research	100,958
93.853	Extramural Research Programs in the Neurosciences and Neurological Disorders	114,923
93.854	Biological Basis Research in the Neurosciences	869,021
93.855	Allergy, Immunology and Transplantation Research	35,000
93.856	Microbiology and Infectious Diseases Research	905,396
93.859	Biomedical Research and Research Training	352,555
93.864	Population Research	155,567
93.865	Child Health and Human Development Extramural Research	553,370
93.866	Aging Research	424,938
93.867	Vision Research	109,590
93.879	Medical Library Assistance	179,262
93.929	Center for Medical Rehabilitation Research	30,945
93.960	Special Minority Initiatives	91,217
93.989	International Research and Research Training	116,522
<b><u>U.S. HHS - SUBSTANCE ABUSE &amp; MENTAL HEALTH SERVICES ADMINISTRATION (SAMHSA)</u></b>		
93.230	Consolidated Knowledge Development and Application (KD&A) Program	252,090
<b><u>U.S. INSTITUTE OF MUSEUM &amp; LIBRARY SERVICES (IMLS)</u></b>		
45.312	National Leadership Grants	23,098

**STATE OF ILLINOIS  
UNIVERSITY OF ILLINOIS  
NOTES TO SCHEDULE OF EXPENDITURES OF FEDERAL AWARDS  
Year Ended June 30, 2004**

**NOTE 8 - SUBRECIPIENTS (CONTINUED)**

<b><u>Federal Agency Name/CFDA Number</u></b>	<b><u>CFDA Program Name</u></b>	<b><u>Amount Provided to Subrecipients</u></b>
<b><u>U.S. NASA</u></b>		
43.002	Technology Transfer	\$ 4,607
<b><u>U.S. NASA - AMES RESEARCH CENTER</u></b>		
43.000	National Aeronautics and Space Administration - general	90,000
<b><u>U.S. NASA - GLENN RESEARCH CENTER AT LEWIS FIELD</u></b>		
43.000	National Aeronautics and Space Administration - general	41,711
<b><u>U.S. NASA - GODDARD SPACE FLIGHT CENTER</u></b>		
43.000	National Aeronautics and Space Administration - general	368,927
<b><u>U.S. NATIONAL ENDOWMENT FOR THE HUMANITIES (NEH)</u></b>		
45.163	Promotion of the Humanities_Professional Development	69,833
<b><u>U.S. NATIONAL SCIENCE FOUNDATION (NSF)</u></b>		
47.041	Engineering Grants	5,108,351
47.049	Mathematical and Physical Sciences	369,011
47.050	Geosciences	287,147
47.070	Computer and Information Science and Engineering	15,628,099
47.074	Biological Sciences	362,853
47.075	Social, Behavioral, and Economic Sciences	131,890
47.076	Education and Human Resources	566,776
47.078	Polar Programs	12,424
<b><u>U.S. SOCIAL SECURITY ADMINISTRATION</u></b>		
96.007	Social Security_Research and Demonstration	1,518,159
<b><u>U.S. STATE DEPARTMENT</u></b>		
19.418	Educational Exchange_Fulbright American Studies Institutes	<u>7,000</u>
<b>TOTAL PROVIDED TO SUBRECIPIENTS</b>		<b><u>\$ 56,580,756</u></b>