

**STATE OF ILLINOIS
UNIVERSITY OF ILLINOIS
COMPLIANCE EXAMINATION
(In Accordance With the Single Audit Act
and OMB Circular A-133)**

**Year Ended June 30, 2008
Performed as Special Assistant Auditors
for the Auditor General, State of Illinois**



**Clifton
Gunderson LLP**
Certified Public Accountants & Consultants

**STATE OF ILLINOIS
UNIVERSITY OF ILLINOIS
COMPLIANCE EXAMINATION
Year Ended June 30, 2008**

TABLE OF CONTENTS

	PAGE
UNIVERSITY OFFICIALS	iii
MANAGEMENT ASSERTION LETTER	iv
COMPLIANCE EXAMINATION	
Compliance Report Summary.....	1
Auditor's Reports:	
Independent Accountant's Report on State Compliance and on Internal Control Over Compliance for State Compliance Purposes.....	4
Report on Compliance With Requirements Applicable to Each Major Program and on Internal Control Over Compliance and Schedule of Expenditures of Federal Awards in Accordance With OMB Circular A-133	7
Schedule of Findings and Questioned Costs:	
Summary of Auditor's Results.....	10
Current Findings:	
<i>Government Auditing Standards</i>	11
State Compliance	24
Prior Findings Not Repeated.....	31

**STATE OF ILLINOIS
UNIVERSITY OF ILLINOIS
COMPLIANCE EXAMINATION
Year Ended June 30, 2008**

TABLE OF CONTENTS

	PAGE
FINANCIAL RELATED INFORMATION	
Financial Related Information Summary.....	32
Financial Related Schedules:	
Schedule of Expenditures of Federal Awards.....	33
Attachments to Schedule of Expenditures of Federal Awards:	
Non-Cash Federal Awards.....	93
Detail of Pass-Through Federal Funding.....	95
Notes to Schedule of Expenditures of Federal Awards	242
 OTHER REPORTS ISSUED BY CLIFTON GUNDERSON LLP AS SPECIAL ASSISTANT AUDITORS FOR THE AUDITOR GENERAL OF THE STATE OF ILLINOIS	
Annual Financial Report of the University of Illinois for the Year Ended June 30, 2008, which is incorporated herein by reference	
Supplemental Financial Information Report for the Year Ended June 30, 2008, which is incorporated herein by reference	
Annual Financial Report of the University of Illinois Auxiliary Facilities System for the Year Ended June 30, 2008, which is incorporated herein by reference	
Annual Financial Report of the University of Illinois Health Services Facilities System for the Year Ended June 30, 2008, which is incorporated herein by reference	
Annual Financial Report of the Willard Airport Facility for the Year Ended June 30, 2008, which is incorporated herein by reference	
Report Required Under <i>Government Auditing Standards</i> for the Year Ended June 30, 2008, which is incorporated herein by reference	

**STATE OF ILLINOIS
UNIVERSITY OF ILLINOIS
UNIVERSITY OFFICIALS
Year Ended June 30, 2008**

B. Joseph White	President
Thomas R. Bearrows	University Counsel
Walter K. Knorr	Vice President and Chief Financial Officer and Comptroller
Douglas E. Beckmann	Senior Associate Vice President for Business and Finance
Patrick M. Patterson	Controller
Julie A. Zemaitis	Executive Director of University Audits
Eric A. Gislason	Interim Chancellor, University of Illinois at Chicago
Heather J. Haberaecker	Executive Assistant Vice President for Business and Finance at Chicago
Richard D. Ringeisen	Chancellor, University of Illinois at Springfield
Michael D. Bohl	Assistant Vice President for Business and Finance at Springfield
Richard Herman	Chancellor, University of Illinois at Urbana- Champaign
Ginger L. Velazquez	Interim Assistant Vice President for Business and Finance at Urbana-Champaign

Administrative offices are located at:

Central Administration
238 Henry Administration Building
506 South Wright Street
Urbana, Illinois 61801

Chicago Campus
809 South Marshfield
Room 608
Chicago, Illinois 60612

Springfield Campus
Building Services Building
Room 59
Springfield, Illinois 62794-9243

Urbana-Champaign Campus
104 Coble Hall
801 South Wright Street
Champaign, Illinois 61820

UNIVERSITY OF ILLINOIS

Chicago • Springfield • Urbana-Champaign

Executive Assistant Vice President for Business and Finance
Office of Business and Financial Services
809 S. Marshfield Avenue, M/C 078
Chicago, Illinois 60612-7206

March 5, 2009

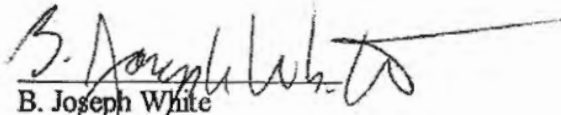
Clifton Gunderson LLP
301 SW Adams Street, Suite 900
PO Box 1835
Peoria, IL 61656-1835

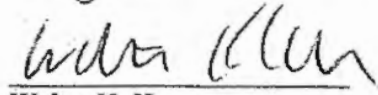
Ladies and Gentlemen:


We are responsible for the identification of, and compliance with, all aspects of laws, regulations, contracts, or grant agreements that could have a material effect on the operations of the University. We are responsible for and we have established and maintained an effective system of internal controls over compliance requirements. We have performed an evaluation of the University's compliance with the following assertions during the year ended June 30, 2008. Based on this evaluation, we assert that during the year ended June 30, 2008, the University has materially complied with the assertions below.

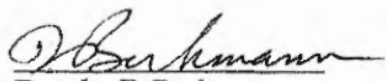
- A. The University has obligated, expended, received and used public funds of the State in accordance with the purpose for which such funds have been appropriated or otherwise authorized by law.
- B. The University has obligated, expended, received and used public funds of the State in accordance with any limitations, restrictions, conditions or mandatory directions imposed by law upon such obligation, expenditure, receipt or use.
- C. The University has complied, in all material respects, with applicable laws and regulations, including the State uniform accounting system, in its financial and fiscal operations.
- D. State revenues and receipts collected by the University are in accordance with applicable laws and regulations and the accounting and recordkeeping of such revenues and receipts is fair, accurate and in accordance with law.
- E. Money or negotiable securities or similar assets handled by the University on behalf of the State or held in trust by the University have been properly and legally administered, and the accounting and recordkeeping relating thereto is proper, accurate and in accordance with law.

Yours very truly,


B. Joseph White
President


Walter K. Knorr
Vice President and Chief Financial
Officer and Comptroller


Thomas R. Beartows
University Counsel


Douglas E. Beckmann
Senior Associate Vice President for
Business and Finance

**STATE OF ILLINOIS
UNIVERSITY OF ILLINOIS
COMPLIANCE REPORT SUMMARY
Year Ended June 30, 2008**

The compliance testing performed during this examination was conducted in accordance with *Government Auditing Standards* and in accordance with the Illinois State Auditing Act.

Accountant's Report

The Independent Accountant's Report on State Compliance and on Internal Control Over Compliance for State Compliance Purposes does not contain scope limitations, disclaimers, or other significant nonstandard language.

Summary of Findings

	<u>Number of</u>	<u>Current Report</u>	<u>Prior Report</u>
Findings		12	9
Repeated findings		5	4
Prior recommendations implemented or not repeated		4	3

Details of findings are presented in the separately tabbed report section of this report.

Schedule of Findings and Questioned Costs

<u>Item No.</u>	<u>Page</u>	<u>Description</u>	<u>Finding Type</u>
FINDINGS (GOVERNMENT AUDITING STANDARDS)			
08-1	11	Energy Resource Center – CMS Intergovernmental Agreement (Chicago Campus)	Material Weakness, Noncompliance
08-2	14	Inappropriate Charges Paid by University (Chicago Campus)	Significant Deficiency, Noncompliance
08-3	16	University P-Card (University Wide)	Significant Deficiency
08-4	18	Insufficient Internal Controls over Utilities (University Administration)	Significant Deficiency
08-5	20	System Access Controls (University Administration)	Significant Deficiency
08-6	22	Grant Revenue Overdrafts (University Administration)	Significant Deficiency, Noncompliance
08-7	23	Deferred Revenue Calculated Incorrectly (University Administration)	Significant Deficiency

**STATE OF ILLINOIS
UNIVERSITY OF ILLINOIS
COMPLIANCE REPORT SUMMARY
Year Ended June 30, 2008**

Schedule of Findings and Questioned Costs (Continued)

<u>Item No.</u>	<u>Page</u>	<u>Description</u>	<u>Finding Type</u>
FINDINGS (STATE COMPLIANCE)			
08-8	24	Contracts and Real Estate Leases Not Filed Timely (University Wide)	Noncompliance
08-9	25	Contracts and Real Estate Leases Not in Accordance With Guidelines (University Wide)	Noncompliance
08-10	27	Use and Maintenance of University Vehicles (Urbana and Chicago Campuses)	Noncompliance
08-11	29	Time Sheets not Required (University Administration)	Noncompliance
08-12	30	Inadequate Documentation (Chicago Campus)	Control Deficiency, Noncompliance

**STATE OF ILLINOIS
UNIVERSITY OF ILLINOIS
COMPLIANCE REPORT SUMMARY
Year Ended June 30, 2008**

Schedule of Findings and Questioned Costs (Continued)

<u>Item No.</u>	<u>Page</u>	<u>Description</u>
PRIOR FINDINGS NOT REPEATED		
A	31	Lack of Segregation of Duties over Utilities (University Administration)
B	31	Controls for Reporting Accrued Compensated Absences (University Wide)
C	31	Exchange Transactions (University Wide)
D	31	Inaccurate Amount Reported on the Fiscal Operations Report and Application to Participate (FISAP) (Chicago Campus)

Exit Conference

A formal exit conference was waived by the University in correspondence dated February 24, 2009.

The responses were provided on March 5, 2009 by University personnel for publication by Heather Haberaecker, Executive Assistant Vice President for Business and Finance at Chicago.

**Independent Accountant's Report on State Compliance
and on Internal Control Over Compliance
for State Compliance Purposes**

Honorable William G. Holland
Auditor General
State of Illinois
and
The Board of Trustees
University of Illinois

Compliance

As Special Assistant Auditors for the Auditor General, we have examined the University of Illinois' compliance with the requirements listed below, as more fully described in the Audit Guide for Financial Audits and Compliance Attestation Engagements of Illinois State Agencies (Audit Guide) as adopted by the Auditor General, during the year ended June 30, 2008. The management of the University of Illinois is responsible for compliance with these requirements. Our responsibility is to express an opinion on the University of Illinois' compliance based on our examination.

- A. The University of Illinois has obligated, expended, received, and used public funds of the State in accordance with the purpose for which such funds have been appropriated or otherwise authorized by law.
- B. The University of Illinois has obligated, expended, received, and used public funds of the State in accordance with any limitations, restrictions, conditions, or mandatory directions imposed by law upon such obligation, expenditure, receipt, or use.
- C. The University of Illinois has complied, in all material respects, with applicable laws and regulations, including the State uniform accounting system, in its financial and fiscal operations.
- D. State revenues and receipts collected by the University of Illinois are in accordance with applicable laws and regulations and the accounting and recordkeeping of such revenues and receipts is fair, accurate, and in accordance with law.
- E. Money or negotiable securities or similar assets handled by the University of Illinois on behalf of the State or held in trust by the University of Illinois have been properly and legally administered and the accounting and recordkeeping relating thereto is proper, accurate, and in accordance with law.

We conducted our examination in accordance with attestation standards established by the American Institute of Certified Public Accountants; the standards applicable to attestation engagements contained in *Government Auditing Standards*, issued by the Comptroller General of the United States; the Illinois State Auditing Act (Act); and the Audit Guide as adopted by the Auditor General pursuant to the Act; and, accordingly, included examining, on a test basis, evidence about the University of Illinois' compliance with those requirements listed in the first paragraph of this report and performing such other procedures as we considered necessary in the circumstances. We believe that our examination provides a reasonable basis for our opinion. Our examination does not provide a legal determination on the University of Illinois' compliance with specified requirements.

In our opinion, the University of Illinois complied, in all material respects, with the aforementioned requirements during the year ended June 30, 2008. However, the results of our procedures disclosed instances of noncompliance with those requirements, which are required to be reported in accordance with criteria established by the Audit Guide, issued by the Illinois Office of the Auditor General and which are described in the accompanying schedule of State findings and questioned costs as items 08-8, 08-9, 08-10, 08-11 and 08-12. As required by the Audit Guide, immaterial findings relating to instances of noncompliance excluded from this report have been reported in a separate letter to your office.

Internal Control

The management of the University of Illinois is responsible for establishing and maintaining effective internal control over compliance with the requirements listed in the first paragraph of this report. In planning and performing our examination, we considered the University of Illinois' internal control over compliance with the requirements listed in the first paragraph of this report in order to determine our examination procedures for the purpose of expressing our opinion on compliance and to test and report on internal control over compliance in accordance with the Audit Guide issued by the Illinois Office of the Auditor General, but not for the purpose of expressing an opinion on the effectiveness of the University of Illinois' internal control over compliance. Accordingly, we do not express an opinion on the effectiveness of the University of Illinois' internal control over compliance.

A *control deficiency* in an entity's internal control over compliance exists when the design or operation of a control does not allow management or employees, in the normal course of performing their assigned functions, to prevent or detect noncompliance with the requirements listed in the first paragraph of this report on a timely basis. A *significant deficiency* is a control deficiency, or combination of control deficiencies, that adversely affects the entity's ability to comply with the requirements listed in the first paragraph of this report such that there is more than a remote likelihood that noncompliance with a requirement that is more than inconsequential will not be prevented or detected by the entity's internal control.

A material weakness is a significant deficiency, or combination of significant deficiencies, that results in more than a remote likelihood that a material noncompliance with a requirement listed in the first paragraph of this report will not be prevented or detected by the entity's internal control.

Our consideration of internal control over compliance with the requirements listed in the first paragraph of this report was for the limited purpose described in the first paragraph of this section and would not necessarily identify all deficiencies in internal control that might be significant deficiencies or material weaknesses. We did not identify any deficiencies in internal control over compliance that we consider to be material weaknesses, as defined above.

However, the results of our procedures disclosed other matters involving internal control over compliance which are required to be reported in accordance with criteria established by the Audit Guide, issued by the Illinois Office of the Auditor General and which are described in the accompanying schedule of findings and questioned costs as finding 08-12. As required by the Audit Guide, immaterial findings relating to internal control deficiencies excluded from this report have been reported in a separate letter to your office.

The University of Illinois' responses to the findings indentified in our examination are described in the accompanying schedule of findings and questioned costs. We did not examine the University of Illinois' responses and accordingly, we express no opinion on them.

This report is intended solely for the information and use of the Auditor General, the General Assembly, the Legislative Audit Commission, the Governor, the University Board of Trustees, and University management, and federal awarding agencies and pass-through entities and is not intended to be and should not be used by anyone other than these specified parties.

Clifton Henderson LLP

Peoria, Illinois
March 5, 2009

**Report on Compliance With
Requirements Applicable to Each Major Program and on
Internal Control Over Compliance and Schedule of Expenditures
of Federal Awards in Accordance With OMB Circular A-133**

Honorable William G. Holland
Auditor General
State of Illinois
and
The Board of Trustees
University of Illinois

Compliance

We have audited the compliance of the University of Illinois with the types of compliance requirements described in the *U.S. Office of Management and Budget (OMB) Circular A-133 Compliance Supplement*, that are applicable to each of its major federal programs for the year ended June 30, 2008. The University of Illinois' major federal programs are identified in the summary of auditor's results section of the accompanying schedule of findings and questioned costs. Compliance with the requirements of laws, regulations, contracts, and grants applicable to each of its major federal programs is the responsibility of the University of Illinois' management. Our responsibility is to express an opinion on the University of Illinois' compliance based on our audit.

We conducted our audit of compliance in accordance with auditing standards generally accepted in the United States of America; the standards applicable to financial audits contained in *Government Auditing Standards*, issued by the Comptroller General of the United States; and OMB Circular A-133, *Audits of States, Local Governments, and Non-Profit Organizations*. Those standards and OMB Circular A-133 require that we plan and perform the audit to obtain reasonable assurance about whether noncompliance with the types of compliance requirements referred to above that could have a direct and material effect on a major federal program occurred. An audit includes examining, on a test basis, evidence about the University of Illinois' compliance with those requirements and performing such other procedures as we considered necessary in the circumstances. We believe that our audit provides a reasonable basis for our opinion. Our audit does not provide a legal determination of the University of Illinois' compliance with those requirements.

In our opinion, the University of Illinois complied, in all material respects, with the requirements referred to above that are applicable to each of its major federal programs for the year ended June 30, 2008.

Internal Control Over Compliance

The management of the University of Illinois is responsible for establishing and maintaining effective internal control over compliance with the requirements of laws, regulations, contracts, and grants applicable to federal programs. In planning and performing our audit, we considered the University of Illinois' internal control over compliance with requirements that could have a direct and material effect on a major federal program in order to determine our auditing procedures for the purpose of expressing our opinion on compliance, but not for the purpose of expressing an opinion on the effectiveness of internal control over compliance. Accordingly, we do not express an opinion on the effectiveness of the University of Illinois' internal control over compliance.

A *control deficiency* in an entity's internal control over compliance exists when the design or operation of a control does not allow management or employees, in the normal course of performing their assigned functions, to prevent or detect noncompliance with a type of compliance requirement of a federal program on a timely basis. A *significant deficiency* is a control deficiency, or combination of control deficiencies, that adversely affects the entity's ability to administer a federal program such that there is more than a remote likelihood that noncompliance with a type of compliance requirement of a federal program that is more than inconsequential will not be prevented or detected by the entity's internal control.

A material weakness is a significant deficiency, or combination of significant deficiencies, that results in more than a remote likelihood that material noncompliance with a type of compliance requirement of a federal program will not be prevented or detected by the entity's internal control.

Our consideration of internal control over compliance was for the limited purpose described in the first paragraph of this section and would not necessarily identify all deficiencies in internal control that might be significant deficiencies or material weaknesses. We did not identify any deficiencies in internal control over compliance that we consider to be material weaknesses, as described above.

Schedule of Expenditures of Federal Awards

We have audited the financial statements of the business-type activities and the aggregate discretely presented component units of the University of Illinois as of and for the year ended June 30, 2008, and have issued our report thereon dated December 30, 2008. Our audit was performed for the purpose of forming opinions on the financial statements that collectively comprise the University of Illinois' basic financial statements. The accompanying schedule of expenditures of federal awards is presented for purposes of additional analysis as required by OMB Circular A-133 and is not a required part of the basic financial statements. Such information has been subjected to the auditing procedures applied in the audit of the basic financial statements and, in our opinion, is fairly stated, in all material respects, in relation to the basic financial statements taken as a whole.

This report is intended solely for the information and use of the Auditor General, the General Assembly, the Legislative Audit Commission, the Governor, the University Board of Trustees, University management, and federal awarding agencies and pass-through entities and is not intended to be and should not be used by anyone other than these specified parties.

Clifton Henderson LLP

Peoria, Illinois
March 5, 2009, except for the Schedule of
Expenditures of Federal Awards, as to which
the date is December 30, 2008.

**STATE OF ILLINOIS
UNIVERSITY OF ILLINOIS
SCHEDULE OF FINDINGS AND QUESTIONED COSTS
Year Ended June 30, 2008**

Summary of Auditor's Results

June 30, 2008 Financial Statements

Type of auditor's report issued: Unqualified

Internal control over financial reporting:

- Material weaknesses identified? x Yes No
- Significant deficiencies identified that are not considered to be material weaknesses? x Yes None reported

Noncompliance material to financial statements noted? Yes x No

Federal Awards

Internal control over major programs:

- Material weakness identified? Yes x No
- Significant deficiency identified that is not considered to be a material weakness? Yes x None reported

Type of auditor's report issued on compliance for major programs: Unqualified

Any audit findings disclosed that are required to be reported in accordance with Section 510 (a) of Circular A-133? Yes x No

Identification of major programs: CFDA Number(s)	Name of Federal Program or Cluster
Cluster	Research and Development
Cluster	Student Financial Aid
Cluster	Food Stamps
Cluster	Child Care
47.041	Biological Engineering
84.015	National Resource Centers Programs for Foreign Language and Area Studies
93.145	Midwest Training & Education Center
93.914	Ryan White HIV/AIDS Ambulatory Outpatient
93.994	Maternal & Child Health Block Grant

Dollar threshold used to distinguish between Type A and Type B programs: \$3,000,000

Auditee qualified as low-risk auditee? Yes x No

**STATE OF ILLINOIS
UNIVERSITY OF ILLINOIS
SCHEDULE OF FINDINGS AND QUESTIONED COSTS
Year Ended June 30, 2008**

Current Findings - Government Auditing Standards

**08-1 Finding: Energy Resource Center - CMS Intergovernmental Agreement
 (Chicago Campus)**

Through a contractual agreement, the University's Energy Resource Center (ERC) has been providing energy-related services to Central Management Services (CMS). These services include an arrangement in which the ERC purchases utilities on behalf of CMS and invoices participating CMS, state agency and local government facilities. In providing this service, ERC did not bill its customers or reconcile accounts receivable on a timely basis. ERC also did not pay the utility vendors promptly. The results of these failures resulted in ERC incurring costs not fully reimbursed under the contract.

The main focus of the Energy Resource Center at the University of Illinois Chicago Campus is to make significant contributions regarding energy conservation and production technologies while creating a cleaner, more sustainable environment.

In the fall of 1998, the State of Illinois Department of Central Management Services (CMS) requested a supply of natural gas for several of its facilities and facilities of other state agencies and local governments when the original supplier for CMS discontinued its natural gas business. Because it was so close to the winter heating season it was operationally efficient to include CMS's facility requirements in the existing University natural gas supply contracts. CMS wanted ERC to help them identify and implement energy related programs throughout the state.

In May, 1999 the Board of Trustees (BOT) approved ERC assisting CMS in a natural gas acquisition program where ERC would act as an agent for CMS to procure a natural gas supplier and would initiate payment of the bills for the user facilities and these facilities (CMS, state agency and local government sites) would reimburse ERC, plus pay additional fees for management services. On June 25, 2008, the University extended this contract through June 30, 2009.

During our testing of various components of ERC, we noted the following:

- Accounts Payable Issues:
 - ERC entered into this contract without having appropriate administrative staff in positions to ensure the timely payment of vendor invoices and timely billing of receivables. As of June 30, 2008, ERC had not paid 19 of 25 vendor invoices tested within the required 60 days. Vendor invoices are not submitted for payment until the invoices to user governments are processed. This process experienced significant delays during the year ended June 30, 2008.

**STATE OF ILLINOIS
UNIVERSITY OF ILLINOIS
SCHEDULE OF FINDINGS AND QUESTIONED COSTS
Year Ended June 30, 2008**

Current Findings - Government Auditing Standards

**08-1 Finding: Energy Resource Center - CMS Intergovernmental Agreement
(Chicago Campus) - continued**

- Accounts Receivable Issues:
 - Electric billings to the user governments were not processed for up to 6-8 weeks after ERC received invoices from the energy provider. Natural gas billings were sent monthly, on average 6-8 weeks after the end of the billing period.
 - Further, ERC has not exhibited consistent follow-up on unpaid accounts. Approximately \$5.5 million of energy billings were not processed within the lapse period and were filed with the Illinois Court of Claims subsequent to year end.
 - The accounts receivable aging is based on invoice dates, that are not timely, and not on service dates. Consequently, the actual age of the receivables exceeds the aging reported in the accounts receivable aging.
 - The detailed accounts receivable schedule as of June 30, 2008 for ERC was not reconciled to the general ledger until October 2, 2008.
- Diversion of University funds from the University's mission:
 - By paying utility vendors before receipt of funds from user governments, University funds are diverted to temporarily finance the costs of energy for other governments. Additionally, the management fees do not cover the costs of the other supporting offices necessary to administer the billing and collecting of energy purchases. In effect, the user governments' utility costs are partially subsidized by the University.
 - University officials were not aware of the magnitude of the accounts receivable balances when they were negotiating the one-year renewal of the contract with CMS due to ERC's failure to record receivables on a timely basis. Knowledge of the cost of capital committed to financing the accounts receivable would have generated a higher administrative fee to allow the University to recapture the cost of carrying the accounts receivable for the user governments.

University personnel indicated that they became aware of these problems in FY08 and implemented a review of the operation. CMS was informed in May, 2008 that the University may choose not to enter into a contract involving the billing, payment and collection function for FY10, pending completion of its review. In addition, University personnel indicated that ineffective ERC processes do not allow for timely invoicing or reconciling procedures.

**STATE OF ILLINOIS
UNIVERSITY OF ILLINOIS
SCHEDULE OF FINDINGS AND QUESTIONED COSTS
Year Ended June 30, 2008**

Current Findings - Government Auditing Standards

**08-1 Finding: Energy Resource Center - CMS Intergovernmental Agreement
(Chicago Campus) - continued**

The failure to include all costs of administering such activities can allow for use of University funds that is not in furtherance of the University's mission. In addition, failure to ensure timely payment of vendor invoices and timely billing of receivables delays the receipt of cash available for University use and exposes the University to costs of capital not reimbursed under the current fee structure. Finally, the failure to perform timely reconciliations of the detailed accounts receivable schedule allows for potential errors to remain undetected. (Finding Code No. 08-1)

Recommendation:

We recommend the University consider whether the contract with CMS is an appropriate use of the University's resources before entering into a new contract to extend services beyond June 30, 2009 and obtain specific approval from the Board of Trustees for these activities. We also recommend that the University devote adequate resources for the timely payment of invoices and billing and reconciliation of the accounts receivables of the Energy Resource Center.

University Response:

Accepted. In December, 2008 the University notified CMS that it would be interested in exploring a continuing consulting relationship between ERC and CMS beyond FY09, but such a relationship could not include the current billing, payment and collection role.

**STATE OF ILLINOIS
UNIVERSITY OF ILLINOIS
SCHEDULE OF FINDINGS AND QUESTIONED COSTS
Year Ended June 30, 2008**

Current Findings - Government Auditing Standards

08-2 Finding: Inappropriate Charges Paid By University (Chicago Campus)

A Department (Department) at the Chicago Campus had inadequate internal controls in place over P-Card transactions and other expenditures. The lack of controls allowed a University employee to make inappropriate charges to the University totaling approximately \$159,000 over a six-year period.

During the audit period, in response to overspending in various accounts over this time period, a University official began a review of the Department's expenditures and became aware of an employee making inappropriate charges with a University P-Card. When questioned about the charges on November 6, 2007, the employee initially denied making them, however, resigned from the University later that day. The University official contacted the University Police Department and the Office of University Audits to assist with the investigation into the expenditures.

Further investigation into the Department and the employee's expenditures revealed over 1,400 transactions totaling nearly \$156,000 in charges to the employee's P-Card between fiscal year 2002 and fiscal year 2007 that were determined by the University to be personal in nature. The total inappropriate charges ranged from approximately \$11,000 to more than \$42,000 per fiscal year and constituted 84% of the employee's total P-Card charges. The inappropriate charges included personal expenditures at gas stations, grocery stores, office supply stores, restaurants, hotels, and airlines. In addition, the employee used the Department head's P-Card to make over \$2,600 of inappropriate charges. Further, the investigation noted that during fiscal years 2004 and 2005, reimbursements were made to the employee using charges already paid with the University P-Card as documentation to support the reimbursement.

During our audit, we noted that the employee served as the P-Card reconciler and P-Card approver for the employee's charges until September 2006. After September 2006, many of the charges were automatically approved by the P-Card system.

In January 2008, the employee was arrested and charged with theft over \$100,000, a Class X felony. The case is currently pending and the University is seeking restitution.

The University of Illinois Office of Business and Financial Services Policies and Procedures (Section 7.6) state that the cardholder may not hold the role of P-Card reconciler or P-Card approver for his/her own transactions. The Policies and Procedures also state that the P-Card may only be used by the person to whom it is issued. In addition, a good system of internal control provides for proper segregation of duties so that no one person handles all elements of any transaction.

University officials stated that the Department did not have proper segregation of duties over most expenditure transactions and that the employee had little or no supervision in expending Department funds.

Failure to adhere to established policies and procedures has resulted in the University incurring unnecessary costs and has resulted in the misuse of University assets. (Finding Code No. 08-2)

**STATE OF ILLINOIS
UNIVERSITY OF ILLINOIS
SCHEDULE OF FINDINGS AND QUESTIONED COSTS
Year Ended June 30, 2008**

Current Findings - Government Auditing Standards

**08-2 Finding: Inappropriate Charges Paid By University (Chicago Campus)
 - continued**

Recommendation:

We recommend the University review the segregation of duties surrounding P-Card transactions and emphasize the importance of a timely and adequate review, approval, and reconciliation of all transactions. Further the University should ensure that the Policies and Procedures are clearly understood and followed by all personnel involved in the P-Card program.

University Response:

Accepted. The University will review the segregation of duties surrounding P-Card and other transactions and re-emphasize each unit's role in being accountable for a good system of internal control.

**STATE OF ILLINOIS
UNIVERSITY OF ILLINOIS
SCHEDULE OF FINDINGS AND QUESTIONED COSTS
Year Ended June 30, 2008**

Current Findings - Government Auditing Standards

08-3 Finding: University P-Card (University Wide)

P-Card transactions were not always handled in accordance with University of Illinois Office of Business and Financial Services Policies and Procedures.

The University of Illinois uses a credit card, referred to as a P-Card, to simplify small dollar purchases. University employees may be issued a P-Card with the approval of their Department Head or Fiscal Officer. The P-Card works like any personal credit card and is billed monthly to the University. Vendors are paid directly by the issuing bank and the University pays the bank with a single monthly payment. Purchases are tracked through the P-Card web based computer software and are automatically posted to the University's general ledger system. The University's P-Card program has six defined roles: (1) department head, (2) department card manager, (3) cardholder, (4) software reconciler, (5) software approver, and (6) financial statement reconciler. The University has established a Corporate Card Office to provide management over the University P-Card Program.

The University has approximately 5,700 active P-Cards and the year-to-date volume of P-Card transactions totaled \$116,181,802.

We examined 66 P-Card transactions from all areas of the University. The following problems were noted:

- 41 transactions with conflicting P-Card roles:
 - a) 8 transactions had the cardholder established as the software reconciler of their own transactions. 4 of these transactions were also noted as having the conflicting roles noted in d) below.
 - b) 4 transactions had the cardholder established as the financial statement reconciler of their own transactions.
 - c) 25 transactions had the same individual as the financial statement reconciler and the software reconciler.
 - d) 21 transactions had the same individual as the financial statement reconciler and the software approver.
 - e) Of the transactions noted in c) and d), 13 of those transactions had the same financial statement reconciler, software reconciler and software approver.
- 4 transactions were shown in the P-Card web based computer software as automatically reconciled by the system, rather than by an employee.
- 5 transactions included sales tax paid by the University.
- 1 transaction was for the payment of continuous services with the P-Card set up as the default method of payment.
- 1 transaction was for a purchase made by someone other than the cardholder.

**STATE OF ILLINOIS
UNIVERSITY OF ILLINOIS
SCHEDULE OF FINDINGS AND QUESTIONED COSTS
Year Ended June 30, 2008**

Current Findings - Government Auditing Standards

08-3 Finding: University P-Card (University Wide) - continued

The University of Illinois Office of Business and Financial Services Policies and Procedures (Section 7.6) state that the P-Card may only be used by the person to whom it is issued. The Policies and Procedures state that the cardholder may not hold the role of software reconciler, software approver, or financial statement reconciler for his/her own transactions. In addition, the Policies and Procedures state that "it is strictly prohibited to place a P-Card account number on file with any vendor unless otherwise specifically stated by policy."

The Illinois Department of Revenue granted the University a governmental exemption from sales and use taxes on purchases for University use. In addition, the University has sales tax exemption in 24 states. "University of Illinois" and the University's sales tax exemption number are printed on P-Cards. The Policies and Procedures require all P-Card purchases to be "in compliance with all procurement, allowable expenditure and funding, payroll, and tax-related policies."

University personnel stated that P-Card transactions have a second review; however, that review may be outside the P-Card web based software, which is also allowed by University Policies and Procedures. University personnel also stated that P-Card web based computer software has specific procedures required to show transactions as appropriately reconciled. If those procedures are not followed completely, transactions may appear in the system as though they have not been reconciled.

University personnel cited unfamiliarity with approved policies, lack of oversight, and a lack of consistent application of procedures as the causes for the other conditions noted.

Failure to adhere to established policies and procedures could result in the University incurring unnecessary costs and the misuse of University assets. Similar issues were also noted in Finding 08-2 which resulted in inappropriate charges to the University of approximately \$159,000. (Finding Code Nos. 08-3, 07-5, 06-2)

Recommendation:

We recommend the University review the segregation of duties surrounding P-Card transactions and emphasize the importance of a timely and adequate review, approval, and reconciliation of all transactions. Further, the University should ensure that the Policies and Procedures, including all modifications, are clearly understood and followed by all personnel involved in the P-Card Program.

University Response:

Accepted. The University will continue to emphasize the importance of segregating duties and performing timely and adequate review, approval, and reconciliation of all transactions. The University will continue to ensure that the policies and procedures are clear, easily understood, and well communicated.

**STATE OF ILLINOIS
UNIVERSITY OF ILLINOIS
SCHEDULE OF FINDINGS AND QUESTIONED COSTS
Year Ended June 30, 2008**

Current Findings - Government Auditing Standards

08-4 Finding: Insufficient Internal Controls over Utilities (University Administration)

University policies for monitoring and reporting budget deficits and for limitations on transfers were ineffective or not complied with resulting in an accumulated budget deficit of \$125 million over a period of several years. Actual utility expenses exceeded budget by approximately \$7.5 million in fiscal year 2008.

The following issues were noted:

- The current Board of Trustees (BOT) policy does not provide sufficient guidance on when BOT approval is required for transfers between state funds and other unrestricted funds. Good business practice dictates that BOT establish and implement a policy that clearly defines when BOT approval is required for transfers between state funds and other unrestricted funds.
- The University's accounting for utilities expenditures is overly complex. The account structure is spread across all campuses and University Administration.

The applicable business policies and practices are as follows:

- Section 1.7 of the Business and Financial Policies and Procedures requires that Units must annually submit a formal Business Plan for funds with deficits in excess of \$10,000.
- The BOT requires a fourth quarter Comptroller's Report which would highlight the results of utilities for the year.
- Good business practices would require an accounting structure that would enable management to identify and address expenditure deficits in a timely manner.

University management stated that utility related expenses had exceeded budgeted revenues and the shortfall was funded from University and campus financial reserves. Utility accounting staffing levels did not keep pace with the University's increasingly complex utility operations and finances. Further, the complex nature of the utility budget and accounting structure made it difficult to provide an accurate picture of the situation and delayed reporting. In fiscal year 2008, the University established a team to review and improve utility accounting and management reporting. The University also indicated that staffing levels in the utility budget and accounting areas have been improved, with further changes planned.

Failure to adopt policies that provide management with guidance for notifying the BOT of budget deficits may result in the BOT being uninformed of issues deserving their attention. In addition, maintaining an overly complex accounting structure makes it difficult for management to identify problems and notify the BOT. (Finding Code Nos. 08-4, 07-1)

**STATE OF ILLINOIS
UNIVERSITY OF ILLINOIS
SCHEDULE OF FINDINGS AND QUESTIONED COSTS
Year Ended June 30, 2008**

Current Findings - Government Auditing Standards

08-4 Finding: **Insufficient Internal Controls over Utilities (University Administration) - continued**

Recommendation:

We recommend that the Business and Financial Policies and Procedures and BOT policies, respectively, be revised to include a policy for comparison of budget and actual expenditures and for annual budget deficit elimination for activities that cross campuses and University Administration, and to clearly indicate whether the limitation on transfers is cumulative. We further recommend University management simplify the accounting and reporting for utilities, and any other activities, if any, that cross campuses and University Administration.

University Response:

Accepted. Interim and year-end reports, which included budget-to-actual financial comparisons for utility operations, were presented to the BOT in March and November 2008, respectively. The University has reviewed staffing levels and added staff members in the utilities accounting function. Further staffing changes are planned. Utility budgeting and accounting activities are being adjusted to improve clarity and transparency, and a team has commenced work on this task. The University is in the process of developing policy and procedure revisions to address the matters referenced in this finding.

**STATE OF ILLINOIS
UNIVERSITY OF ILLINOIS
SCHEDULE OF FINDINGS AND QUESTIONED COSTS
Year Ended June 30, 2008**

Current Findings - Government Auditing Standards

08-5 Finding: System Access Controls (University Administration)

Review of user access rights within the University's financial systems (e.g. accounts payable, accounts receivable, payroll, fixed assets, etc) was not performed on a regular and recurring basis. Three units (Payroll, Academic Computing and Communications Center, and College of Medicine) indicated that either they did not perform a user security access rights review or maintain documentation of a review. The following details were discovered while reviewing users with journal voucher entry authority:

- The University had approximately 2,300 users with journal voucher entry authority.
- All users with journal voucher entry authority had entry limits of \$999,999,999.99 or more without regard to specific job duties.
- The University had created five charts of accounts. These chart of accounts are defined for the three major campuses, University Administration (all three campus charts of accounts), and the Global Campus. Approximately 400 of the users with journal voucher entry authority also had access to the University Administration chart of accounts.
- Four users with journal voucher entry rights were identified with substantial modification authorities for the security rule codes of the system. Two of these users were designated as Unit Security Coordinators (USC).
- At least 23 users had both journal voucher entry rights and the rights to modify two security rule codes.

Even though an internal audit recommended that user access rights be reviewed at least annually by unit security coordinators, such reviews were not performed. Our testing of compliance on three units indicated security access rights were not generally reviewed.

Generally accepted information technology guidance endorses the development of well-designed and well-managed controls to protect computer systems and data. Effective computer security controls provide for safeguarding, securing, and controlling access to systems, and properly segregating incompatible duties.

A proper segregation of duties would prevent individuals responsible for the authorization of journal voucher entries from modifying associated security rules or the chart of accounts. Further, voucher entry limits should be set to dollar amounts that are commensurate with job responsibilities would reduce the risk of high dollar errors.

**STATE OF ILLINOIS
UNIVERSITY OF ILLINOIS
SCHEDULE OF FINDINGS AND QUESTIONED COSTS
Year Ended June 30, 2008**

Current Findings - *Government Auditing Standards*

08-5 Finding: System Access Controls (University Administration) – continued

The University believes that access controls, such security rule codes, combined with computer edit checks serve to mitigate this deficiency to an acceptable level. Without adequate security over access rights or sufficient compensating controls, there is a greater risk that unauthorized changes or additions to the University's financial systems could occur and not be detected in a timely manner. If access rights are not reviewed and updated based on job responsibilities on a regular basis, there is a greater risk that journal voucher entries can be made by unauthorized individuals. (Finding Code No. 08-5)

Recommendation:

We recommend that the University perform recurring, documented reviews of user access within the University's financial systems. Specifically the University should:

- Review individual access rights;
- Limit dollar entry limits to those commensurate with job responsibilities;
- Segregate journal voucher entry capability from the capability to modify the chart of accounts; and
- Segregate journal voucher entry capability from the capability to modify associated security rule codes.

Although segregation of duties is the accepted control, in instances where both data entry and modification capabilities are warranted, an audit trail should exist and be reviewed on a timely basis.

University Response:

Accepted. The University will develop improvements to procedures to address the recommendations noted in this finding.

**STATE OF ILLINOIS
UNIVERSITY OF ILLINOIS
SCHEDULE OF FINDINGS AND QUESTIONED COSTS
Year Ended June 30, 2008**

Current Findings - *Government Auditing Standards*

08-6 Finding: Grant Revenue Overdrafts (University Administration)

Grants receivable and revenue was overstated by \$1.67 million at fiscal year end in the general ledger.

During our testing of grant receivables at year end, we noted that grant revenue was automatically recorded when the grant expenses were recorded, even when the approved grant budget had been exceeded (overdraft).

Based on our review of a University prepared comparison of budget and actual grant expenses, we noted grant revenue recorded in excess of budgeted expenses. We selected a sample of 10 grants receivable as of June 30, 2008 and noted 1 grant with an overdraft of \$1.67 million which overstated the grant revenue and receivable. Projecting this error to the total population results in an estimated overstatement of grants receivable and revenue of \$7.96 million. An adjustment was proposed for the estimated overstatement, which the University has elected not to record.

Accounting principles generally accepted in the United States of America require revenue be recorded to the extent it is earned. Grant revenues should only be recorded based on grant expenditures to the extent reimbursement is expected.

University personnel stated that while there is currently no process in place to make adjustments to limit grant revenue to approved grant budgets, their Grants & Contracts Office monitors overdrafts and works with associated campus units to manage and resolve such occurrences.

Recording grant revenue in excess of the amount allowed by the grant budget misstates University financial statements and allows for inaccurate financial information on which to make decisions. (Finding Code No. 08-6)

Recommendation:

We recommend the University develop and implement a process to identify grant revenues in excess of grant budgets and adjust receivables and revenues to the appropriate balances.

University Response:

Accepted. The University will develop and implement a process to analyze expenditures in excess of grant budgets and adjust grant revenues accordingly, at fiscal year-end.

**STATE OF ILLINOIS
UNIVERSITY OF ILLINOIS
SCHEDULE OF FINDINGS AND QUESTIONED COSTS
Year Ended June 30, 2008**

Current Findings - *Government Auditing Standards*

08-7 Finding: Deferred Revenue Calculated Incorrectly (University Administration)

The University understated the liability for deferred revenue in the general ledger at June 30, 2008 by \$5,233,754. Tuition revenue was overstated by \$7,478,483 and student waivers were understated by \$2,244,729.

During fiscal year 2008, the Chicago Campus elected to have multiple sessions for the summer semester, each with different beginning and ending dates. University Accounting and Financial Reporting (UAFR) used the dates listed in an outdated Undergraduate Catalog to calculate the tuition revenue, tuition waivers, and deferred revenue. Once notified of this error by the auditors, UAFR adjusted the revenues and liability for deferred revenue in the financial statements.

Accounting principles generally accepted in the United States of America require the use of an accurate cut-off for the calculation of deferred revenue.

University personnel indicated that the Chicago Campus has historically had only one summer session. UAFR was unaware that there were multiple versions of the On-line Undergraduate Catalog and failed to verify the summer session dates.

Failure to properly calculate the tuition revenue and liability for deferred revenue session could result in a misstatement of University financial statements. (Finding Code No. 08-7)

Recommendation:

We recommend that the University enhance its process of deferring revenue by confirming summer semester dates with the appropriate campus offices.

University Response:

Accepted. The University has implemented an improvement to its deferred revenue calculation procedure to include a confirmation of summer session dates with the appropriate campus office.

**STATE OF ILLINOIS
UNIVERSITY OF ILLINOIS
SCHEDULE OF FINDINGS AND QUESTIONED COSTS
Year Ended June 30, 2008**

Current Findings – State Compliance

08-8 Finding: Contracts and Real Estate Leases Not Filed Timely (University Wide)

Contracts and real estate leases were not filed with the State of Illinois, Office of the Comptroller and Secretary of State on a timely basis.

Of forty-nine contracts and real estate leases tested, twenty-one (43%) were not filed timely with the Office of the Comptroller. The late filings ranged from one day to one thousand eight hundred twelve days late.

Of twenty-five real estate leases tested, fourteen (56%) were not filed timely with the Office of the Secretary of State. The late filings ranged from five days to two hundred thirty-six days late.

The Illinois Procurement Code (30 ILCS 500/20-80(b)) and the Statewide Accounting Management System (Procedure 15.10.40) require State agencies to file contracts for professional and artistic services exceeding \$5,000 and all other contracts and leases exceeding \$10,000 with the State Comptroller within 15 calendar days after execution. In addition, the Illinois State Finance Act (30 ILCS 105/9(a)) requires State agencies to file all real estate leases with the office of the Secretary of State within 15 calendar days after execution.

University personnel stated that the University's process for contract review and approvals can lead to delays in the filing of contracts and leases.

Failure to file contracts and real estate leases with the Office of the Comptroller and Secretary of State on a timely basis is not in compliance with State statutes and regulations. (Finding Code Nos. 08-8, 07-9, 06-5, 05-4, 04-8)

Recommendation:

We recommend the University revise its procedures to ensure all applicable contracts and real estate leases are filed with the Office of the Comptroller and Secretary of State in accordance with State statutes and related guidelines.

University Response:

Accepted. The University will continue to monitor, examine and improve its procedures to ensure contracts and leases are filed in compliance with State statutes and related administrative rules.

**STATE OF ILLINOIS
UNIVERSITY OF ILLINOIS
SCHEDULE OF FINDINGS AND QUESTIONED COSTS
Year Ended June 30, 2008**

Current Findings – State Compliance

**08-9 Finding: Contracts and Real Estate Leases Not in Accordance With Guidelines
(University Wide)**

Contracts and real estate leases were not in accordance with guidelines of the State of Illinois, Office of the Comptroller.

We examined 24 contracts and 25 real estate leases from all areas of the University. The following problems were noted:

- 6 leases were executed after the lease term began. The lease executions ranged from 2 days to 42 days late.
- 6 contracts were executed subsequent to the performance of services. The contract executions ranged from 12 days to 115 days late.
- 7 leases omitted the federal identification number for the lessor.
- 1 lease did not include a completed, signed and notarized Real Estate Disclosure form.

The Illinois Procurement Code (30 ILCS 500 et seq.) and Statewide Accounting Management System (Procedure 15.20.40) require all real estate leases to include certain clauses and certifications. In addition, the University of Illinois Business and Financial Policies and Procedures (Section 2.3) and good business practices require all contracts and leases to be fully executed prior to the beginning of the lease term or the commencement of services.

University personnel stated that the review and approval process may get delayed within the vendor's or the University's departments causing the final approval to be after the start of the contract or lease term. University personnel also overlooked some of the procedures required to enter into lease agreements.

University personnel in Urbana intentionally omitted the Federal Taxpayer's Identification Number on all leases for a portion of fiscal year 2008 due to concerns about privacy. However, the University later reinstated the procedure of including the clause until such time that a University-Wide policy change can be determined.

Failure to fully execute a contract or lease prior to the commencement of services or lease term leaves the University vulnerable to unnecessary liabilities and potential legal issues. In addition, failure to include all appropriate clauses and certifications in real estate leases results in noncompliance with State statutes and regulations. (Finding Code Nos. 08-9, 07-10, 06-7, 05-5, 04-5, 03-6)

**STATE OF ILLINOIS
UNIVERSITY OF ILLINOIS
SCHEDULE OF FINDINGS AND QUESTIONED COSTS
Year Ended June 30, 2008**

Current Findings – State Compliance

**08-9 Finding: Contracts and Real Estate Leases Not in Accordance With Guidelines
(University Wide) - continued**

Recommendation:

We recommend that the University establish appropriate procedures to ensure all contracts and leases are completed, approved, and executed prior to the start of the services and lease term. Further, the University should review procedures to ensure all appropriate clauses and certifications are obtained prior to execution for all real estate lease agreements.

University Response:

Accepted. The University will continue to examine and improve its procedures to ensure that contracts and leases are approved and executed prior to the start of the services and lease terms. The University Office of Capital Programs and Real Estate Services now uses standard lease templates which include all appropriate clauses and certifications, and the certifications and clauses on the lease templates will be reviewed and updated at least annually. In addition, the FEIN/SSN is now part of the standard lease template ensuring this information is collected for each lease.

**STATE OF ILLINOIS
UNIVERSITY OF ILLINOIS
SCHEDULE OF FINDINGS AND QUESTIONED COSTS
Year Ended June 30, 2008**

Current Findings – State Compliance

08-10 Finding: Use and Maintenance of University Vehicles (Urbana and Chicago Campuses)

The University did not report certain automobile accidents involving University vehicles to the Department of Central Management Services in a timely manner. The University also did not maintain appropriate documentation for all individuals allowed to drive University vehicles. Finally, the University did not properly maintain all University motor vehicles.

During our testing of the operation of University vehicles, we noted the following exceptions:

- The University reported 120 accidents involving University vehicles to the Department of Central Management Services (CMS) during fiscal year 2008. Of the 94 accidents reported by the Urbana Campus, 81 (86%) were not reported timely and ranged from 1 to 73 days late. Of the 26 accidents reported by the Chicago Campus, 16 (62%) were not reported timely and ranged from 2 to 104 days late.
- We tested five departments that were assigned University vehicles on an ongoing basis at the Urbana Campus. Of those, two departments allowed employees to use the vehicles without maintaining the required Departmental Driver Approval Form.
- Of the three University vehicles selected on the Urbana Campus for maintenance documentation testing, one of the vehicles did not have regular oil changes. University records show the vehicle was driven nearly three and a half years and approximately 5,500 miles without an oil change.

The Illinois Administrative Code (Title 44, Subtitle D, Chapter 1, Part 5040.520) states a driver of a state-owned or leased vehicle which is involved in an accident of any type shall report such accident to the appropriate law enforcement agency and to CMS by completing the “Motorist’s Report of Illinois Motor Vehicle Accident” form (SR-1). For all accidents, the Form SR-1 is to be completed as soon as possible and submitted to the office of the current insurance carrier. In no case is this report to be completed later than three (3) days following an accident. In addition, the University of Illinois Office of Business and Financial Services Policies and Procedures (Section 15.3) state that the responsible personnel at each campus “must deliver the accident report to the CMS within seven calendar days of the accident in all cases.”

The University of Illinois Office of Business and Financial Services Policies and Procedures (Section 15.3) state that departments assigned vehicles on a long-term basis are responsible for “having each designated driver sign a Departmental Driver Approval Form prior to that individual’s use of that University motor vehicle. There are no exceptions.”

**STATE OF ILLINOIS
UNIVERSITY OF ILLINOIS
SCHEDULE OF FINDINGS AND QUESTIONED COSTS
Year Ended June 30, 2008**

Current Findings – State Compliance

08-10 Finding: Use and Maintenance of University Vehicles (Urbana and Chicago Campuses) - continued

The Illinois Administrative Code (Title 44, Subtitle D, Chapter 1, Part 5040.400) states that all state-owned vehicles shall undergo regular service in order to maintain the vehicles in road worthy, safe, operating condition and appropriate cosmetic condition. It also states the driver should check oil, coolant, and battery water levels regularly.

University personnel stated that of the 97 accident reports filed late, 11 of them involved vehicles that were rented by University employees. The remaining reports were filed late as a result of delays in obtaining the required information.

University personnel for the Urbana Campus stated that the departments were not aware of the policy requiring Departmental Driver Approval Forms for all drivers of University vehicles. Also, University personnel stated that each department is responsible for regular maintenance of their assigned motor vehicles. A lack of familiarity with policies and procedures and a lack of University oversight contributed to the disregard for regular vehicle maintenance noted above.

Failure to report automobile accidents to the Department of Central Management Services in a timely manner may cause the University to be denied coverage and result in additional liabilities for the University.

Completion of the Departmental Driver Approval Forms ensures that all drivers are aware of the requirements, restrictions and responsibilities associated with the use of the University vehicle. Failure to perform regular maintenance on University vehicles could result in more significant expenditures related to the repair or replacement of the vehicles. (Finding Code No. 08-10)

Recommendation:

We recommend the University improve procedures to ensure that accident reports are submitted to the Department of Central Management Services in a timely manner. We also recommend the University ensure that the policies and procedures are clearly understood and followed by all personnel responsible for the oversight of University vehicles within each department.

University Response:

Accepted. The University will improve procedures to ensure that accident reports are submitted to the Department of Central Management Services in a timely manner. The University will continue to ensure that the policies and procedures are clearly understood and followed by personnel responsible for the oversight of University vehicles. The vehicle cited above has been put on a bi-annual maintenance schedule to ensure that regular oil changes occur.

**STATE OF ILLINOIS
UNIVERSITY OF ILLINOIS
SCHEDULE OF FINDINGS AND QUESTIONED COSTS
Year Ended June 30, 2008**

Current Findings – State Compliance

08-11 Finding: Time Sheets Not Required (University Administration)

The University did not require all employees to submit time sheets as required by the State Officials and Employees Ethics Act (Act).

The Act (5 ILCS 430/1-5) defines “State agency” to include “public institutions of higher learning...” and defines “State employee” to be “any employee of a State agency.” The Act required the Illinois Board of Higher Education (IBHE), with respect to State employees of public universities, to adopt and implement personnel policies. The Act (5 ILCS 430/5-5(c)) states, “The policies shall require State employees to periodically submit time sheets documenting the time spent each day on official State business to the nearest quarter hour; contractual State employees may satisfy the time sheets requirement by complying with the terms of their contract, which shall provide for a means of compliance with this requirement.” The IBHE adopted personnel policies for public universities on February 3, 2004 in accordance with the Act. The University has not incorporated these policies into the University’s policies.

During the current year, we selected 25 employees across all three campuses and noted that 14 did not file timesheets in compliance with the Act. Based upon inquiry of University management, employees classified as board members, faculty, and academic professionals generally track their time using a “negative” timekeeping system whereby the employee is assumed to be working unless noted otherwise.

University management stated their Human Resources Office completed a positive time reporting pilot program. The University’s Policy Council issued a policy on positive time reporting for academic professional and exempt civil service employees on June 30, 2008. Initial implementation is scheduled to begin in Fiscal Year 2009 with certain University Administration employee groups. Other campuses and employee groups will be added during the implementation process.

By not requiring appropriate time sheets from its employees, the University is not in compliance with the Act. (Finding Code Nos. 08-11, 07-11, 06-6, 05-6)

Recommendation:

We recommend the University continue its efforts to implement the positive time reporting policy requiring all employees to submit time sheets in compliance with the Act.

University Response:

Accepted. The University has amended its policies to require all academic professional and exempt civil service employees to submit time sheets as required by the Ethics Act. University Administration implemented its plan in November 2008. Each campus is working on their implementation plan for positive time reporting.

**STATE OF ILLINOIS
UNIVERSITY OF ILLINOIS
SCHEDULE OF FINDINGS AND QUESTIONED COSTS
Year Ended June 30, 2008**

Current Findings – State Compliance

08-12 Finding: Inadequate Documentation (Chicago Campus)

A department (Department) at the Chicago Campus had inadequate internal controls in place over travel expenses.

We examined 25 travel expense transactions, totaling \$16,294, from a single University department with total travel expenses of \$157,052 and noted the following:

- 11 transactions did not have supporting receipts for airline charges (totaling \$5,604).
- Of the 14 transactions in which receipts were provided, 7 transactions did not have the business purpose of the travel documented (totaling \$4,592).

The University of Illinois Office of Business and Financial Services Policies and Procedures addressing P-Card travel transactions provides that the P-Card transaction number be documented on a copy of the ticket or itinerary and attached to the travel voucher form. Additionally, the specific purpose of the travel must be documented.

University personnel stated that the Department has had turnover in their personnel and they were unable to locate all of the requested documents.

Failure to adhere to established policies and procedures could result in the University incurring unnecessary costs and the misuse of University assets. Other P-Card issues were also noted in Finding 08-2 which resulted in inappropriate charges to the University of approximately \$159,000. (Finding Code No. 08-12)

Recommendation:

We recommend the University review the business purpose of travel and the accompanying documentation for this department and ensure that the Policies and Procedures are clearly understood and followed by all personnel involved.

University Response:

Accepted. The University will work with the department to ensure that Policies and Procedures are clearly understood and followed.

**STATE OF ILLINOIS
UNIVERSITY OF ILLINOIS
SCHEDULE OF FINDINGS AND QUESTIONED COSTS
Year Ended June 30, 2008**

Prior Findings Not Repeated

A: Lack of Segregation of Duties over Utilities (University Administration)

During the prior examination, we noted significant control over the University utility operations was with one individual. (Finding Code No. 07-2)

During our current examination, we noted the University revised the organizational structure for utility operations and made certain revisions to establish segregation of duties and enhance management oversight.

B: Controls for Reporting Accrued Compensated Absences (University Wide)

During the prior examination, we noted the University did not have adequate controls in place for identifying and reporting the University's liability for accrued compensated absences. (Finding Code No. 07-3)

During our current examination, we noted the University implemented additional controls to address financial information related to accrued compensated absences for matters related to completeness and accuracy.

C: Exchange Transactions (University Wide)

During the prior examination, we noted the University had not recorded certain exchange transactions in their financial records or reported them in their financial statements. (Finding Code No. 07-4)

During our current examination, we noted the University implemented new procedures to identify departments engaging in these types of transactions. In addition, the University quantified the transactions and recorded them in their financial records.

D: Inaccurate Amount Reported on the Fiscal Operations Report and Application to Participate (FISAP) (Chicago Campus)

During the prior examination, we noted the Chicago Campus reported an erroneous amount on their fiscal year 2006 FISAP to the Federal Government. (Finding Code No. 07-8)

During the current examination, we did not note any similar instances on the University's fiscal year 2007 FISAP.

**STATE OF ILLINOIS
UNIVERSITY OF ILLINOIS
FINANCIAL RELATED INFORMATION SUMMARY
Year Ended June 30, 2008**

Financial related information presented in this section of the report includes the following:

- Financial Related Schedules:
 - Schedule of Expenditures of Federal Awards
 - Attachments to Schedule of Expenditures of Federal Awards
 - Notes to the Schedule of Expenditures of Federal Awards

The Schedule of Expenditures of Federal Awards presented in this section has been subjected to the auditing procedures applied in the audit of the basic financial statements and, in the auditor's opinion, it is fairly stated, in all material respects, in relation to the basic financial statements taken as a whole.

The findings and auditor's reports on compliance testing and questioned costs and internal control related to federal awards are presented in the Compliance Report section of this report.

UNIVERSITY OF ILLINOIS
SCHEDULE OF EXPENDITURES OF FEDERAL AWARDS
Year Ended June 30, 2008

Cluster/Major Agency/Federal Agency/ Award Type/CFDA Program Title	CFDA Number	Major Prog	Urbana	Chicago
<u>Cluster: 1R&D</u>				
<u>Corporation for National & Community Service</u>				
Corporation for National & Community Service				
<i>Direct Awards</i>				
Learn and Serve America_Higher Education	94.005	Y		3,227
	Agency Totals			<u>3,227</u>
<u>Housing & Urban Development (HUD)</u>				
Housing & Urban Development (HUD)				
<i>Direct Awards</i>				
Dept of Housing & Urban Development (general)	14.000	Y	199,527	10,834
Healthy Homes Demonstration Grants	14.901	Y	155,004	
Lead Technical Studies Grants	14.902	Y		331,343
<i>Pass through from Others - see also pass through detail</i>				
Dept of Housing & Urban Development (general)	14.000	Y	57,871	14,261
Community Development Block Grants/Entitlement Grants	14.218	Y		32,226
Indian Community Development Block Grant Program	14.862	Y	143,397	
<i>Pass through from State of IL - see also pass through detail</i>				
Lead-Based Paint Hazard Control in Privately-Owned Housing	14.900	Y	64,138	
	Agency Totals			<u>619,937</u>
<u>Institute of Museum & Library Services (IMLS)</u>				
Institute of Museum & Library Services (IMLS)				
<i>Direct Awards</i>				
Museums for America	45.301	Y	397,062	
21st Century Museum Professionals	45.307	Y	61,461	
National Leadership Grants	45.312	Y	4,293	
Laura Bush 21st Century Librarian Program	45.313	Y	214,129	
<i>Pass through from Others - see also pass through detail</i>				
21st Century Museum Professionals	45.307	Y	33,088	

Cluster: 1R&D
Major Agency: Institute of Museum & Library Services (IMLS)

FY08 SEFA

UNIVERSITY OF ILLINOIS
SCHEDULE OF EXPENDITURES OF FEDERAL AWARDS
Year Ended June 30, 2008

Cluster/Major Agency/Federal Agency/ Award Type/CFDA Program Title	CFDA Number	Major Prog	Urbana	Chicago
Laura Bush 21st Century Librarian Program	45.313	Y	153,902	
<i>Pass through from State of IL - see also pass through detail</i>				
Grants to States	45.310	Y	-17,332	
			<u>846,603</u>	
<u>National Transportation Safety Board</u>				
National Transportation Safety Board				
<i>Direct Awards</i>				
National Transportation Safety Board; no CFDA programs assigned to this agency	99.unk	Y		755
				<u>755</u>
<u>Smithsonian Institution</u>				
Smithsonian Astrophysical Observatory				
<i>Direct Awards</i>				
NASA (general)	43.000	Y	143,334	
			<u>143,334</u>	
Smithsonian Institution				
<i>Direct Awards</i>				
Dept of Housing & Urban Development (general)	14.000	Y		125
				<u>125</u>
<u>Social Security Administration</u>				
Social Security Administration				
<i>Direct Awards</i>				
Social Security_Research and Demonstration	96.007	Y	-15,621	
<i>Pass through from Others - see also pass through detail</i>				
Social Security Administration (general)	96.000	Y	1,353,644	194,148
Social Security_Research and Demonstration	96.007	Y	12,353	
			<u>1,350,376</u>	<u>194,148</u>
<u>United States Agency for International Development (AID)</u>				
United States Agency for International Development (AID)				
<i>Pass through from Others - see also pass through detail</i>				
Agency for International Development (general)	98.000	Y	401,935	
Cooperative Development Program (CDP)	98.002	Y	64,177	
			<u>466,112</u>	

Cluster: 1R&D

Major Agency: United States Agency for International Development (AID)

FY08 SEFA

UNIVERSITY OF ILLINOIS
SCHEDULE OF EXPENDITURES OF FEDERAL AWARDS
Year Ended June 30, 2008

Cluster/Major Agency/Federal Agency/ Award Type/CFDA Program Title	CFDA Number	Major Prog	Urbana	Chicago
<u>US Department of Agriculture (USDA)</u>				
US Department of Agriculture (USDA)				
<i>Direct Awards</i>				
Dept of Agriculture (general)	10.000	Y	11,864	58,280
Grants for Agricultural Research_Competitive Research Grants	10.206	Y	86,846	
Agricultural and Rural Economic Research	10.250	Y		9,870
<i>Pass through from Others - see also pass through detail</i>				
Dept of Agriculture (general)	10.000	Y	357,506	45,370
Agricultural Research_Basic and Applied Research	10.001	Y	23,499	
Grants for Agricultural Research, Special Research Grants	10.200	Y	307,329	
Payments to Agricultural Experiment Stations Under the Hatch Act	10.203	Y	29,617	
Grants for Agricultural Research_Competitive Research Grants	10.206	Y	51,372	
Sustainable Agriculture Research and Education	10.215	Y	29,737	
Higher Education Challenge Grants	10.217	Y	-2,208	
Initiative for Future Agriculture and Food Systems	10.302	Y	-2,364	
Integrated Programs	10.303	Y	62,915	
Homeland Security_Agricultural	10.304	Y	8,363	
Cooperative Extension Service	10.500	Y	98,618	
Forestry Research	10.652	Y	12,435	
Environmental Quality Incentives Program	10.912	Y	12,955	
<i>Pass through from State of IL - see also pass through detail</i>				
Plant and Animal Disease, Pest Control, and Animal Care	10.025	Y	124,145	
	Agency Totals		<u>1,212,629</u>	<u>113,530</u>
USDA Agricultural Research Service (ARS)				
<i>Direct Awards</i>				
Dept of Agriculture (general)	10.000	Y	274,649	
Agricultural Research_Basic and Applied Research	10.001	Y	1,688,049	
Grants for Agricultural Research, Special Research Grants	10.200	Y	32,054	
Grants for Agricultural Research_Competitive Research Grants	10.206	Y	400,702	213,240
Forestry Research	10.652	Y	5,836	
<i>Pass through from Others - see also pass through detail</i>				
Dept of Agriculture (general)	10.000	Y	28,606	
Grants for Agricultural Research, Special Research Grants	10.200	Y	2,338	

Cluster: 1R&D
Major Agency: US Department of Agriculture (USDA)

FY08 SEFA

UNIVERSITY OF ILLINOIS
SCHEDULE OF EXPENDITURES OF FEDERAL AWARDS
Year Ended June 30, 2008

Cluster/Major Agency/Federal Agency/ Award Type/CFDA Program Title	CFDA Number	Major Prog	Urbana	Chicago
Grants for Agricultural Research_Competitive Research Grants	10.206	Y	102,031	
	Agency Totals		<u>2,534,265</u>	<u>213,247</u>
USDA Animal & Plant Health Inspection Serv (APHIS)				
<i>Direct Awards</i>				
Dept of Agriculture (general)	10.000	Y	49,433	
	Agency Totals		<u>49,433</u>	
USDA Coop State Rsrch Educ & Ext Serv (CSREES)				
<i>Direct Awards</i>				
Dept of Agriculture (general)	10.000	Y	267,399	
Grants for Agricultural Research, Special Research Grants	10.200	Y	4,528,376	
Grants for Agricultural Research_Competitive Research Grants	10.206	Y	7,452,706	
Food and Agricultural Sciences National Needs Graduate Fellowship Grants	10.210	Y	2,145	
Higher Education Challenge Grants	10.217	Y	40,578	
Biotechnology Risk Assessment Research	10.219	Y	130,017	
Integrated Programs	10.303	Y	86,774	
Cooperative Extension Service	10.500	Y	-608	
<i>Pass through from Others - see also pass through detail</i>				
Dept of Agriculture (general)	10.000	Y	12,334	
Grants for Agricultural Research, Special Research Grants	10.200	Y	316	
Payments to Agricultural Experiment Stations Under the Hatch Act	10.203	Y	34,782	
Grants for Agricultural Research_Competitive Research Grants	10.206	Y	65,251	
Sustainable Agriculture Research and Education	10.215	Y	7,347	
Integrated Programs	10.303	Y	343,787	
Cooperative Extension Service	10.500	Y	74,102	
	Agency Totals		<u>13,045,306</u>	
USDA Economic Research Service (ERS)				
<i>Direct Awards</i>				
Dept of Agriculture (general)	10.000	Y	4,214	
Agricultural and Rural Economic Research	10.250	Y	16,317	2,067
	Agency Totals		<u>20,531</u>	<u>2,067</u>
USDA Federal Crop Insurance				
<i>Direct Awards</i>				
Dept of Agriculture (general)	10.000	Y	12,348	

Cluster: 1R&D

Major Agency: US Department of Agriculture (USDA)

FY08 SEFA

UNIVERSITY OF ILLINOIS
SCHEDULE OF EXPENDITURES OF FEDERAL AWARDS
Year Ended June 30, 2008

Cluster/Major Agency/Federal Agency/ Award Type/CFDA Program Title	CFDA Number	Major Prog	Urbana	Chicago
Crop Insurance	10.450	Y	57,106	
			<u>69,454</u>	
USDA Foreign Agricultural Service (FAS)				
<i>Direct Awards</i>				
Scientific Cooperation and Research	10.961	Y	7,532	
			<u>7,532</u>	
USDA Forest Service (FS)				
<i>Direct Awards</i>				
Dept of Agriculture (general)	10.000	Y	105,268	
Cooperative Forestry Research	10.202	Y	10,264	
Forestry Research	10.652	Y	115,283	
Cooperative Forestry Assistance	10.664	Y	26,313	
<i>Pass through from Others - see also pass through detail</i>				
Dept of Agriculture (general)	10.000	Y		2,836
			<u>257,128</u>	<u>2,836</u>
USDA Natural Resources Conservation Service (NRCS)				
<i>Direct Awards</i>				
Soil and Water Conservation	10.902	Y	53,492	
<i>Pass through from Others - see also pass through detail</i>				
Dept of Agriculture (general)	10.000	Y	3,219	
			<u>56,711</u>	
USDA Risk Management Agency (RMA)				
<i>Direct Awards</i>				
Dept of Agriculture (general)	10.000	Y	64,673	
Commodity Partnerships for Risk Management Education	10.457	Y	185,987	
			<u>250,660</u>	
<u>US Department of Commerce</u>				
National Institute of Standards & Technology				
<i>Direct Awards</i>				
Measurement and Engineering Research and Standards	11.609	Y	153,936	
			<u>153,936</u>	
US Department of Commerce				
<i>Pass through from Others - see also pass through detail</i>				

Cluster: 1R&D
Major Agency: US Department of Commerce

FY08 SEFA

UNIVERSITY OF ILLINOIS
SCHEDULE OF EXPENDITURES OF FEDERAL AWARDS
Year Ended June 30, 2008

Cluster/Major Agency/Federal Agency/ Award Type/CFDA Program Title	CFDA Number	Major Prog	Urbana	Chicago
Dept of Commerce (general)	11.000	Y	-6,675	
Advanced Technology Program	11.612	Y	42,924	
		Agency Totals	<u>36,249</u>	
US Dept of Commerce NOAA				
<i>Direct Awards</i>				
Dept of Commerce (general)	11.000	Y	78,990	
Sea Grant Support	11.417	Y	1,180,462	82,133
Coastal Zone Management Estuarine Research Reserves	11.420	Y	-2,894	
Climate and Atmospheric Research	11.431	Y	299,961	
<i>Pass through from Others - see also pass through detail</i>				
Coastal Zone Management Administration Awards	11.419	Y	216,768	
Educational Partnership Program	11.481	Y	121,192	
		Agency Totals	<u>1,894,479</u>	<u>82,133</u>
<u>US Department of Defense (DoD)</u>				
Air Force				
<i>Direct Awards</i>				
Dept of Defense (general)	12.000	Y	62,685	1,268,674
Air Force Defense Research Sciences Program	12.800	Y	788,286	23,585
<i>Pass through from Others - see also pass through detail</i>				
Dept of Defense (general)	12.000	Y		60,146
Basic, Applied, and Advanced Research in Science and Engineering	12.630	Y	267,511	
Air Force Defense Research Sciences Program	12.800	Y	280,885	
		Agency Totals	<u>1,399,367</u>	<u>1,352,405</u>
Air Force Office of Scientific Research (AFOSR)				
<i>Direct Awards</i>				
Dept of Defense (general)	12.000	Y	169,286	
Basic and Applied Scientific Research	12.300	Y	139,388	
Basic, Applied, and Advanced Research in Science and Engineering	12.630	Y	741,695	915,795
Air Force Defense Research Sciences Program	12.800	Y	5,082,682	91,820
Research and Technology Development	12.910	Y	3,159,368	
<i>Pass through from Others - see also pass through detail</i>				
Dept of Defense (general)	12.000	Y	20,422	70,000
Basic and Applied Scientific Research	12.300	Y	95,460	

Cluster: 1R&D
Major Agency: US Department of Defense (DoD)

FY08 SEFA

UNIVERSITY OF ILLINOIS
SCHEDULE OF EXPENDITURES OF FEDERAL AWARDS
Year Ended June 30, 2008

Cluster/Major Agency/Federal Agency/ Award Type/CFDA Program Title	CFDA Number	Major Prog	Urbana	Chicago
Basic, Applied, and Advanced Research in Science and Engineering	12.630	Y	115,915	
Air Force Defense Research Sciences Program	12.800	Y	909,058	
	Agency Totals		<u>10,433,274</u>	<u>1,007,685</u>
Army				
<i>Direct Awards</i>				
Dept of Defense (general)	12.000	Y	477,124	82,063
Military Medical Research and Development	12.420	Y	6,833	-76,955
Basic Scientific Research	12.431	Y	1,473,557	128,510
<i>Pass through from Others - see also pass through detail</i>				
Dept of Defense (general)	12.000	Y		-38,481
Basic Scientific Research	12.431	Y	2,749,536	4,046
Research and Technology Development	12.910	Y		30,000
	Agency Totals		<u>4,707,050</u>	<u>129,188</u>
Army Research Office (ARO)				
<i>Direct Awards</i>				
Dept of Defense (general)	12.000	Y	46,350	109,533
Basic Scientific Research	12.431	Y	2,625,963	33,521
Basic, Applied, and Advanced Research in Science and Engineering	12.630	Y	305,444	
<i>Pass through from Others - see also pass through detail</i>				
Dept of Defense (general)	12.000	Y		3,396
Basic Scientific Research	12.431	Y	759,070	
	Agency Totals		<u>3,736,827</u>	<u>146,450</u>
Bolling Air Force Base				
<i>Direct Awards</i>				
Dept of Defense (general)	12.000	Y		126,073
	Agency Totals			<u>126,073</u>
CERL Champaign				
<i>Direct Awards</i>				
Dept of Defense (general)	12.000	Y	2,973,091	50,000
Basic Scientific Research	12.431	Y	57,938	
Basic, Applied, and Advanced Research in Science and Engineering	12.630	Y	325,947	
<i>Pass through from Others - see also pass through detail</i>				
Basic Scientific Research	12.431	Y	-5,268	

Cluster: 1R&D
Major Agency: US Department of Defense (DoD)

FY08 SEFA

UNIVERSITY OF ILLINOIS
SCHEDULE OF EXPENDITURES OF FEDERAL AWARDS
Year Ended June 30, 2008

Cluster/Major Agency/Federal Agency/ Award Type/CFDA Program Title	CFDA Number	Major Prog	Urbana	Chicago
	Agency Totals		<u>3,351,708</u>	<u>504,615</u>
Defense Advanced Research Projects Agency (DARPA)				
<i>Direct Awards</i>				
Dept of Defense (general)	12.000	Y	1,851,282	276,615
Research and Technology Development	12.910	Y	3,524,564	
<i>Pass through from Others - see also pass through detail</i>				
Dept of Defense (general)	12.000	Y	861,751	
Basic Scientific Research	12.431	Y	129,469	
Research and Technology Development	12.910	Y	117,828	
Homeland Security Advanced Research Projects Agency	97.065	Y		403,950
	Agency Totals		<u>6,484,894</u>	<u>680,565</u>
Defense Threat Reduction Agency (DTRA)				
<i>Direct Awards</i>				
Basic Scientific Research - Combating Weapons of Mass Destruction	12.351	Y	180,109	
	Agency Totals		<u>180,109</u>	
Missile Defense Agency (MDA)				
<i>Pass through from Others - see also pass through detail</i>				
Dept of Defense (general)	12.000	Y	8,048	
Basic Scientific Research	12.431	Y	160,626	
	Agency Totals		<u>168,674</u>	
National Ctr for Defense Manufacturing & Machining (NCDMM)				
<i>Direct Awards</i>				
Dept of Defense (general)	12.000	Y	25,466	
	Agency Totals		<u>25,466</u>	
National Security Agency				
<i>Direct Awards</i>				
Mathematical Sciences Grants Program	12.901	Y	75,594	79,197
	Agency Totals		<u>75,594</u>	<u>79,197</u>
Naval Research Laboratory (NRL)				
<i>Direct Awards</i>				
Basic and Applied Scientific Research	12.300	Y	25,759	
	Agency Totals		<u>25,759</u>	
Naval Surface Warfare Center				

Cluster: 1R&D
Major Agency: US Department of Defense (DoD)

FY08 SEFA

**UNIVERSITY OF ILLINOIS
SCHEDULE OF EXPENDITURES OF FEDERAL AWARDS
Year Ended June 30, 2008**

Cluster/Major Agency/Federal Agency/ Award Type/CFDA Program Title	CFDA Number	Major Prog	Urbana	Chicago
<i>Direct Awards</i>				
Dept of Defense (general)	12.000	Y	-6,577	
Basic and Applied Scientific Research	12.300	Y	5,718	
<i>Pass through from Others - see also pass through detail</i>				
Basic and Applied Scientific Research	12.300	Y	315,618	
		Agency Totals	<u>314,759</u>	
Navy				
<i>Pass through from Others - see also pass through detail</i>				
Basic and Applied Scientific Research	12.300	Y	823,872	104,282
		Agency Totals	<u>823,872</u>	<u>104,282</u>
Office of Naval Research (ONR)				
<i>Direct Awards</i>				
Dept of Defense (general)	12.000	Y		138,139
Basic and Applied Scientific Research	12.300	Y	6,157,492	1,286,643
<i>Pass through from Others - see also pass through detail</i>				
Dept of Defense (general)	12.000	Y		4,382
Basic and Applied Scientific Research	12.300	Y	768,564	66,534
		Agency Totals	<u>6,926,056</u>	<u>1,495,700</u>
Space and Naval Warfare Systems Center				
<i>Direct Awards</i>				
Research and Technology Development	12.910	Y	232,291	
		Agency Totals	<u>232,291</u>	
US Army Corps of Engineers				
<i>Direct Awards</i>				
Dept of Defense (general)	12.000	Y		91,580
<i>Pass through from Others - see also pass through detail</i>				
Collaborative Research and Development	12.114	Y	-18,071	
		Agency Totals	<u>-18,071</u>	<u>91,580</u>
US Army Dental Research Detachment				
<i>Direct Awards</i>				
Dept of Defense (general)	12.000	Y		26,009
		Agency Totals		<u>26,009</u>
US Army Engineering District				
<i>Direct Awards</i>				

Cluster: 1R&D
Major Agency: US Department of Defense (DoD)

FY08 SEFA

UNIVERSITY OF ILLINOIS
SCHEDULE OF EXPENDITURES OF FEDERAL AWARDS
Year Ended June 30, 2008

Cluster/Major Agency/Federal Agency/ Award Type/CFDA Program Title	CFDA Number	Major Prog	Urbana	Chicago
Dept of Defense (general)	12.000	Y	95,863	
	Agency Totals		<u>95,863</u>	
US Army Medical Research Acquisition				
<i>Direct Awards</i>				
Dept of Defense (general)	12.000	Y	116,366	1,769,974
Military Medical Research and Development	12.420	Y	1,065	1,181,523
Basic Scientific Research	12.431	Y	41,579	
Basic, Applied, and Advanced Research in Science and Engineering	12.630	Y		66,260
	Agency Totals		<u>159,010</u>	<u>3,017,757</u>
US Army Medical Research Office				
<i>Direct Awards</i>				
Dept of Defense (general)	12.000	Y		76,150
Military Medical Research and Development	12.420	Y		-15,000
	Agency Totals			<u>76,145</u>
US Department of Defense (DoD)				
<i>Direct Awards</i>				
Military Medical Research and Development	12.420	Y		2,940
Basic, Applied, and Advanced Research in Science and Engineering	12.630	Y	130,059	
Air Force Defense Research Sciences Program	12.800	Y		117,250
<i>Pass through from Others - see also pass through detail</i>				
Dept of Defense (general)	12.000	Y		481,980
Collaborative Research and Development	12.114	Y	432,891	
Basic and Applied Scientific Research	12.300	Y		42,600
Military Medical Research and Development	12.420	Y		10,170
Basic Scientific Research	12.431	Y		28,670
Air Force Defense Research Sciences Program	12.800	Y		177,150
	Agency Totals		<u>562,950</u>	<u>860,790</u>
<u>US Department of Education</u>				
US Department of Education				
<i>Direct Awards</i>				
National Resource Cntrs Prog for Foreign Language and Area Studies or Foreign Language	84.015	Y	68,706	
Women's Educational Equity Act Program	84.083	Y		68,110
National Institute on Disability and Rehabilitation Research	84.133	Y	155,537	4,878,270

Cluster: 1R&D
Major Agency: US Department of Education

FY08 SEFA

**UNIVERSITY OF ILLINOIS
SCHEDULE OF EXPENDITURES OF FEDERAL AWARDS
Year Ended June 30, 2008**

Cluster/Major Agency/Federal Agency/ Award Type/CFDA Program Title	CFDA Number	Major Prog	Urbana	Chicago
Javits Fellowships	84.170	Y		44,416
Bilingual Education Training Grants	84.195	Y		2,060
Graduate Assistance in Areas of National Need	84.200	Y		107,270
Rehabilitation Services Demonstration and Training Programs	84.235	Y		2
Education Research, Development and Dissemination	84.305	Y	1,055,386	307,690
Research in Special Education	84.324	Y	427,330	402,080
Special Education - Personnel Dev to Improve Services and Results for Children with Disabilities	84.325	Y	665,034	
<i>Pass through from Others - see also pass through detail</i>				
Dept of Education (general)	84.000	Y	220,074	147,270
Career and Technical Education -- National Programs	84.051	Y	-84	
National Institute on Disability and Rehabilitation Research	84.133	Y	179,825	231,820
Fund for the Improvement of Education	84.215	Y	88,976	
Assistive Technology	84.224	Y		36,020
Education Research, Development and Dissemination	84.305	Y		197,840
Research in Special Education	84.324	Y	97,834	
Gaining Early Awareness and Readiness for Undergraduate Programs	84.334	Y	10,546	
<i>Pass through from State of IL - see also pass through detail</i>				
Twenty-First Century Community Learning Centers	84.287	Y	6,398	
Block Grants for Prevention and Treatment of Substance Abuse	84.334	Y	299,999	
Improving Teacher Quality State Grants	84.367	Y	27,277	
Agency Totals			<u>3,302,838</u>	<u>6,422,870</u>
<u>US Department of Energy (DOE)</u>				
Argonne National Lab				
<i>Direct awards from DOE lab - see also pass through detail</i>				
Dept of Energy (general)	81.000	Y	553,737	664,150
Office of Science Financial Assistance Program	81.049	Y		30,080
Transport of Transuranic Wastes to the Waste Isolation Pilot Plant: States and Tribal	81.106	Y		3,300
Agency Totals			<u>553,737</u>	<u>697,540</u>
Brookhaven National Lab				
<i>Direct awards from DOE lab - see also pass through detail</i>				
Dept of Energy (general)	81.000	Y	138,919	
Agency Totals			<u>138,919</u>	

Cluster: 1R&D
Major Agency: US Department of Energy (DOE)

FY08 SEFA

UNIVERSITY OF ILLINOIS
SCHEDULE OF EXPENDITURES OF FEDERAL AWARDS
Year Ended June 30, 2008

Cluster/Major Agency/Federal Agency/ Award Type/CFDA Program Title	CFDA Number	Major Prog	Urbana	Chicago
DOE Chicago operations				
<i>Direct Awards</i>				
Dept of Energy (general)	81.000	Y	179,489	
Office of Science Financial Assistance Program	81.049	Y	5,725,792	138,000
	Agency Totals		<u>5,905,281</u>	<u>138,000</u>
DOE Germantown operations				
<i>Direct Awards</i>				
Office of Science Financial Assistance Program	81.049	Y		522,127
	Agency Totals			<u>522,127</u>
DOE Idaho operations				
<i>Direct Awards</i>				
Dept of Energy (general)	81.000	Y	110,621	
Office of Science Financial Assistance Program	81.049	Y	-5,492	
	Agency Totals		<u>105,129</u>	
Fermilab				
<i>Direct awards from DOE lab - see also pass through detail</i>				
Dept of Energy (general)	81.000	Y	158,499	128,974
	Agency Totals		<u>158,499</u>	<u>128,974</u>
Lawrence Berkeley National Lab				
<i>Direct awards from DOE lab - see also pass through detail</i>				
Dept of Energy (general)	81.000	Y	246,214	
	Agency Totals		<u>246,214</u>	
Lawrence Livermore National Lab				
<i>Direct awards from DOE lab - see also pass through detail</i>				
Dept of Energy (general)	81.000	Y	3,501,331	
<i>Pass through from Others - see also pass through detail</i>				
Dept of Energy (general)	81.000	Y	117,404	
	Agency Totals		<u>3,618,735</u>	
Los Alamos National Lab				
<i>Direct awards from DOE lab - see also pass through detail</i>				
Dept of Energy (general)	81.000	Y	319,297	
	Agency Totals		<u>319,297</u>	
National Energy Technology Laboratory (NETL)				
<i>Direct awards from DOE lab - see also pass through detail</i>				

Cluster: 1R&D
Major Agency: US Department of Energy (DOE)

FY08 SEFA

UNIVERSITY OF ILLINOIS
SCHEDULE OF EXPENDITURES OF FEDERAL AWARDS
Year Ended June 30, 2008

Cluster/Major Agency/Federal Agency/ Award Type/CFDA Program Title	CFDA Number	Major Prog	Urbana	Chicago
Dept of Energy (general)	81.000	Y	83,396	
Fossil Energy Research and Development	81.089	Y	2,185,360	
		Agency Totals	<u>2,268,756</u>	
National Renewable Energy Lab				
<i>Direct awards from DOE lab - see also pass through detail</i>				
Dept of Energy (general)	81.000	Y	119,858	
		Agency Totals	<u>119,858</u>	
Oak Ridge Institute for Science and Education ORISE				
<i>Direct Awards</i>				
Dept of Energy (general)	81.000	Y		-13,596
		Agency Totals		<u>-13,596</u>
Sandia National Lab				
<i>Direct awards from DOE lab - see also pass through detail</i>				
Dept of Energy (general)	81.000	Y	722,359	
<i>Pass through from Others - see also pass through detail</i>				
Dept of Energy (general)	81.000	Y	-17,551	
		Agency Totals	<u>704,808</u>	
US Department of Energy (DOE)				
<i>Direct Awards</i>				
Dept of Energy (general)	81.000	Y	6,951,253	581,740
Office of Science Financial Assistance Program	81.049	Y	130,107	879,820
Office of Scientific and Technical Information	81.064	Y		126,790
Conservation Research and Development	81.086	Y	100,933	37,620
Renewable Energy Research and Development	81.087	Y	232,879	
Fossil Energy Research and Development	81.089	Y		42,240
Nuclear Energy Research, Development and Demonstration	81.121	Y	139,185	
<i>Pass through from Others - see also pass through detail</i>				
Dept of Energy (general)	81.000	Y	1,186,244	53,920
Office of Science Financial Assistance Program	81.049	Y	372,901	40,260
Conservation Research and Development	81.086	Y		114,660
Renewable Energy Research and Development	81.087	Y	163,452	768,850
Fossil Energy Research and Development	81.089	Y		85,030
Nuclear Energy Research, Development and Demonstration	81.121	Y		51,750

Cluster: 1R&D
Major Agency: US Department of Energy (DOE)

FY08 SEFA

UNIVERSITY OF ILLINOIS
SCHEDULE OF EXPENDITURES OF FEDERAL AWARDS
Year Ended June 30, 2008

Cluster/Major Agency/Federal Agency/ Award Type/CFDA Program Title	CFDA Number	Major Prog	Urbana	Chicago
<i>Pass through from State of IL - see also pass through detail</i>				
State Energy Program	81.041	Y	751,716	
State Energy Program Special Projects	81.119	Y	61	
		Agency Totals	<u>10,028,731</u>	<u>2,782,721</u>
<u>US Department of Homeland Security(USDHS)</u>				
Federal Emergency Management Agency (FEMA)				
<i>Pass through from Others - see also pass through detail</i>				
Dept of Homeland Security (general)	97.000	Y	40,231	
<i>Pass through from State of IL - see also pass through detail</i>				
Pre-Disaster Mitigation (PDM) Competitive Grants (B)	97.017	Y	85,581	
		Agency Totals	<u>125,812</u>	
US Department of Homeland Security(USDHS)				
<i>Direct Awards</i>				
State and Local Homeland Security Exercise Support	97.006	Y	-7,402	
Assistance to Firefighters Grant	97.044	Y	792,916	
Aviation Research Grants	97.069	Y	221,305	
<i>Pass through from Others - see also pass through detail</i>				
National Institute of Justice Domestic Anti-Terrorism Technology Development Program	16.565	Y	15,868	
Dept of Homeland Security (general)	97.000	Y	686,344	
		Agency Totals	<u>1,709,031</u>	
<u>US Department of Interior</u>				
Acadia National Park				
<i>Direct Awards</i>				
Dept of the Interior (general)	15.000	Y	852	
		Agency Totals	<u>852</u>	
Grand Canyon National Park				
<i>Direct Awards</i>				
Dept of the Interior (general)	15.000	Y	4,297	
		Agency Totals	<u>4,297</u>	
National Business Center (NBC)				
<i>Direct Awards</i>				
Dept of the Interior (general)	15.000	Y	245,653	
<i>Pass through from Others - see also pass through detail</i>				

Cluster: 1R&D
Major Agency: US Department of Interior

FY08 SEFA

**UNIVERSITY OF ILLINOIS
SCHEDULE OF EXPENDITURES OF FEDERAL AWARDS
Year Ended June 30, 2008**

Cluster/Major Agency/Federal Agency/ Award Type/CFDA Program Title	CFDA Number	Major Prog	Urbana	Chicago
Dept of the Interior (general)	15.000	Y	115,347	
	Agency Totals		<u>361,000</u>	
National Park Service				
<i>Direct Awards</i>				
Dept of the Interior (general)	15.000	Y	131,255	3,892
	Agency Totals		<u>131,255</u>	<u>3,892</u>
United States Geological Survey				
<i>Direct Awards</i>				
Dept of the Interior (general)	15.000	Y	75,865	
Assistance to State Water Resources Research Institutes	15.805	Y	90,466	
Earthquake Hazards Reduction Program	15.807	Y	54,709	
U.S. Geological Survey_ Research and Data Collection	15.808	Y	152,668	
National Spatial Data Infrastructure Cooperative Agreements Program	15.809	Y	190,691	
National Cooperative Geologic Mapping Program	15.810	Y	218,115	
Upper Mississippi River System Long Term Resource Monitoring Program	15.978	Y	977,814	
<i>Pass through from Others - see also pass through detail</i>				
Fish and Wildlife Management Assistance	15.608	Y	-88	
Assistance to State Water Resources Research Institutes	15.805	Y	6,883	
	Agency Totals		<u>1,767,123</u>	
US Bureau of Reclamation				
<i>Direct Awards</i>				
Dept of the Interior (general)	15.000	Y	9,021	
<i>Pass through from Others - see also pass through detail</i>				
Dept of the Interior (general)	15.000	Y	13,488	
	Agency Totals		<u>22,509</u>	
US Department of Interior				
<i>Direct Awards</i>				
Dept of the Interior (general)	15.000	Y	208,442	
Assistance to State Water Resources Research Institutes	15.805	Y	45,887	
<i>Pass through from Others - see also pass through detail</i>				
Research and Technology Development	12.910	Y	847	
Dept of the Interior (general)	15.000	Y	118,746	
<i>Pass through from State of IL - see also pass through detail</i>				

Cluster: 1R&D
Major Agency: US Department of Interior

FY08 SEFA

UNIVERSITY OF ILLINOIS
SCHEDULE OF EXPENDITURES OF FEDERAL AWARDS
Year Ended June 30, 2008

Cluster/Major Agency/Federal Agency/ Award Type/CFDA Program Title	CFDA Number	Major Prog	Urbana	Chicago
State Wildlife Grants	15.634	Y	14,960	
	Agency Totals		<u>388,882</u>	
US Fish & Wildlife				
<i>Direct Awards</i>				
Dept of the Interior (general)	15.000	Y	62,601	
Fish and Wildlife Management Assistance	15.608	Y	119,069	
Cooperative Endangered Species Conservation Fund	15.615	Y	7,219	
State Wildlife Grants	15.634	Y	86	
Neotropical Migratory Bird Conservation	15.635	Y	3,963	
Migratory Bird Conservation	15.647	Y	6,614	
<i>Pass through from Others - see also pass through detail</i>				
Dept of the Interior (general)	15.000	Y	4,869	
Fish and Wildlife Management Assistance	15.608	Y	9,722	
<i>Pass through from State of IL - see also pass through detail</i>				
Sport Fish Restoration Program	15.605	Y	1,458,610	
Wildlife Restoration	15.611	Y	564,646	
Cooperative Endangered Species Conservation Fund	15.615	Y	18,012	
State Wildlife Grants	15.634	Y	977,524	
	Agency Totals		<u>3,232,935</u>	
<u>US Department of Justice (DOJ)</u>				
National Institute of Justice				
<i>Direct Awards</i>				
Dept of Justice (general)	16.000	Y		484,370
National Institute of Justice Research, Evaluation, and Development Project Grants	16.560	Y		9,822
	Agency Totals			<u>494,192</u>
US Department of Justice (DOJ)				
<i>Direct Awards</i>				
Dept of Justice (general)	16.000	Y	100,885	
OVW Technical Assistance Initiative	16.526	Y		130,840
National Institute of Justice Research, Evaluation, and Development Project Grants	16.560	Y		-13,000
<i>Pass through from Others - see also pass through detail</i>				
Juvenile Justice and Delinquency Prevention_Allocation to States	16.540	Y		35,985
	Agency Totals		<u>100,885</u>	<u>166,815</u>

Cluster: 1R&D
Major Agency: US Department of Justice (DOJ)

FY08 SEFA

UNIVERSITY OF ILLINOIS
SCHEDULE OF EXPENDITURES OF FEDERAL AWARDS
Year Ended June 30, 2008

Cluster/Major Agency/Federal Agency/ Award Type/CFDA Program Title	CFDA Number	Major Prog	Urbana	Chicago
<u>US Department of Transportation (DOT)</u>				
FAA William J Hughes Technical Center				
<i>Direct Awards</i>				
Aviation Research Grants	20.108	Y	335,885	
Air Transportation Centers of Excellence	20.109	Y	1,930,833	
	Agency Totals		<u>2,266,718</u>	
Federal Aviation Administration (FAA)				
<i>Direct Awards</i>				
Aviation Research Grants	20.108	Y	25,999	
	Agency Totals		<u>25,999</u>	
Federal Highway Administration (FHWA)				
<i>Direct Awards</i>				
Highway Research and Development Program	20.200	Y		34,908
Highway Planning and Construction	20.205	Y	852	
<i>Pass through from Others - see also pass through detail</i>				
Highway Planning and Construction	20.205	Y	85,509	
	Agency Totals		<u>86,361</u>	<u>34,908</u>
Federal Railroad Administration				
<i>Direct Awards</i>				
Dept of Transportation (general)	20.000	Y		297,519
Railroad Safety	20.301	Y		97,467
<i>Pass through from Others - see also pass through detail</i>				
Railroad Safety	20.301	Y	103,596	
	Agency Totals		<u>103,596</u>	<u>394,986</u>
Federal Transit Administration (FTA)				
<i>Pass through from State of IL - see also pass through detail</i>				
State Planning and Research	20.515	Y		524,655
	Agency Totals			<u>524,655</u>
US Department of Transportation (DOT)				
<i>Direct Awards</i>				
Dept of Transportation (general)	20.000	Y	46,319	
Job Access_Reverse Commute	20.516	Y		50,828
<i>Pass through from Others - see also pass through detail</i>				

Cluster: 1R&D
Major Agency: US Department of Transportation (DOT)

FY08 SEFA

UNIVERSITY OF ILLINOIS
SCHEDULE OF EXPENDITURES OF FEDERAL AWARDS
Year Ended June 30, 2008

Cluster/Major Agency/Federal Agency/ Award Type/CFDA Program Title	CFDA Number	Major Prog	Urbana	Chicago
Dept of Transportation (general)	20.000	Y	-22,372	186,85
Airport Improvement Program	20.106	Y	12,109	
Highway Research and Development Program	20.200	Y	56,227	
Transportation Infrastructure Finance and Innovation Act (TIFIA) Program	20.223	Y		2,07
State and Community Highway Safety	20.600	Y		9,70
Pipeline Safety Program Base Grants	20.700	Y		4,16
University Transportation Centers Program	20.701	Y		26,66
<i>Pass through from State of IL - see also pass through detail</i>				
Highway Planning and Construction	20.205	Y	3,012,111	243,09
State and Community Highway Safety	20.600	Y		
Safety Incentive Grants for Use of Seatbelts	20.604	Y		
Agency Totals			<u>3,104,394</u>	<u>523,37</u>

US Environmental Protection Agency (EPA)

US Environmental Protection Agency (EPA)

Direct Awards

Environmental Protection Agency (general)	66.000	Y	13,002	73,72
Air Pollution Control Program Support	66.001	Y		-4
Great Lakes Program	66.469	Y	36,842	39,36
Environmental Protection Comprehensive Research Grants	66.500	Y	235,592	
Science To Achieve Results (STAR) Research Program	66.509	Y	193,000	
Office of Research and Development Consolidated Research/Training	66.511	Y	45,162	
P3 Award: National Student Design Competition for Sustainability	66.516	Y	29,566	
Surveys Studies Investigations and Special Purpose Grants	66.606	Y	261,631	
Surveys, Studies, Investigations, Training Demonstrations and Educational Outreach	66.716	Y		51,49
<i>Pass through from Others - see also pass through detail</i>				
Environmental Protection Agency (general)	66.000	Y	225,220	278,36
Air Pollution Control Program Support	66.001	Y	11,330	
Surveys, Studies, Invest, Demos and Special Purpose Activities Relating to the Clean Air Act	66.034	Y	22,077	
Targeted Watersheds Grants	66.439	Y	159,620	
National Estuary Program	66.456	Y	25,346	
Nonpoint Source Implementation Grants	66.460	Y	5,827	
Assessment and Watershed Protection Program Grants	66.480	Y	5,000	

Cluster: 1R&D

Major Agency: US Environmental Protection Agency (EPA)

FY08 SEFA

UNIVERSITY OF ILLINOIS
SCHEDULE OF EXPENDITURES OF FEDERAL AWARDS
Year Ended June 30, 2008

Cluster/Major Agency/Federal Agency/ Award Type/CFDA Program Title	CFDA Number	Major Prog	Urbana	Chicago
Environmental Protection-Consolidated Research	66.500	Y	50,190	
Science To Achieve Results (STAR) Research Program	66.509	Y	51,766	21,639
Regional Environmental Monitoring and Assessment Program (REMAP) Research Projects	66.512	Y	41,016	
<i>Pass through from State of IL - see also pass through detail</i>				
Surveys, Studies, Investigations, Demonstrations, and Training Grants and Coop Agreements	66.436	Y		9,820
Nonpoint Source Implementation Grants	66.460	Y	129,002	
Agency Totals			<u>1,541,189</u>	<u>474,369</u>
<u>US Health & Human Services (HHS)</u>				
Administration for Children and Families (ACF)				
<i>Direct Awards</i>				
University Cntrs for Excellence in Develop Disabilities Education, Research, and Service	93.632	Y		546,561
Agency Totals				<u>546,561</u>
Agency for Healthcare Research and Quality (AHRQ)				
<i>Direct Awards</i>				
Dept of Health & Human Services (general)	93.000	Y		185,204
Research on Healthcare Costs, Quality and Outcomes	93.226	Y	11,597	1,241,148
Agency Totals			<u>11,597</u>	<u>1,426,352</u>
Agency for Toxic Substances and Disease Registry (ATSDR)				
<i>Direct Awards</i>				
Health Program for Toxic Substances and Disease Registry	93.161	Y		-20,000
Great Lakes Human Health Effects Research	93.208	Y	223,148	
Agency Totals			<u>223,148</u>	<u>-20,000</u>
Center for Scientific Review				
<i>Direct Awards</i>				
Dept of Health & Human Services (general)	93.000	Y		79,657
Agency Totals				<u>79,657</u>
Centers for Disease Control and Prevention (CDC)				
<i>Direct Awards</i>				
Dept of Health & Human Services (general)	93.000	Y		132,422
Innovations in Applied Public Health Research	93.061	Y		1,487,950
Injury Prevention and Control Research and State and Community Based Programs	93.136	Y		-112,222
Disabilities Prevention	93.184	Y		768,822
Occupational Safety and Health Program	93.262	Y	56,314	1,260,270

Cluster: 1R&D
Major Agency: US Health & Human Services (HHS)

FY08 SEFA

UNIVERSITY OF ILLINOIS
SCHEDULE OF EXPENDITURES OF FEDERAL AWARDS
Year Ended June 30, 2008

Cluster/Major Agency/Federal Agency/ Award Type/CFDA Program Title	CFDA Number	Major Prog	Urbana	Chicago
Occupational Safety and Health Training Grants	93.263	Y	84	-5,713
Centers for Disease Control and Prevention_ Investigations and Technical Assistance	93.283	Y		537,927
Epidemiologic Research Studies of Acquired Immunodeficiency Syndrome (AIDS) and Human Assistance Programs for Chronic Disease Prevention and Control	93.943	Y		450,279
	93.945	Y		237,508
<i>Pass through from Others - see also pass through detail</i>				
Dept of Health & Human Services (general)	93.000	Y		126,153
Occupational Safety and Health Program	93.262	Y		84,446
Immunization Grants	93.268	Y		-463
Centers for Disease Control and Prevention_ Investigations and Technical Assistance	93.283	Y		376,692
Digestive Diseases and Nutrition Research	93.848	Y		138,918
HIV Prevention Activities_Health Department Based	93.940	Y		32,226
<i>Pass through from State of IL - see also pass through detail</i>				
Special Programs for the Aging_ Title IV_ and Title II_ Discretionary Projects	93.048	Y		15,974
Centers for Disease Control and Prevention_ Investigations and Technical Assistance	93.283	Y	75,963	33,804
Preventive Health and Health Services Block Grant	93.991	Y		1,367
	Agency Totals		<u>132,361</u>	<u>5,566,361</u>
Health Resources and Services Administration (HRSA)				
<i>Direct Awards</i>				
Maternal and Child Health Federal Consolidated Programs	93.110	Y		534,027
AIDS Education and Training Centers	93.145	Y		1,074
Centers for Medical Education Research	93.222	Y		1,749
Health Careers Opportunity Program	93.822	Y		16,613
Vision Research	93.867	Y		232,994
Ryan White HIV/AIDS Dental Reimbursements\Community Based Dental Partnership	93.924	Y		268,051
Special Projects of National Significance	93.928	Y		111,439
<i>Pass through from Others - see also pass through detail</i>				
Dept of Health & Human Services (general)	93.000	Y		19,038
<i>Pass through from State of IL - see also pass through detail</i>				
Special Programs for the Aging_ Title IV_ and Title II_ Discretionary Projects	93.048	Y		23,958
	Agency Totals			<u>1,208,946</u>
HRSA/BHPR/DADPHP (Health Resources and Services)				
<i>Pass through from Others - see also pass through detail</i>				
Dept of Health & Human Services (general)	93.000	Y		18,076

Cluster: 1R&D

Major Agency: US Health & Human Services (HHS)

FY08 SEFA

UNIVERSITY OF ILLINOIS
SCHEDULE OF EXPENDITURES OF FEDERAL AWARDS
Year Ended June 30, 2008

Cluster/Major Agency/Federal Agency/ Award Type/CFDA Program Title	CFDA Number	Major Prog	Urbana	Chicago
	Agency Totals			<u>18,076</u>
John E Fogarty International Center				
<i>Direct Awards</i>				
Minority International Research Training Grant in the	93.106	Y		-19
Microbiology and Infectious Diseases Research	93.856	Y		39,220
International Research and Research Training	93.989	Y		1,134,075
	Agency Totals			<u>1,173,276</u>
National Cancer Institute				
<i>Direct Awards</i>				
Dept of Health & Human Services (general)	93.000	Y	-3,762	798,783
Cancer Cause and Prevention Research	93.393	Y	157,902	4,286,355
Cancer Detection and Diagnosis Research	93.394	Y	908,984	499,940
Cancer Treatment Research	93.395	Y	99,379	2,247,162
Cancer Biology Research	93.396	Y	405,755	2,586,905
Cancer Research Manpower	93.398	Y		504,239
Cancer Control	93.399	Y	-89	4,437,103
<i>Pass through from Others - see also pass through detail</i>				
Dept of Health & Human Services (general)	93.000	Y		203,375
Cancer Cause and Prevention Research	93.393	Y	61,090	71,865
Cancer Research Manpower	93.398	Y		182,276
Cancer Control	93.399	Y		144,473
	Agency Totals		<u>1,629,259</u>	<u>15,962,486</u>
National Center for Complementary & Alternative Medicine				
<i>Direct Awards</i>				
Research and Training in Complementary and Alternative Medicine	93.213	Y		1,688,178
	Agency Totals			<u>1,688,178</u>
National Center for Injury Prevention and Control				
<i>Direct Awards</i>				
Injury Prevention and Control Research and State and Community Based Programs	93.136	Y	228,012	795,594
	Agency Totals		<u>228,012</u>	<u>795,594</u>
National Center for Research Resources				
<i>Direct Awards</i>				
General Clinical Research Centers	93.333	Y		176,214

Cluster: 1R&D

Major Agency: US Health & Human Services (HHS)

FY08 SEFA

UNIVERSITY OF ILLINOIS
SCHEDULE OF EXPENDITURES OF FEDERAL AWARDS
Year Ended June 30, 2008

Cluster/Major Agency/Federal Agency/ Award Type/CFDA Program Title	CFDA Number	Major Prog	Urbana	Chicago
National Center for Research Resources	93.389	Y	690,493	5,138,531
	Agency Totals		<u>690,493</u>	<u>5,314,751</u>
National Center on Minority Health & Health Disparities				
<i>Direct Awards</i>				
Minority Health and Health Disparities Research	93.307	Y	10,730	489,811
	Agency Totals		<u>10,730</u>	<u>489,811</u>
National Eye Institute				
<i>Direct Awards</i>				
Family Violence Prevention and Services/Grants for Battered Women's Shelters	93.671	Y		449,897
Vision Research	93.867	Y	2,295	3,397,313
<i>Pass through from Others - see also pass through detail</i>				
Diabetes, Endocrinology and Metabolism Research	93.847	Y		211,787
Vision Research	93.867	Y		110,787
	Agency Totals		<u>2,295</u>	<u>3,958,018</u>
National Heart Lung & Blood Institute				
<i>Direct Awards</i>				
Dept of Health & Human Services (general)	93.000	Y		164,840
National Center on Sleep Disorders Research	93.233	Y		218,283
Heart and Vascular Diseases Research	93.837	Y	33,106	7,633,040
Lung Diseases Research	93.838	Y		6,892,550
Blood Diseases and Resources Research	93.839	Y		4,918,709
Diabetes, Endocrinology and Metabolism Research	93.847	Y		31,000
Microbiology and Infectious Diseases Research	93.856	Y		120,120
Child Health and Human Development Extramural Research	93.865	Y		37,018
<i>Pass through from Others - see also pass through detail</i>				
Dept of Health & Human Services (general)	93.000	Y		14,859
Heart and Vascular Diseases Research	93.837	Y		8,670
Lung Diseases Research	93.838	Y		1,429
Blood Diseases and Resources Research	93.839	Y		16,255
	Agency Totals		<u>33,106</u>	<u>20,056,788</u>
National Human Genome Research Institute				
<i>Direct Awards</i>				
Human Genome Research	93.172	Y		54,940

Cluster: 1R&D

Major Agency: US Health & Human Services (HHS)

FY08 SEFA

UNIVERSITY OF ILLINOIS
SCHEDULE OF EXPENDITURES OF FEDERAL AWARDS
Year Ended June 30, 2008

Cluster/Major Agency/Federal Agency/ Award Type/CFDA Program Title	CFDA Number	Major Prog	Urbana	Chicago
	Agency Totals			<u>54,948</u>
National Institute for Occupational Safety & Health				
<i>Direct Awards</i>				
Occupational Safety and Health Program	93.262	Y	271,056	83,624
<i>Pass through from Others - see also pass through detail</i>				
Dept of Health & Human Services (general)	93.000	Y		4,290
	Agency Totals		<u>271,056</u>	<u>87,920</u>
National Institute of Allergy & Infectious Diseases				
<i>Direct Awards</i>				
Dept of Health & Human Services (general)	93.000	Y		298,550
Allergy, Immunology and Transplantation Research	93.855	Y	186,352	4,647,140
Microbiology and Infectious Diseases Research	93.856	Y	2,102,812	6,050,710
<i>Pass through from Others - see also pass through detail</i>				
Dept of Health & Human Services (general)	93.000	Y	360,616	266,130
Allergy, Immunology and Transplantation Research	93.855	Y		102,900
Microbiology and Infectious Diseases Research	93.856	Y	106,350	-1,280
	Agency Totals		<u>2,756,130</u>	<u>11,364,160</u>
National Institute of Biomedical Imaging & Bioengineering				
<i>Direct Awards</i>				
Discovery and Applied Research for Technological Innovations to Improve Human Health	93.286	Y	384,947	140,210
<i>Pass through from Others - see also pass through detail</i>				
Dept of Health & Human Services (general)	93.000	Y	-288	
Discovery and Applied Research for Technological Innovations to Improve Human Health	93.286	Y	42,791	
	Agency Totals		<u>427,450</u>	<u>140,210</u>
National Institute of Child Health & Human Development				
<i>Direct Awards</i>				
Dept of Health & Human Services (general)	93.000	Y	278,599	1,633,450
Population Research	93.864	Y	725,359	32,850
Child Health and Human Development Extramural Research	93.865	Y	927,817	4,097,610
Center for Medical Rehabilitation Research	93.929	Y		12,870
<i>Pass through from Others - see also pass through detail</i>				
Child Health and Human Development Extramural Research	93.865	Y	19,789	92,430
	Agency Totals		<u>1,951,564</u>	<u>5,869,230</u>

Cluster: 1R&D
Major Agency: US Health & Human Services (HHS)

FY08 SEFA

UNIVERSITY OF ILLINOIS
SCHEDULE OF EXPENDITURES OF FEDERAL AWARDS
Year Ended June 30, 2008

Cluster/Major Agency/Federal Agency/ Award Type/CFDA Program Title	CFDA Number	Major Prog	Urbana	Chicago
National Institute of Dental & Craniofacial Research				
<i>Direct Awards</i>				
Dept of Health & Human Services (general)	93.000	Y		47,54
Oral Diseases and Disorders Research	93.121	Y	40,252	2,526,66
<i>Pass through from Others - see also pass through detail</i>				
Oral Diseases and Disorders Research	93.121	Y		8,72
	Agency Totals		<u>40,252</u>	<u>2,582,92</u>
National Institute of Diabetes & Digestive & Kidney Diseases				
<i>Direct Awards</i>				
Dept of Health & Human Services (general)	93.000	Y		923,93
Drug Abuse and Addiction Research Programs	93.279	Y		56,35
Diabetes, Endocrinology and Metabolism Research	93.847	Y	616,219	666,70
Digestive Diseases and Nutrition Research	93.848	Y		2,360,16
Kidney Diseases, Urology and Hematology Research	93.849	Y		1,652,48
<i>Pass through from Others - see also pass through detail</i>				
Diabetes, Endocrinology and Metabolism Research	93.847	Y	62,341	43,21
Kidney Diseases, Urology and Hematology Research	93.849	Y		-6,25
	Agency Totals		<u>678,560</u>	<u>5,696,60</u>
National Institute of Environmental & Health Sciences				
<i>Direct Awards</i>				
Environmental Health	93.113	Y	1,412,202	235,32
Biometry and Risk Estimation Health Risks from	93.115	Y		-9,27
<i>Pass through from Others - see also pass through detail</i>				
Environmental Health	93.113	Y		219
	Agency Totals		<u>1,412,202</u>	<u>226,26</u>
National Institute of General Medical Sciences				
<i>Direct Awards</i>				
Bioinformatics and Computational Biology Research (B)	93.309	Y		122,82
Academic Research Enhancement Award	93.390	Y	90,517	370,26
Refugee Assistance_Naturalization and Citizenship Activities	93.589	Y		270,05
Cell Biology and Biophysics Research	93.821	Y	473,471	363,82
Biomedical Research and Research Training	93.859	Y	5,784,130	6,683,70
Genetics and Developmental Biology Research and Research Training	93.862	Y		-6,22

Cluster: 1R&D
Major Agency: US Health & Human Services (HHS)

FY08 SEFA

UNIVERSITY OF ILLINOIS
SCHEDULE OF EXPENDITURES OF FEDERAL AWARDS
Year Ended June 30, 2008

Cluster/Major Agency/Federal Agency/ Award Type/CFDA Program Title	CFDA Number	Major Prog	Urbana	Chicago
<i>Pass through from Others - see also pass through detail</i>				
Biomedical Research and Research Training	93.859	Y		70,736
			Agency Totals	<u>7,875,197</u>
National Institute of Mental Health				
<i>Direct Awards</i>				
Mental Health Research Grants	93.242	Y	1,331,991	8,913,236
Mental Health Research Career/Scientist Development Awards	93.281	Y		1,185,370
Mental Health National Research Service Awards for Research Training	93.282	Y	464,440	170,989
Health Professions Student Loans, Including Primary Care Loans/Loans for Disadvantaged Students	93.342	Y		224,358
<i>Pass through from Others - see also pass through detail</i>				
Dept of Health & Human Services (general)	93.000	Y	70,121	30,118
Mental Health Research Grants	93.242	Y	117,052	209,268
Discovery and Applied Research for Technological Innovations to Improve Human Health	93.286	Y		172,263
Trans-NIH Research Support	93.310	Y		3,200
<i>Pass through from State of IL - see also pass through detail</i>				
Substance Abuse and Mental Health Services_Projects of Regional and National Significance	93.243	Y		35,000
			Agency Totals	<u>10,909,153</u>
National Institute of Neurological Disorders & Stroke				
<i>Direct Awards</i>				
Extramural Research Programs in the Neurosciences and Neurological Disorders	93.853	Y	92,835	4,100,993
Biological Basis Research in the Neurosciences	93.854	Y		11,130
<i>Pass through from Others - see also pass through detail</i>				
Extramural Research Programs in the Neurosciences and Neurological Disorders	93.853	Y		51,522
			Agency Totals	<u>4,163,660</u>
National Institute of Nursing Research				
<i>Direct Awards</i>				
Nursing Research	93.361	Y	55,078	4,989,192
<i>Pass through from Others - see also pass through detail</i>				
Nursing Research	93.361	Y		159,997
			Agency Totals	<u>5,149,189</u>
National Institute on Aging				
<i>Direct Awards</i>				
Cancer Cause and Prevention Research	93.393	Y		359,057
Aging Research	93.866	Y	2,309,605	4,284,069

Cluster: 1R&D

Major Agency: US Health & Human Services (HHS)

FY08 SEFA

UNIVERSITY OF ILLINOIS
SCHEDULE OF EXPENDITURES OF FEDERAL AWARDS
Year Ended June 30, 2008

Cluster/Major Agency/Federal Agency/ Award Type/CFDA Program Title	CFDA Number	Major Prog	Urbana	Chicago
<i>Pass through from Others - see also pass through detail</i> Aging Research	93.866	Y	602	
			<u>2,310,207</u>	<u>4,643,120</u>
National Institute on Alcohol Abuse & Alcoholism				
<i>Direct Awards</i>				
Alcohol Research Programs	93.273	Y		2,089,699
<i>Pass through from Others - see also pass through detail</i> Alcohol Research Programs	93.273	Y		62,823
				<u>2,152,522</u>
National Institute on Deafness & Other Hearing Disorders				
<i>Direct Awards</i>				
Research Related to Deafness and Communication Disorders	93.173	Y	1,384,886	713,090
<i>Pass through from Others - see also pass through detail</i> Research Related to Deafness and Communication Disorders	93.173	Y	187,851	
			<u>1,572,737</u>	<u>713,090</u>
National Institute on Drug Abuse				
<i>Direct Awards</i>				
Dept of Health & Human Services (general)	93.000	Y		59,340
Career Development Awards	93.277	Y		257,410
Drug Abuse and Addiction Research Programs	93.279	Y	975,998	3,043,699
<i>Pass through from Others - see also pass through detail</i> Drug Abuse and Addiction Research Programs	93.279	Y		20,000
			<u>975,998</u>	<u>3,360,479</u>
National Institutes of Health (NIH)				
<i>Direct Awards</i>				
Dept of Health & Human Services (general)	93.000	Y	765,176	1,730,020
Environmental Health	93.113	Y	111,176	
Biometry and Risk Estimation Health Risks from Environmental Exposures	93.115	Y	195,381	
Oral Diseases and Disorders Research	93.121	Y	350,268	129,650
Human Genome Research	93.172	Y	338,307	
Research Related to Deafness and Communication Disorders	93.173	Y	841,560	17,830
Research and Training in Complementary and Alternative Medicine	93.213	Y		64,740
Mental Health Research Grants	93.242	Y	2,126,042	960,720

Cluster: 1R&D
Major Agency: US Health & Human Services (HHS)

FY08 SEFA

UNIVERSITY OF ILLINOIS
SCHEDULE OF EXPENDITURES OF FEDERAL AWARDS
Year Ended June 30, 2008

Cluster/Major Agency/Federal Agency/ Award Type/CFDA Program Title	CFDA Number	Major Prog	Urbana	Chicago
Occupational Safety and Health Program	93.262	Y	42,515	
Alcohol Research Programs	93.273	Y	81,185	133,775
Drug Abuse and Addiction Research Programs	93.279	Y	733,397	20,820
Mental Health Research Career/Scientist Development Awards	93.281	Y	112,269	72,476
Mental Health National Research Service Awards for Research Training	93.282	Y	76,605	23,816
Discovery and Applied Research for Technological Innovations to Improve Human Health	93.286	Y	1,751,743	410,682
Bioinformatics and Computational Biology Research (B)	93.309	Y	80,015	
Trans-NIH Research Support	93.310	Y	315,753	
Nursing Research	93.361	Y		257,393
Biomedical Research Technology	93.371	Y	132,151	
National Center for Research Resources	93.389	Y	1,628,250	402,515
Academic Research Enhancement Award	93.390	Y	94,661	
Cancer Cause and Prevention Research	93.393	Y	525,576	1,078,507
Cancer Detection and Diagnosis Research	93.394	Y	845,793	
Cancer Treatment Research	93.395	Y	601,893	425,036
Cancer Biology Research	93.396	Y		244,366
Cancer Research Manpower	93.398	Y		97,476
Cancer Control	93.399	Y		34,248
Head Start	93.600	Y	12,055	
Social Services Research and Demonstration	93.647	Y	4,105	
Youth Initiative/Youth Gangs	93.660	Y	200,712	
Cell Biology and Biophysics Research	93.821	Y	-81,476	
Heart and Vascular Diseases Research	93.837	Y	775,343	2,921,970
Lung Diseases Research	93.838	Y	318,001	720,390
Blood Diseases and Resources Research	93.839	Y	447,540	383,082
Arthritis, Musculoskeletal and Skin Diseases Research	93.846	Y	368,639	
Diabetes, Endocrinology and Metabolism Research	93.847	Y	2,198,313	548,020
Digestive Diseases and Nutrition Research	93.848	Y	397,551	368,177
Kidney Diseases, Urology and Hematology Research	93.849	Y		124,068
Extramural Research Programs in the Neurosciences and Neurological Disorders	93.853	Y	1,606,574	189,450
Allergy, Immunology and Transplantation Research	93.855	Y	378,078	1,895,220
Microbiology and Infectious Diseases Research	93.856	Y	683,860	

Cluster: 1R&D

Major Agency: US Health & Human Services (HHS)

FY08 SEFA

UNIVERSITY OF ILLINOIS
SCHEDULE OF EXPENDITURES OF FEDERAL AWARDS
Year Ended June 30, 2008

Cluster/Major Agency/Federal Agency/ Award Type/CFDA Program Title	CFDA Number	Major Prog	Urbana	Chicago
Biomedical Research and Research Training	93.859	Y	11,494,084	1,837,405
Population Research	93.864	Y	74,950	
Child Health and Human Development Extramural Research	93.865	Y	1,473,314	1,018,667
Aging Research	93.866	Y	3,284,361	724,818
Vision Research	93.867	Y	2,319,046	416,094
Resource and Manpower Development in the Environmental	93.894	Y	-8,415	
International Research and Research Training	93.989	Y	261,719	
<i>Pass through from Others - see also pass through detail</i>				
National Institute on Disability and Rehabilitation Research	84.133	Y		57,250
Dept of Health & Human Services (general)	93.000	Y	432,771	887,850
Special Programs for the Aging_Title IV_and Title II_Discretionary Projects	93.048	Y	30,000	
Environmental Health	93.113	Y	-1,867	82,880
Applied Toxicological Research and Testing	93.114	Y	55,055	
Oral Diseases and Disorders Research	93.121	Y		19,090
Centers for Research and Demonstration for Health Promotion and Disease Prevention	93.135	Y		7,290
NIEHS Superfund Hazardous Substances_Basic Research and Education	93.143	Y	21,058	17,230
Human Genome Research	93.172	Y		5,930
Research Related to Deafness and Communication Disorders	93.173	Y	87,776	188,510
Research and Training in Complementary and Alternative Medicine	93.213	Y	79,263	183,820
Research on Healthcare Costs, Quality and Outcomes	93.226	Y		51,470
National Center on Sleep Disorders Research	93.233	Y		22,770
State Rural Hospital Flexibility Program	93.241	Y		7,150
Mental Health Research Grants	93.242	Y	51,224	282,760
Substance Abuse and Mental Health Services_Projects of Regional and National Significance	93.243	Y		44,590
Alcohol National Research Service Awards for Research Training	93.272	Y		29,940
Drug Abuse and Addiction Research Programs	93.279	Y		123,020
Discovery and Applied Research for Technological Innovations to Improve Human Health	93.286	Y	149,438	26,200
Minority Health and Health Disparities Research	93.307	Y		10,000
Trans-NIH Research Support	93.310	Y		249,890
Nursing Research	93.361	Y	1,502	8,980
National Center for Research Resources	93.389	Y	41,047	130,000
Cancer Cause and Prevention Research	93.393	Y	2,613	677,060

Cluster: 1R&D

Major Agency: US Health & Human Services (HHS)

FY08 SEFA

UNIVERSITY OF ILLINOIS
SCHEDULE OF EXPENDITURES OF FEDERAL AWARDS
Year Ended June 30, 2008

Cluster/Major Agency/Federal Agency/ Award Type/CFDA Program Title	CFDA Number	Major Prog	Urbana	Chicago
Cancer Detection and Diagnosis Research	93.394	Y		100,233
Cancer Treatment Research	93.395	Y		248,096
Cancer Biology Research	93.396	Y	18,334	
Cancer Control	93.399	Y	451,832	147,633
Developmental Disabilities Projects of National Significance	93.631	Y		-8,993
Heart and Vascular Diseases Research	93.837	Y		645,993
Lung Diseases Research	93.838	Y		-16,833
Blood Diseases and Resources Research	93.839	Y	47,778	12,300
Arthritis, Musculoskeletal and Skin Diseases Research	93.846	Y		172,734
Diabetes, Endocrinology and Metabolism Research	93.847	Y		337,433
Digestive Diseases and Nutrition Research	93.848	Y		63,746
Kidney Diseases, Urology and Hematology Research	93.849	Y		273,313
Extramural Research Programs in the Neurosciences and Neurological Disorders	93.853	Y	89,584	63,253
Allergy, Immunology and Transplantation Research	93.855	Y	12,916	2,334,983
Microbiology and Infectious Diseases Research	93.856	Y	347,057	1,171,483
Biomedical Research and Research Training	93.859	Y	246,419	480,883
Population Research	93.864	Y		52,536
Child Health and Human Development Extramural Research	93.865	Y	160,526	632,623
Aging Research	93.866	Y	303,704	227,533
Vision Research	93.867	Y	71,930	27,353
HIV Demonstration, Research, Public and Professional Education Projects	93.941	Y		780
Research, Treatment and Education Programs on Lyme Disease in the United States	93.942	Y	44,558	
Assistance Programs for Chronic Disease Prevention and Control	93.945	Y		-208
<i>Pass through from State of IL - see also pass through detail</i>				
Cooperative Agreements to States/Territories for the Coord and Develop of Primary Care Offices	93.130	Y		18,903
Substance Abuse and Mental Health Services_Projects of Regional and National Significance	93.243	Y		-103
Centers for Disease Control and Prevention_Investigations and Technical Assistance	93.283	Y		125,520
	Agency Totals		<u>40,702,588</u>	<u>27,346,563</u>
National Library of Medicine				
<i>Direct Awards</i>				
Dept of Health & Human Services (general)	93.000	Y		77,133
Medical Library Assistance	93.879	Y		-62,903

Cluster: 1R&D

Major Agency: US Health & Human Services (HHS)

FY08 SEFA

UNIVERSITY OF ILLINOIS
SCHEDULE OF EXPENDITURES OF FEDERAL AWARDS
Year Ended June 30, 2008

Cluster/Major Agency/Federal Agency/ Award Type/CFDA Program Title	CFDA Number	Major Prog	Urbana	Chicago
	Agency Totals			<u>14,226</u>
Natl Center for Chronic Disease Prev & Health Promotion				
<i>Direct Awards</i>				
Centers for Research and Demonstration for Health Promotion and Disease Prevention	93.135	Y		1,020,607
	Agency Totals			<u>1,020,607</u>
Natl Inst of Arthritis & Musculoskeletal & Skin Diseases				
<i>Direct Awards</i>				
Arthritis, Musculoskeletal and Skin Diseases Research	93.846	Y	559,783	-86,734
	Agency Totals			<u>-86,734</u>
Substance Abuse & Mental Health Services Admin (SAMHSA)				
<i>Direct Awards</i>				
Consolidated Knowledge Development and Application (KD&A) Program	93.230	Y		162,386
Traumatic Brain Injury State Demonstration Grant Program	93.234	Y		384,297
<i>Pass through from Others - see also pass through detail</i>				
Dept of Health & Human Services (general)	93.000	Y		137,865
Comp Community Mental Health Services for Children with Serious Emotional Disturbances	93.104	Y		87,242
	Agency Totals			<u>771,790</u>
US Health & Human Services (HHS)				
<i>Direct Awards</i>				
Dept of Health & Human Services (general)	93.000	Y		7,942
Alcohol Research Programs	93.273	Y	130,989	
Aging Research	93.866	Y		197,000
<i>Pass through from Others - see also pass through detail</i>				
Dept of Health & Human Services (general)	93.000	Y		661,950
Maternal and Child Health Federal Consolidated Programs	93.110	Y		45,712
Applied Toxicological Research and Testing	93.114	Y		10,364
Injury Prevention and Control Research and State and Community Based Programs	93.136	Y		5,895
Research and Training in Complementary and Alternative Medicine	93.213	Y		35,990
Research on Healthcare Costs, Quality and Outcomes	93.226	Y		9,590
State Rural Hospital Flexibility Program	93.241	Y		10,963
Mental Health Research Grants	93.242	Y		-7,573
Drug Abuse and Addiction Research Programs	93.279	Y		248,663
Discovery and Applied Research for Technological Innovations to Improve Human Health	93.286	Y		85,550

Cluster: 1R&D
Major Agency: US Health & Human Services (HHS)

FY08 SEFA

UNIVERSITY OF ILLINOIS
SCHEDULE OF EXPENDITURES OF FEDERAL AWARDS
Year Ended June 30, 2008

Cluster/Major Agency/Federal Agency/ Award Type/CFDA Program Title	CFDA Number	Major Prog	Urbana	Chicago
Minority Health and Health Disparities Research	93.307	Y		197,847
Cancer Cause and Prevention Research	93.393	Y		31,614
Cancer Treatment Research	93.395	Y		114,825
Cancer Control	93.399	Y		304,239
Social Services Research and Demonstration	93.647	Y		7,765
Child Welfare Services Training Grants	93.648	Y		28,027
Heart and Vascular Diseases Research	93.837	Y		35,029
Lung Diseases Research	93.838	Y		7
Blood Diseases and Resources Research	93.839	Y		52,304
Arthritis, Musculoskeletal and Skin Diseases Research	93.846	Y		78,967
Kidney Diseases, Urology and Hematology Research	93.849	Y		119,020
Extramural Research Programs in the Neurosciences and Neurological Disorders	93.853	Y		208,973
Microbiology and Infectious Diseases Research	93.856	Y		5,174
Child Health and Human Development Extramural Research	93.865	Y		-17,172
Aging Research	93.866	Y		269,609
Vision Research	93.867	Y		-8,606
Assistance Programs for Chronic Disease Prevention and Control	93.945	Y		703
Health and Safety Programs for Construction Work	93.955	Y		-4,714
International Research and Research Training	93.989	Y	180,348	
<i>Pass through from State of IL - see also pass through detail</i>				
Maternal and Child Health Federal Consolidated Programs	93.110	Y		38,217
Disabilities Prevention	93.184	Y		55,375
Block Grants for Prevention and Treatment of Substance Abuse	93.235	Y	36,947	
Block Grants for Prevention and Treatment of Substance Abuse	93.243	Y	265,544	
Centers for Disease Control and Prevention_Investigations and Technical Assistance	93.283	Y		18,902
Abandoned Infants	93.551	Y		-30,239
Child Care Mandatory and Matching Funds of the Child Care and Development Fund	93.596	Y	106	
Block Grants for Prevention and Treatment of Substance Abuse	93.959	Y	826,023	
Preventive Health and Health Services Block Grant	93.991	Y		-3,947
Maternal and Child Health Services Block Grant to the States	93.994	Y		-19
Block Grants for Prevention and Treatment of Substance Abuse	93.995	Y	70,000	
Agency Totals			<u>1,509,957</u>	<u>2,617,147</u>

Cluster: 1R&D
Major Agency: US Health & Human Services (HHS)

FY08 SEFA

UNIVERSITY OF ILLINOIS
SCHEDULE OF EXPENDITURES OF FEDERAL AWARDS
Year Ended June 30, 2008

Cluster/Major Agency/Federal Agency/ Award Type/CFDA Program Title	CFDA Number	Major Prog	Urbana	Chicago
<u>US Library of Congress</u>				
US Library of Congress				
<i>Direct Awards</i>				
Library of Congress (general)	42.000	Y	2,698	
Library of Congress Constituent and Collection Services	42.006	Y	442,936	
	Agency Totals		<u>445,634</u>	
<u>US NASA</u>				
Ames Research Center				
<i>Direct Awards</i>				
NASA (general)	43.000	Y	49,120	
	Agency Totals		<u>49,120</u>	
Glenn Research Center at Lewis Field				
<i>Direct Awards</i>				
NASA (general)	43.000	Y	64,970	
	Agency Totals		<u>64,970</u>	
Goddard Space Flight Center				
<i>Direct Awards</i>				
NASA (general)	43.000	Y	1,436,151	9,254
<i>Pass through from Others - see also pass through detail</i>				
NASA (general)	43.000	Y	-750	
	Agency Totals		<u>1,435,401</u>	<u>9,254</u>
Jet Propulsion Laboratory				
<i>Direct Awards</i>				
NASA (general)	43.000	Y	3,036	
	Agency Totals		<u>3,036</u>	
Johnson Space Center				
<i>Direct Awards</i>				
NASA (general)	43.000	Y	91,153	
	Agency Totals		<u>91,153</u>	
Langley Research Center				
<i>Direct Awards</i>				
NASA (general)	43.000	Y	182,124	
	Agency Totals		<u>182,124</u>	

Cluster: 1R&D
Major Agency: US NASA

FY08 SEFA

**UNIVERSITY OF ILLINOIS
SCHEDULE OF EXPENDITURES OF FEDERAL AWARDS
Year Ended June 30, 2008**

Cluster/Major Agency/Federal Agency/ Award Type/CFDA Program Title	CFDA Number	Major Prog	Urbana	Chicago
Marshall Space Flight Center				
<i>Direct Awards</i>				
NASA (general)	43.000	Y	105,574	
	Agency Totals		<u>105,574</u>	
NASA Headquarters				
<i>Direct Awards</i>				
NASA (general)	43.000	Y		28,940
<i>Pass through from Others - see also pass through detail</i>				
NASA (general)	43.000	Y	305,374	
Aerospace Education Services Program	43.001	Y	14,330	
	Agency Totals		<u>319,704</u>	<u>28,940</u>
NASA Shared Services Center				
<i>Direct Awards</i>				
NASA (general)	43.000	Y	279,157	1,114,073
	Agency Totals		<u>279,157</u>	<u>1,114,073</u>
US NASA				
<i>Direct Awards</i>				
NASA (general)	43.000	Y	10,898	112,788
Aerospace Education Services Program	43.001	Y		-165
Technology Transfer	43.002	Y		141,243
<i>Pass through from Others - see also pass through detail</i>				
NASA (general)	43.000	Y	1,000,486	69,394
	Agency Totals		<u>1,011,384</u>	<u>323,266</u>
<u>US National Endowment for the Arts (NEA)</u>				
US National Endowment for the Arts (NEA)				
<i>Direct Awards</i>				
Promotion of the Arts Leadership Initiatives	45.026	Y		24,346
<i>Pass through from Others - see also pass through detail</i>				
Promotion of the Arts_Grants to Organizations and Individuals	45.024	Y		4,202
	Agency Totals			<u>28,548</u>
<u>US National Endowment for the Humanities (NEH)</u>				
US National Endowment for the Humanities (NEH)				
<i>Pass through from Others - see also pass through detail</i>				

Cluster: 1R&D

Major Agency: US National Endowment for the Humanities (NEH)

FY08 SEFA

UNIVERSITY OF ILLINOIS
SCHEDULE OF EXPENDITURES OF FEDERAL AWARDS
Year Ended June 30, 2008

Cluster/Major Agency/Federal Agency/ Award Type/CFDA Program Title	CFDA Number	Major Prog	Urbana	Chicago
Promotion of the Humanities_Federal/State Partnership	45.129	Y		-102
	Agency Totals			-102
<u>US National Science Foundation (NSF)</u>				
US National Science Foundation (NSF)				
<i>Direct Awards</i>				
National Science Foundation (general)	47.000	Y	195,182	268,568
Engineering Grants	47.041	Y	16,751,507	1,908,570
Mathematical and Physical Sciences	47.049	Y	18,873,530	2,502,993
Geosciences	47.050	Y	4,142,315	42,103
Computer and Information Science and Engineering	47.070	Y	32,024,744	3,849,133
Biological Sciences	47.074	Y	6,177,083	1,729,533
Social, Behavioral, and Economic Sciences	47.075	Y	955,827	874,813
Education and Human Resources	47.076	Y	1,421,916	2,501,782
Polar Programs	47.078	Y	267,252	-3,666
International Science and Engineering (OISE)	47.079	Y	24,210	9,023
Office of Cyberinfrastructure	47.080	Y	910,976	
<i>Pass through from Others - see also pass through detail</i>				
National Science Foundation (general)	47.000	Y	117,141	181,647
Engineering Grants	47.041	Y	3,437,318	172,043
Mathematical and Physical Sciences	47.049	Y	1,487,170	90,978
Geosciences	47.050	Y	464,016	-18,212
Computer and Information Science and Engineering	47.070	Y	1,904,717	1,144,884
Biological Sciences	47.074	Y	1,086,264	31,523
Social, Behavioral, and Economic Sciences	47.075	Y	128,826	29,133
Education and Human Resources	47.076	Y	500,984	878,072
Academic Research Facilities and Instrumentation	47.077	Y		-27,317
Polar Programs	47.078	Y	63,852	60,353
International Science and Engineering (OISE)	47.079	Y	1,117	94,064
Office of Cyberinfrastructure	47.080	Y	333,306	
	Agency Totals		<u>91,269,253</u>	<u>16,320,048</u>

US Small Business Administration

US Small Business Administration

Cluster: 1R&D
Major Agency: US Small Business Administration

FY08 SEFA

UNIVERSITY OF ILLINOIS
SCHEDULE OF EXPENDITURES OF FEDERAL AWARDS
Year Ended June 30, 2008

Cluster/Major Agency/Federal Agency/ Award Type/CFDA Program Title	CFDA Number	Major Prog	Urbana	Chicago
<i>Direct Awards</i>				
Small Business Administration (general)	59.000	Y	912,963	
			<u>912,963</u>	
<u>US State Department</u>				
US State Department				
<i>Pass through from Others - see also pass through detail</i>				
Dept of State (general)	19.000	Y		18,237
				<u>18,237</u>
<u>Veterans Administration (VA)</u>				
Jesse Brown VA Medical Center				
<i>Direct Awards</i>				
Dept of Veterans' Affairs (general)	64.000	Y		1,346,487
				<u>1,346,487</u>
Miami VA Healthcare System				
<i>Direct Awards</i>				
Dept of Veterans' Affairs (general)	64.000	Y		8,785
				<u>8,785</u>
VA Hines Hospital				
<i>Direct Awards</i>				
Dept of Veterans' Affairs (general)	64.000	Y		158,679
				<u>158,679</u>
VA West Side Medical Center				
<i>Direct Awards</i>				
Dept of Veterans' Affairs (general)	64.000	Y		20,754
				<u>20,754</u>
			<u>267,922,360</u>	<u>197,824,976</u>
<u>Cluster: Aging</u>				
<u>US Health & Human Services (HHS)</u>				
US Health & Human Services (HHS)				
<i>Pass through from State of IL - see also pass through detail</i>				
Special Programs for the Aging_Title III, Part B_Grants for Supp Services and Senior Cntrs	93.044	N		1,373,527
				<u>1,373,527</u>
Cluster: Aging				
Major Agency: US Health & Human Services (HHS)				
				FY08 SEFA

**UNIVERSITY OF ILLINOIS
SCHEDULE OF EXPENDITURES OF FEDERAL AWARDS
Year Ended June 30, 2008**

Cluster/Major Agency/Federal Agency/ Award Type/CFDA Program Title	CFDA Number	Major Prog	Urbana	Chicago
			Cluster Totals	<u>1,373,527</u>
<u>Cluster: CCDF (Child Care & Development Fund)</u>				
<u>US Health & Human Services (HHS)</u>				
US Health & Human Services (HHS)				
<i>Pass through from State of IL - see also pass through detail</i>				
Child Care and Development Block Grant	93.575	Y	997,912	
Child Care Mandatory and Matching Funds of the Child Care and Development Fund	93.596	Y	240,371	
			Agency Totals	<u>1,238,283</u>
			Cluster Totals	<u>1,238,283</u>
<u>Cluster: CDBG - Entitlement and Small Cities</u>				
<u>Housing & Urban Development (HUD)</u>				
Housing & Urban Development (HUD)				
<i>Pass through from Others - see also pass through detail</i>				
Community Development Block Grants/Entitlement Grants	14.218	N		-770
			Agency Totals	<u>-770</u>
			Cluster Totals	<u>-770</u>
<u>Cluster: Child Nutrition</u>				
<u>US Department of Agriculture (USDA)</u>				
US Department of Agriculture (USDA)				
<i>Pass through from State of IL - see also pass through detail</i>				
Summer Food Service Program for Children	10.559	N	6,216	11,560
			Agency Totals	<u>11,560</u>
			Cluster Totals	<u>11,560</u>
<u>Cluster: Fish and Wildlife</u>				
<u>US Department of Interior</u>				
US Fish & Wildlife				
<i>Pass through from State of IL - see also pass through detail</i>				
Wildlife Restoration	15.611	N	30,142	
			Agency Totals	<u>30,142</u>
<i>Cluster: Fish and Wildlife</i>				
<i>Major Agency: US Department of Interior</i>				
			<i>FY08 SEFA</i>	

**UNIVERSITY OF ILLINOIS
SCHEDULE OF EXPENDITURES OF FEDERAL AWARDS
Year Ended June 30, 2008**

Cluster/Major Agency/Federal Agency/ Award Type/CFDA Program Title	CFDA Number	Major Prog	Urbana	Chicago
Cluster Totals			<u>30,142</u>	
<u>Cluster: Food Stamps</u>				
<u>US Department of Agriculture (USDA)</u>				
US Department of Agriculture (USDA)				
<i>Pass through from State of IL - see also pass through detail</i>				
State Administrative Matching Grants for Food Stamp Program				
	10.561	Y	5,625,102	1,517,604
Agency Totals			<u>5,625,102</u>	<u>1,517,604</u>
Cluster Totals			<u>5,625,102</u>	<u>1,517,604</u>
<u>Cluster: Highway Planning and Construction</u>				
<u>US Department of Transportation (DOT)</u>				
Federal Highway Administration (FHWA)				
<i>Direct Awards</i>				
Highway Planning and Construction				
	20.205	N	30,850	
Agency Totals			<u>30,850</u>	
Cluster Totals			<u>30,850</u>	
<u>Cluster: Highway Safety</u>				
<u>US Department of Transportation (DOT)</u>				
Federal Highway Administration (FHWA)				
<i>Pass through from State of IL - see also pass through detail</i>				
Safety Incentives to Prevent Operation of Motor Vehicles by Intoxicated Persons				
	20.605	N	-9,302	
Agency Totals			<u>-9,302</u>	
US Department of Transportation (DOT)				
<i>Pass through from State of IL - see also pass through detail</i>				
State and Community Highway Safety				
	20.600	N		
Agency Totals				
Cluster Totals			<u>-9,302</u>	
<u>Cluster: Homeland Security</u>				
<u>US Department of Homeland Security(USDHS)</u>				
US Department of Homeland Security(USDHS)				
<i>Cluster: Homeland Security</i>				
<i>Major Agency: US Department of Homeland Security(USDHS)</i>				
			FY08 SEFA	

**UNIVERSITY OF ILLINOIS
SCHEDULE OF EXPENDITURES OF FEDERAL AWARDS
Year Ended June 30, 2008**

Cluster/Major Agency/Federal Agency/ Award Type/CFDA Program Title	CFDA Number	Major Prog	Urbana	Chicago
<i>Pass through from State of IL - see also pass through detail</i> Homeland Security Grant Program	97.067	N	2,809,266	
		Agency Totals	<u>2,809,266</u>	
		Cluster Totals	<u>2,809,266</u>	

Cluster: Other Programs

Corporation for National & Community Service

Corporation for National & Community Service <i>Pass through from State of IL - see also pass through detail</i> AmeriCorps	94.006	N		260,056
		Agency Totals		<u>260,056</u>

Housing & Urban Development (HUD)

Housing & Urban Development (HUD) <i>Direct Awards</i>				
Community Outreach Partnership Center Program	14.511	N		2
Community Development Work-Study Program	14.512	N		-3
<i>Pass through from Others - see also pass through detail</i> Dept of Housing & Urban Development (general)	14.000	N	5,480	
Community Development Block Grants/Entitlement Grants	14.218	N		110,278
Supportive Housing Program	14.235	N		56,524
Housing Opportunities for Persons with AIDS	14.241	N		66,497
Public and Indian Housing	14.850	N		11,508
		Agency Totals	<u>5,480</u>	<u>244,806</u>

Institute of Museum & Library Services (IMLS)

Institute of Museum & Library Services (IMLS) <i>Direct Awards</i>				
Museums for America	45.301	N		17,178
21st Century Museum Professionals	45.307	N	32,617	
National Leadership Grants	45.312	N	35,361	
Laura Bush 21st Century Librarian Program	45.313	N	968,266	
<i>Pass through from Others - see also pass through detail</i> Museums for America	45.301	N	113	
21st Century Museum Professionals	45.307	N	89,041	

Cluster: Other Programs
Major Agency: Institute of Museum & Library Services (IMLS)

FY08 SEFA

UNIVERSITY OF ILLINOIS
SCHEDULE OF EXPENDITURES OF FEDERAL AWARDS
Year Ended June 30, 2008

Cluster/Major Agency/Federal Agency/ Award Type/CFDA Program Title	CFDA Number	Major Prog	Urbana	Chicago
<i>Pass through from State of IL - see also pass through detail</i>				
Grants to States	45.310	N	137,821	
			<u>1,263,219</u>	<u>17,178</u>
<u>Peace Corp</u>				
Peace Corp				
<i>Direct Awards</i>				
Peace Corps; no CFDA programs assigned to this agency	08.unk	N	16,408	
			<u>16,408</u>	
<u>SEC</u>				
SEC				
<i>Direct Awards</i>				
Securities Exchange Commission (general)	58.000	N	198,995	
			<u>198,995</u>	
<u>Tennessee Valley Authority (TVA)</u>				
Tennessee Valley Authority (TVA)				
<i>Pass through from Others - see also pass through detail</i>				
TVA Energy Research and Technology Applications	62.001	N	2,916	
			<u>2,916</u>	
<u>United States Agency for International Development (AID)</u>				
United States Agency for International Development (AID)				
<i>Pass through from Others - see also pass through detail</i>				
Agency for International Development (general)	98.000	N	200,269	699
USAID Development Partnerships for University Cooperation and Development	98.012	N	3,857	
			<u>204,126</u>	<u>699</u>
<u>US Department of Agriculture (USDA)</u>				
US Department of Agriculture (USDA)				
<i>Direct Awards</i>				
Dept of Agriculture (general)	10.000	N	143,725	
Cooperative Forestry Research	10.202	N	213,915	
Payments to Agricultural Experiment Stations Under the Hatch Act	10.203	N	6,440,135	
Animal Health and Disease Research	10.207	N	135,195	
Cooperative Extension Service	10.500	N	13,343,249	

Cluster: Other Programs
Major Agency: US Department of Agriculture (USDA)

FY08 SEFA

UNIVERSITY OF ILLINOIS
SCHEDULE OF EXPENDITURES OF FEDERAL AWARDS
Year Ended June 30, 2008

Cluster/Major Agency/Federal Agency/ Award Type/CFDA Program Title	CFDA Number	Major Prog	Urbana	Chicago
<i>Pass through from Others - see also pass through detail</i>				
Dept of Agriculture (general)	10.000	N	31,812	
Agricultural Research_Basic and Applied Research	10.001	N	4,092	
Grants for Agricultural Research, Special Research Grants	10.200	N	605	
Integrated Programs	10.303	N	6,412	
Value-Added Producer Grants	10.352	N	74,999	
Cooperative Extension Service	10.500	N	56,655	
<i>Pass through from State of IL - see also pass through detail</i>				
Plant and Animal Disease, Pest Control, and Animal Care	10.025	N	2,163	
Special Supplemental Nutrition Program for Women, Infants, and Children	10.557	N		220,911
	Agency Totals		<u>20,452,957</u>	<u>220,911</u>
USDA Agricultural Research Service (ARS)				
<i>Direct Awards</i>				
Dept of Agriculture (general)	10.000	N	8,090	
Agricultural Research_Basic and Applied Research	10.001	N	6,680	
Grants for Agricultural Research_Competitive Research Grants	10.206	N	11,358	
<i>Pass through from Others - see also pass through detail</i>				
Integrated Programs	10.303	N	34,226	
	Agency Totals		<u>60,354</u>	
USDA Coop State Rsrch Educ & Ext Serv (CSREES)				
<i>Direct Awards</i>				
Dept of Agriculture (general)	10.000	N	38,401	
Grants for Agricultural Research, Special Research Grants	10.200	N	30,166	
Grants for Agricultural Research_Competitive Research Grants	10.206	N	92,304	
Food and Agricultural Sciences National Needs Graduate Fellowship Grants	10.210	N	89,403	
Higher Education Challenge Grants	10.217	N	109,577	
Cooperative Extension Service	10.500	N	5,000	
<i>Pass through from Others - see also pass through detail</i>				
Dept of Agriculture (general)	10.000	N	17,287	
Grants for Agricultural Research, Special Research Grants	10.200	N	18,510	
Cooperative Extension Service	10.500	N	54,659	
	Agency Totals		<u>455,307</u>	
USDA Economic Research Service (ERS)				

Cluster: Other Programs
Major Agency: US Department of Agriculture (USDA)

FY08 SEFA

UNIVERSITY OF ILLINOIS
SCHEDULE OF EXPENDITURES OF FEDERAL AWARDS
Year Ended June 30, 2008

Cluster/Major Agency/Federal Agency/ Award Type/CFDA Program Title	CFDA Number	Major Prog	Urbana	Chicago
<i>Direct Awards</i>				
Dept of Agriculture (general)	10.000	N	835	
Agricultural and Rural Economic Research	10.250	N	13,373	
		Agency Totals	<u>14,208</u>	
USDA Food and Nutrition Service (FNS)				
<i>Pass through from State of IL - see also pass through detail</i>				
Child and Adult Care Food Program	10.558	N		
		Agency Totals		
USDA Foreign Agricultural Service (FAS)				
<i>Direct Awards</i>				
Technical Agricultural Assistance	10.960	N	11,979	
Scientific Cooperation and Research	10.961	N	8,300	
Cochran Fellowship Program-International Training-Foreign Participant	10.962	N	-2,736	
		Agency Totals	<u>17,543</u>	
USDA Forest Service (FS)				
<i>Direct Awards</i>				
Dept of Agriculture (general)	10.000	N	36,382	
<i>Pass through from State of IL - see also pass through detail</i>				
Cooperative Forestry Assistance	10.664	N	29,782	
		Agency Totals	<u>66,164</u>	
USDA Natural Resources Conservation Service (NRCS)				
<i>Direct Awards</i>				
Dept of Agriculture (general)	10.000	N	32,669	
		Agency Totals	<u>32,669</u>	
USDA Risk Management Agency (RMA)				
<i>Direct Awards</i>				
Commodity Partnerships for Small Agricultural Risk Management Education Sessions	10.459	N	10,000	
		Agency Totals	<u>10,000</u>	
USDA Rural Housing Service (RHS)				
<i>Direct Awards</i>				
Dept of Agriculture (general)	10.000	N	54,560	
		Agency Totals	<u>54,560</u>	

US Department of Commerce

Cluster: Other Programs
Major Agency: US Department of Commerce

FY08 SEFA

UNIVERSITY OF ILLINOIS
SCHEDULE OF EXPENDITURES OF FEDERAL AWARDS
Year Ended June 30, 2008

Cluster/Major Agency/Federal Agency/ Award Type/CFDA Program Title	CFDA Number	Major Prog	Urbana	Chicago
National Institute of Standards & Technology				
<i>Direct Awards</i>				
Public Telecommunications Facilities Planning and Construction	11.550	N	215,332	
<i>Pass through from Others - see also pass through detail</i>				
Manufacturing Extension Partnership	11.611	N	33,182	
	Agency Totals		<u>248,514</u>	
US Department of Commerce				
<i>Direct Awards</i>				
Dept of Commerce (general)	11.000	N	299,963	
Measurement and Engineering Research and Standards	11.609	N	7,458	
<i>Pass through from Others - see also pass through detail</i>				
Dept of Commerce (general)	11.000	N	25,778	
Manufacturing Extension Partnership	11.611	N	13,866	
	Agency Totals		<u>347,065</u>	
US Dept of Commerce NOAA				
<i>Direct Awards</i>				
Dept of Commerce (general)	11.000	N	264,509	
Sea Grant Support	11.417	N	85,456	
Coastal Zone Management Administration Awards	11.419	N	1,002	
National Ocean Service Intern Program	11.480	N	17,551	
<i>Pass through from Others - see also pass through detail</i>				
Dept of Commerce (general)	11.000	N	9,468	
Sea Grant Support	11.417	N	130,955	
Coastal Services Center	11.473	N	2,043	
	Agency Totals		<u>510,984</u>	
<u>US Department of Defense (DoD)</u>				
Air Force Office of Scientific Research (AFOSR)				
<i>Direct Awards</i>				
Research and Technology Development	12.910	N	15,713	
	Agency Totals		<u>15,713</u>	
Army CERL				
<i>Pass through from Others - see also pass through detail</i>				
Basic Scientific Research	12.431	N	19,699	

Cluster: Other Programs
Major Agency: US Department of Defense (DoD)

FY08 SEFA

UNIVERSITY OF ILLINOIS
SCHEDULE OF EXPENDITURES OF FEDERAL AWARDS
Year Ended June 30, 2008

Cluster/Major Agency/Federal Agency/ Award Type/CFDA Program Title	CFDA Number	Major Prog	Urbana	Chicago
	Agency Totals		<u>19,699</u>	
Army Research Office (ARO)				
<i>Direct Awards</i>				
Dept of Defense (general)	12.000	N	7,917	
Basic Scientific Research	12.431	N	12,858	
<i>Pass through from Others - see also pass through detail</i>				
Basic Scientific Research	12.431	N	88,650	
	Agency Totals		<u>109,425</u>	
CEERL Champaign				
<i>Direct Awards</i>				
Dept of Defense (general)	12.000	N	142,853	
Basic, Applied, and Advanced Research in Science and Engineering	12.630	N	223,391	
	Agency Totals		<u>366,244</u>	
Defense Threat Reduction Agency (DTRA)				
<i>Pass through from Others - see also pass through detail</i>				
Dept of Defense (general)	12.000	N	222,666	
	Agency Totals		<u>222,666</u>	
National Security Agency				
<i>Direct Awards</i>				
Mathematical Sciences Grants Program	12.901	N	500	
	Agency Totals		<u>500</u>	
Office of Naval Research (ONR)				
<i>Direct Awards</i>				
Basic and Applied Scientific Research	12.300	N	2,637,093	195,293
	Agency Totals		<u>2,637,093</u>	<u>195,293</u>
Puget Sound Naval Shipyard				
<i>Direct Awards</i>				
Dept of Defense (general)	12.000	N		11,715
	Agency Totals			<u>11,715</u>
US Army Intelligence and Security Command				
<i>Direct Awards</i>				
Dept of Defense (general)	12.000	N		-3,416
	Agency Totals			<u>-3,416</u>

Cluster: Other Programs
Major Agency: US Department of Defense (DoD)

FY08 SEFA

UNIVERSITY OF ILLINOIS
SCHEDULE OF EXPENDITURES OF FEDERAL AWARDS
Year Ended June 30, 2008

Cluster/Major Agency/Federal Agency/ Award Type/CFDA Program Title	CFDA Number	Major Prog	Urbana	Chicago
US Army Medical Research Acquisition				
<i>Direct Awards</i>				
Military Medical Research and Development	12.420	N	3,257	
			<u>3,257</u>	
US Department of Defense (DoD)				
<i>Pass through from Others - see also pass through detail</i>				
Dept of Defense (general)	12.000	N		50,874
				<u>50,874</u>
<u>US Department of Education</u>				
US Department of Education				
<i>Direct Awards</i>				
Dept of Education (general)	84.000	N	175,819	558,573
National Resource Centers Program for Foreign Language and Area Studies	84.015	Y	3,022,944	
Undergraduate International Studies and Foreign Language Programs	84.016	N	-2,701	
Overseas Programs - Group Projects Abroad	84.021	N	629	
Overseas Programs - Doctoral Dissertation Research Abroad	84.022	N	66,202	
Special Education Personnel Development and Parent	84.029	N	-535	
Fund for the Improvement of Postsecondary Education	84.116	N	1,125	165,946
Rehabilitation Long-Term Training	84.129	N		109,580
National Institute on Disability and Rehabilitation Research	84.133	N		-33,067
Javits Fellowships	84.170	N	96,778	
Safe and Drug-Free Schools and Communities_State Grants	84.186	N	604,328	419,136
Bilingual Education Training Grants	84.195	N		456,997
Graduate Assistance in Areas of National Need	84.200	N	118,082	108,994
Centers for International Business Education	84.220	N	315,026	
Rehabilitation Training_Experimental and Innovative Training	84.263	N	-751	
Rehabilitation Training_Continuing Education	84.264	N	505,291	
Research in Special Education	84.324	N		2,290
Special Education - Personnel Devel to Improve Servs and Results for Children with Disabilities	84.325	N	469,912	694,545
Special Education_Technical Assistance and Dissemination to Improve Services and Results	84.326	N		1,548,468
Gaining Early Awareness and Readiness for Undergraduate Programs	84.334	N	477,039	
Teacher Quality Enhancement Grants	84.336	N		870,142

Cluster: Other Programs
Major Agency: US Department of Education

FY08 SEFA

**UNIVERSITY OF ILLINOIS
SCHEDULE OF EXPENDITURES OF FEDERAL AWARDS
Year Ended June 30, 2008**

Cluster/Major Agency/Federal Agency/ Award Type/CFDA Program Title	CFDA Number	Major Prog	Urbana	Chicago
Early Reading First	84.359	N	619,156	642,847
<i>Pass through from Others - see also pass through detail</i>				
Dept of Education (general)	84.000	N	15,280	96,287
Mathematics and Science Partnerships	84.366	N		14,547
<i>Pass through from State of IL - see also pass through detail</i>				
Dept of Education (general)	84.000	N		-250
Career and Technical Education -- Basic Grants to States	84.048	N	198,778	
Rehabilitation Services_Vocational Rehabilitation Grants to States	84.126	N		91,570
Special Education_Technical Assistance and Dissemination to Improve Services and Results	84.326	N		54,000
Mathematics and Science Partnerships	84.366	N	444,185	
Improving Teacher Quality State Grants	84.367	N	290,466	60,740
Agency Totals			<u>7,417,053</u>	<u>5,861,349</u>

US Department of Energy (DOE)

Argonne National Lab

Direct awards from DOE lab - see also pass through detail
Dept of Energy (general)

81.000 N 7,013

Pass through from Others - see also pass through detail
Dept of Energy (general)

81.000 N 92,932

Agency Totals **99,945**

Brookhaven National Lab

Direct awards from DOE lab - see also pass through detail
Dept of Energy (general)

81.000 N 8,250

Agency Totals **8,250**

DOE Fellowships

Direct Awards
Dept of Energy (general)

81.000 N 9,559

Agency Totals **9,559**

National Renewable Energy Lab

Direct awards from DOE lab - see also pass through detail
Dept of Energy (general)

81.000 N 58,511

Agency Totals **58,511**

Sandia National Lab

Direct awards from DOE lab - see also pass through detail

Cluster: Other Programs
Major Agency: US Department of Energy (DOE)

FY08 SEFA

UNIVERSITY OF ILLINOIS
SCHEDULE OF EXPENDITURES OF FEDERAL AWARDS
Year Ended June 30, 2008

Cluster/Major Agency/Federal Agency/ Award Type/CFDA Program Title	CFDA Number	Major Prog	Urbana	Chicago
Dept of Energy (general)	81.000	N	166,883	
			<u>166,883</u>	
US Department of Energy (DOE)				
<i>Direct Awards</i>				
Dept of Energy (general)	81.000	N	19,246	
Office of Science Financial Assistance Program	81.049	N		34,830
Conservation Research and Development	81.086	N		169,575
<i>Pass through from Others - see also pass through detail</i>				
Dept of Energy (general)	81.000	N	7,423	203,137
State Energy Program	81.041	N		9,032
Fossil Energy Research and Development	81.089	N	-166	
<i>Pass through from State of IL - see also pass through detail</i>				
Dept of Energy (general)	81.000	N		148,461
			<u>26,503</u>	<u>565,035</u>
<u>US Department of Homeland Security(USDHS)</u>				
Federal Emergency Management Agency (FEMA)				
<i>Pass through from State of IL - see also pass through detail</i>				
Cooperating Technical Partners	97.045	N	14,722	
			<u>14,722</u>	
US Department of Homeland Security(USDHS)				
<i>Direct Awards</i>				
Dept of Homeland Security (general)	97.000	N	374,245	
State Fire Training Systems Grants	97.043	N	42,453	
<i>Pass through from Others - see also pass through detail</i>				
Dept of Homeland Security (general)	97.000	N	1,230	
<i>Pass through from State of IL - see also pass through detail</i>				
Dept of Homeland Security (general)	97.000	N		4,511
Cooperating Technical Partners	97.045	N	1,910,268	
			<u>2,328,196</u>	<u>4,511</u>
<u>US Department of Interior</u>				
United States Geological Survey				
<i>Direct Awards</i>				
Dept of the Interior (general)	15.000	N	9,129	

Cluster: Other Programs
Major Agency: US Department of Interior

FY08 SEFA

**UNIVERSITY OF ILLINOIS
SCHEDULE OF EXPENDITURES OF FEDERAL AWARDS
Year Ended June 30, 2008**

Cluster/Major Agency/Federal Agency/ Award Type/CFDA Program Title	CFDA Number	Major Prog	Urbana	Chicago
U.S. Geological Survey_ Research and Data Collection	15.808	N	118,906	
			<u>128,035</u>	
US Department of Interior				
<i>Direct Awards</i>				
U.S. Geological Survey_ Research and Data Collection	15.808	N	286,000	
			<u>286,000</u>	
US Fish & Wildlife				
<i>Pass through from State of IL - see also pass through detail</i>				
Partners for Fish and Wildlife	15.631	N	622	
			<u>622</u>	
<u>US Department of Justice (DOJ)</u>				
Federal Bureau of Investigation				
<i>Direct Awards</i>				
Law Enforcement Assistance_FBI Advanced Police Training	16.300	N	944,195	
			<u>944,195</u>	
US Department of Justice (DOJ)				
<i>Direct Awards</i>				
Dept of Justice (general)	16.000	N	413,639	825,169
Comprehensive Approaches to Sex Offender Management Discretionary Grant (CASOM)	16.203	N		
Grants to Reduce Domestic Violence, Dating Violence, Sexual Assault, and Stalking on Campus	16.525	N		102,877
Part E - Developing, Testing and Demonstrating Promising New Programs	16.541	N		-307
National Institute of Justice Research, Evaluation, and Development Project Grants	16.560	N		128,562
Edward Byrne Memorial State and Local Law Enforcement Assistance Discretionary Grants	16.580	N		807,239
Public Safety Partnership and Community Policing Grants	16.710	N		58,188
<i>Pass through from Others - see also pass through detail</i>				
Dept of Justice (general)	16.000	N		1,958
Public Safety Partnership and Community Policing Grants	16.710	N		38,693
<i>Pass through from State of IL - see also pass through detail</i>				
Juvenile Justice and Delinquency Prevention_Allocation to States	16.540	N	60,000	
			<u>473,639</u>	<u>1,962,373</u>
<u>US Department of Labor (DOL)</u>				
US Department of Labor (DOL)				
<i>Direct Awards</i>				

Cluster: Other Programs
Major Agency: US Department of Labor (DOL)

FY08 SEFA

UNIVERSITY OF ILLINOIS
SCHEDULE OF EXPENDITURES OF FEDERAL AWARDS
Year Ended June 30, 2008

Cluster/Major Agency/Federal Agency/ Award Type/CFDA Program Title	CFDA Number	Major Prog	Urbana	Chicago
Dept of Labor (general)	17.000	N		20,798
<i>Pass through from Others - see also pass through detail</i>				
Dept of Labor (general)	17.000	N	89,199	416,648
WIA Pilots, Demonstrations, and Research Projects	17.261	N	33,434	
<i>Pass through from State of IL - see also pass through detail</i>				
Incentive Grants - WIA Section 503	17.267	N	53,377	
	Agency Totals		<u>176,010</u>	<u>437,446</u>
<u>US Department of Transportation (DOT)</u>				
Federal Railroad Administration				
<i>Direct Awards</i>				
Railroad Safety	20.301	N	35,233	
	Agency Totals		<u>35,233</u>	
National Highway Institute				
<i>Direct Awards</i>				
Dept of Transportation (general)	20.000	N	-729	
	Agency Totals		<u>-729</u>	
US Department of Transportation (DOT)				
<i>Direct Awards</i>				
Pipeline Safety Program Base Grants	20.700	N	-5,621	
<i>Pass through from Others - see also pass through detail</i>				
Dept of Transportation (general)	20.000	N	-1,388	
<i>Pass through from State of IL - see also pass through detail</i>				
Interagency Hazardous Materials Public Sector Training and Planning Grants	20.703	N	241,711	
	Agency Totals		<u>234,702</u>	
<u>US Environmental Protection Agency (EPA)</u>				
US Environmental Protection Agency (EPA)				
<i>Direct Awards</i>				
Environmental Protection Agency (general)	66.000	N	44,195	
Air Pollution Control Program Support	66.001	N		3,104
Compliance Assistance Support for Services to the Regulated Community and Other Asst Provd	66.305	N	117,049	
Great Lakes Program	66.469	N	4,084	
Science To Achieve Results (STAR) Fellowship Program	66.514	N	37,638	
Surveys Studies Investigations and Special Purpose Grants	66.606	N	346,035	

Cluster: Other Programs

Major Agency: US Environmental Protection Agency (EPA)

FY08 SEFA

UNIVERSITY OF ILLINOIS
SCHEDULE OF EXPENDITURES OF FEDERAL AWARDS
Year Ended June 30, 2008

Cluster/Major Agency/Federal Agency/ Award Type/CFDA Program Title	CFDA Number	Major Prog	Urbana	Chicago
Pollution Prevention Grants Program	66.708	N	69,974	
Source Reduction Assistance	66.717	N	21,657	
Solid Waste Management Assistance Grants	66.808	N	44,285	
<i>Pass through from Others - see also pass through detail</i>				
Environmental Protection Agency (general)	66.000	N	132,801	34,120
Air Pollution Control Program Support	66.001	N	6,989	
Surveys, Studies, Invest, Demos and Special Purpose Activ Relating to the Clean Air Act	66.034	N	16,884	
Surveys, Studies, Investigations and Special Purpose Grants within the Office of R & D	66.510	N	7,578	
Environmental Protection Consolidated Grants-Program Support	66.600	N	9,698	
Performance Partnership Grants	66.605	N	8,803	
Environmental Information Exchange Network Grant Program and Related Assistance	66.608	N	8,730	
<i>Pass through from State of IL - see also pass through detail</i>				
State Indoor Radon Grants	66.032	N		
Nonpoint Source Implementation Grants	66.460	N	-5,311	
Performance Partnership Grants	66.605	N	30,000	
Agency Totals			901,089	37,220
<u>US Health & Human Services (HHS)</u>				
Administration for Children and Families (ACF)				
<i>Direct Awards</i>				
Compassion Capital Fund	93.009	N		181,470
<i>Pass through from State of IL - see also pass through detail</i>				
Temporary Assistance for Needy Families	93.558	N		
Foster Care_Title IV-E	93.658	N	75,303	
Agency Totals			75,303	181,470
Administration on Aging (AOA)				
<i>Pass through from Others - see also pass through detail</i>				
Special Programs for the Aging_Title III, Part D_Disease Prevention and Health Promotion	93.043	N		27,650
Agency Totals				27,650
Agency for Healthcare Research and Quality (AHRQ)				
<i>Direct Awards</i>				
Research on Healthcare Costs, Quality and Outcomes	93.226	N		6,197
Agency Totals				6,197
Centers for Disease Control and Prevention (CDC)				

Cluster: Other Programs
Major Agency: US Health & Human Services (HHS)

FY08 SEFA

UNIVERSITY OF ILLINOIS
SCHEDULE OF EXPENDITURES OF FEDERAL AWARDS
Year Ended June 30, 2008

Cluster/Major Agency/Federal Agency/ Award Type/CFDA Program Title	CFDA Number	Major Prog	Urbana	Chicago
<i>Direct Awards</i>				
Dept of Health & Human Services (general)	93.000	N		45,318
Maternal and Child Health Federal Consolidated Programs	93.110	N		20,495
Centers for Disease Control and Prevention_Investigations and Technical Assistance	93.283	N	58,935	1,748,380
HIV Demonstration, Research, Public and Professional Education Projects	93.941	N		26,018
<i>Pass through from Others - see also pass through detail</i>				
Dept of Health & Human Services (general)	93.000	N		75,040
Public Health Emergency Preparedness	93.069	N		23,416
Centers for Disease Control and Prevention_Investigations and Technical Assistance	93.283	N	24,944	61,461
HIV Prevention Activities_Health Department Based	93.940	N		110,270
Preventive Health and Health Services Block Grant	93.991	N		30,165
<i>Pass through from State of IL - see also pass through detail</i>				
Centers for Disease Control and Prevention_Investigations and Technical Assistance	93.283	N	381	
Maternal and Child Health Services Block Grant to the States	93.994	Y		-60
		Agency Totals	84,260	2,140,517
Health Resources and Services Administration (HRSA)				
<i>Direct Awards</i>				
Dept of Health & Human Services (general)	93.000	N		-25,560
Maternal and Child Health Federal Consolidated Programs	93.110	N		724,850
AIDS Education and Training Centers	93.145	Y		2,865,090
Centers of Excellence	93.157	N		1,570
Allied Health Special Projects	93.191	N		34,215
Consolidated Health Centers	93.224	N		1,451,350
Advanced Education Nursing Grant Program	93.247	N		983,700
Public Health Training Centers Grant Program	93.249	N		247,170
Universal Newborn Hearing Screening	93.251	N		150,720
Comprehensive Geriatric Education Program(CGEP)	93.265	N		126,040
Advanced Education Nursing Traineeships	93.358	N		159,750
Nurse Education, Practice and Retention Grants	93.359	N		364,220
Health Careers Opportunity Program	93.822	N		-250
Grants for Training in Primary Care Medicine and Dentistry	93.884	N		194,220
Health Care and Other Facilities	93.887	N		1,562,810
HIV Emergency Relief Project Grants	93.914	Y		293,160

Cluster: Other Programs
Major Agency: US Health & Human Services (HHS)

FY08 SEFA

UNIVERSITY OF ILLINOIS
SCHEDULE OF EXPENDITURES OF FEDERAL AWARDS
Year Ended June 30, 2008

Cluster/Major Agency/Federal Agency/ Award Type/CFDA Program Title	CFDA Number	Major Prog	Urbana	Chicago
Grants to Provide Outpatient Early Intervention Services with Respect to HIV Disease	93.918	N		631,450
Public Health Traineeships	93.964	N		75,160
<i>Pass through from Others - see also pass through detail</i>				
Dept of Health & Human Services (general)	93.000	N		14,160
HIV Emergency Relief Project Grants	93.914	Y		-4,400
<i>Pass through from State of IL - see also pass through detail</i>				
National Bioterrorism Hospital Preparedness Program	93.889	N		340
Maternal and Child Health Services Block Grant to the States	93.994	Y		2
				<u>9,849,830</u>
HRSA/BHPR/DADPHP (Health Resources and Services)				
<i>Direct Awards</i>				
Nurse Education, Practice and Retention Grants	93.359	N		19,070
<i>Pass through from Others - see also pass through detail</i>				
Maternal and Child Health Federal Consolidated Programs	93.110	N		1,470
HIV Emergency Relief Project Grants	93.914	Y		245,250
Bioterrorism Training and Curriculum Development Program	93.996	N		51,840
<i>Pass through from State of IL - see also pass through detail</i>				
Maternal and Child Health Services Block Grant to the States	93.994	Y		1,541,840
				<u>1,859,480</u>
National Cancer Institute				
<i>Pass through from Others - see also pass through detail</i>				
Cancer Treatment Research	93.395	N		95,550
				<u>95,550</u>
National Hansens Disease Programs (NHDP)				
<i>Direct Awards</i>				
Dept of Health & Human Services (general)	93.000	N		56,210
Hansens Disease National Amulatory Care Program	93.215	N		1,020
				<u>57,240</u>
National Heart Lung & Blood Institute				
<i>Direct Awards</i>				
Lung Diseases Research	93.838	N		4,380
				<u>4,380</u>
National Institute for Occupational Safety & Health				
<i>Direct Awards</i>				

Cluster: Other Programs
Major Agency: US Health & Human Services (HHS)

FY08 SEFA

UNIVERSITY OF ILLINOIS
SCHEDULE OF EXPENDITURES OF FEDERAL AWARDS
Year Ended June 30, 2008

Cluster/Major Agency/Federal Agency/ Award Type/CFDA Program Title	CFDA Number	Major Prog	Urbana	Chicago
Dept of Health & Human Services (general)	93.000	N		20,050
Occupational Safety and Health Program	93.262	N	26,956	
		Agency Totals	<u>26,956</u>	<u>20,050</u>
National Institute of Allergy & Infectious Diseases				
<i>Direct Awards</i>				
Microbiology and Infectious Diseases Research	93.856	N	-180	
		Agency Totals	<u>-180</u>	
National Institute of Biomedical Imaging & Bioengineering				
<i>Direct Awards</i>				
Discovery and Applied Research for Technological Innovations to Improve Human Health	93.286	N	31,654	208,598
		Agency Totals	<u>31,654</u>	<u>208,598</u>
National Institute of Diabetes & Digestive & Kidney Diseases				
<i>Direct Awards</i>				
Diabetes, Endocrinology and Metabolism Research	93.847	N		340,180
		Agency Totals		<u>340,180</u>
National Institute of Environmental & Health Sciences				
<i>Direct Awards</i>				
Environmental Health	93.113	N	2,629	
Resource and Manpower Development in the Environmental	93.894	N	38,827	
<i>Pass through from Others - see also pass through detail</i>				
Applied Toxicological Research and Testing	93.114	N	117,937	
		Agency Totals	<u>159,393</u>	
National Institute of General Medical Sciences				
<i>Direct Awards</i>				
Biomedical Research and Research Training	93.859	N	162,520	194,914
		Agency Totals	<u>162,520</u>	<u>194,914</u>
National Institute of Mental Health				
<i>Direct Awards</i>				
Mental Health Research Grants	93.242	N	30,294	
Mental Health National Research Service Awards for Research Training	93.282	N	2,596	
		Agency Totals	<u>32,890</u>	
National Institute of Neurological Disorders & Stroke				
<i>Direct Awards</i>				

Cluster: Other Programs
Major Agency: US Health & Human Services (HHS)

FY08 SEFA

UNIVERSITY OF ILLINOIS
SCHEDULE OF EXPENDITURES OF FEDERAL AWARDS
Year Ended June 30, 2008

Cluster/Major Agency/Federal Agency/ Award Type/CFDA Program Title	CFDA Number	Major Prog	Urbana	Chicago
Extramural Research Programs in the Neurosciences and Neurological Disorders	93.853	N	218,606	
			<u>218,606</u>	
National Institute of Nursing Research				
<i>Direct Awards</i>				
Nursing Research	93.361	N		11,238
				<u>11,238</u>
National Institute on Aging				
<i>Direct Awards</i>				
Aging Research	93.866	N	57,150	
			<u>57,150</u>	
National Institute on Deafness & Other Hearing Disorders				
<i>Direct Awards</i>				
Research Related to Deafness and Communication Disorders	93.173	N	4,872	
			<u>4,872</u>	
National Institute on Drug Abuse				
<i>Direct Awards</i>				
Drug Abuse and Addiction Research Programs	93.279	N	43,546	
			<u>43,546</u>	
National Institutes of Health (NIH)				
<i>Direct Awards</i>				
Dept of Health & Human Services (general)	93.000	N	14,003	97
Environmental Health	93.113	N	29,458	
Research Related to Deafness and Communication Disorders	93.173	N	73,314	
Drug Abuse and Addiction Research Programs	93.279	N	35,044	
Mental Health National Research Service Awards for Research Training	93.282	N	96,581	
National Center for Research Resources	93.389	N	33,041	
Cancer Research Manpower	93.398	N	55,212	
Head Start	93.600	N	-177	
Digestive Diseases and Nutrition Research	93.848	N	47,504	
Kidney Diseases, Urology and Hematology Research	93.849	N	10,258	
Extramural Research Programs in the Neurosciences and Neurological Disorders	93.853	N	37,785	
Allergy, Immunology and Transplantation Research	93.855	N	47,524	
Biomedical Research and Research Training	93.859	N	327,617	

Cluster: Other Programs
Major Agency: US Health & Human Services (HHS)

FY08 SEFA

UNIVERSITY OF ILLINOIS
SCHEDULE OF EXPENDITURES OF FEDERAL AWARDS
Year Ended June 30, 2008

Cluster/Major Agency/Federal Agency/ Award Type/CFDA Program Title	CFDA Number	Major Prog	Urbana	Chicago
Child Health and Human Development Extramural Research	93.865	N	144,801	
Minority Access to Research Careers	93.880	N	-10,092	
Resource and Manpower Development in the Environmental	93.894	N	315,813	
<i>Pass through from Others - see also pass through detail</i>				
Dept of Health & Human Services (general)	93.000	N		3,836
Comp Community Mental Health Services for Children with Serious Emotional Disturbances	93.104	N		-35,374
Applied Toxicological Research and Testing	93.114	N	23,986	
AIDS Education and Training Centers	93.145	Y		146,786
Head Start	93.600	N	227,395	
Voting Access for Individuals with Disabilities-Grants for Protection and Advocacy Systems	93.618	N		15,000
Developmental Disabilities Basic Support and Advocacy Grants	93.630	N		53,950
Microbiology and Infectious Diseases Research	93.856	N		66,140
HIV Emergency Relief Project Grants	93.914	Y		1,314,130
HIV Care Formula Grants	93.917	N		8,790
Maternal and Child Health Services Block Grant to the States	93.994	Y	14,472	
<i>Pass through from State of IL - see also pass through detail</i>				
Health Professions Preparatory Scholarship Program for Indians	93.971	N		13,470
Maternal and Child Health Services Block Grant to the States	93.994	Y		5,038,240
	Agency Totals		<u>1,523,539</u>	<u>6,611,130</u>
National Library of Medicine				
<i>Direct Awards</i>				
Medical Library Assistance	93.879	N		1,369,460
	Agency Totals			<u>1,369,460</u>
Substance Abuse & Mental Health Services Admin (SAMHSA)				
<i>Direct Awards</i>				
Consolidated Knowledge Development and Application (KD&A) Program	93.230	N		437,570
<i>Pass through from Others - see also pass through detail</i>				
Comp Community Mental Health Services for Children with Serious Emotional Disturbances	93.104	N		49,110
Substance Abuse and Mental Health Services_Projects of Regional and National Significance	93.243	N		120,360
Substance Abuse and Mental Health Services-Access to Recovery	93.275	N		64,250
	Agency Totals			<u>671,310</u>
US Health & Human Services (HHS)				
<i>Direct Awards</i>				

Cluster: Other Programs
Major Agency: US Health & Human Services (HHS)

FY08 SEFA

UNIVERSITY OF ILLINOIS
SCHEDULE OF EXPENDITURES OF FEDERAL AWARDS
Year Ended June 30, 2008

Cluster/Major Agency/Federal Agency/ Award Type/CFDA Program Title	CFDA Number	Major Prog	Urbana	Chicago
Dept of Health & Human Services (general)	93.000	N		11,555
Medical Reserve Corps Small Grant Program	93.008	N		249,716
Child Welfare Services Training Grants	93.648	N	17,526	
<i>Pass through from Others - see also pass through detail</i>				
Dept of Health & Human Services (general)	93.000	N	145,806	228,728
Public Health Emergency Preparedness	93.069	N		117,974
Emergency Medical Services for Children	93.127	N		12,317
Technical and Non-Financial Assistance to Health Centers	93.129	N		538
Research and Training in Complementary and Alternative Medicine	93.213	N		2,814
Centers for Disease Control and Prevention_ Investigations and Technical Assistance	93.283	N		-1,194
Cancer Treatment Research	93.395	N		13,218
Head Start	93.600	N		2,833,481
Child Health and Human Development Extramural Research	93.865	N		2,188
HIV Emergency Relief Project Grants	93.914	Y		-106,916
HIV Care Formula Grants	93.917	N		63,650
Assistance Programs for Chronic Disease Prevention and Control	93.945	N		-10,572
Block Grants for Prevention and Treatment of Substance Abuse	93.959	N		15,000
Bioterrorism Training and Curriculum Development Program	93.996	N		43,619
AmeriCorps	94.006	N		162,907
<i>Pass through from State of IL - see also pass through detail</i>				
Public Health Emergency Preparedness	93.069	N		20,000
Comp Community Mental Health Services for Children with Serious Emotional Disturbances	93.104	N		151,452
Maternal and Child Health Federal Consolidated Programs	93.110	N		8,025
Family Planning_Services	93.217	N		134,000
Substance Abuse and Mental Health Services_Projects of Regional and National Significance	93.243	N		60,204
Centers for Disease Control and Prevention_ Investigations and Technical Assistance	93.283	N		3,094
Temporary Assistance for Needy Families	93.558	N	2,250	
Social Services Block Grant	93.667	N		89,100
Centers for Medicare and Medicaid Services (CMS) Research, Demonstrations and Evaluations	93.779	N		82,053
HIV Prevention Activities_Health Department Based	93.940	N		-774
Block Grants for Prevention and Treatment of Substance Abuse	93.959	N	63,240	403,639
Health Professions Preparatory Scholarship Program for Indians	93.971	N		70,745

Cluster: Other Programs
Major Agency: US Health & Human Services (HHS)

FY08 SEFA

**UNIVERSITY OF ILLINOIS
SCHEDULE OF EXPENDITURES OF FEDERAL AWARDS
Year Ended June 30, 2008**

Cluster/Major Agency/Federal Agency/ Award Type/CFDA Program Title	CFDA Number	Major Prog	Urbana	Chicago
Maternal and Child Health Services Block Grant to the States	93.994	Y		48,845
			<u>228,822</u>	<u>4,709,405</u>
<u>US NASA</u>				
Goddard Space Flight Center				
<i>Direct Awards</i>				
NASA (general)	43.000	N	31,491	
			<u>31,491</u>	
Marshall Space Flight Center				
<i>Direct Awards</i>				
NASA (general)	43.000	N	36,429	
			<u>36,429</u>	
NASA Shared Services Center				
<i>Direct Awards</i>				
NASA (general)	43.000	N	27,013	
			<u>27,013</u>	
US NASA				
<i>Pass through from Others - see also pass through detail</i>				
NASA (general)	43.000	N	7,845	
			<u>7,845</u>	
<u>US National Archives & Records Administration (NARA)</u>				
National Historical Publications & Records Commission NHPRC				
<i>Direct Awards</i>				
National Historical Publications and Records Grants	89.003	N	20,000	
			<u>20,000</u>	
<u>US National Endowment for the Arts (NEA)</u>				
US National Endowment for the Arts (NEA)				
<i>Direct Awards</i>				
Promotion of the Arts_Grants to Organizations and Individuals	45.024	N	65,000	
<i>Pass through from Others - see also pass through detail</i>				
Promotion of the Arts Dance	45.002	N	10,000	
Promotion of the Arts_Grants to Organizations and Individuals	45.024	N	10,788	
Promotion of the Arts_Partnership Agreements	45.025	N		
			<u>85,788</u>	

Cluster: Other Programs
Major Agency: US National Endowment for the Arts (NEA)

FY08 SEFA

UNIVERSITY OF ILLINOIS
SCHEDULE OF EXPENDITURES OF FEDERAL AWARDS
Year Ended June 30, 2008

Cluster/Major Agency/Federal Agency/ Award Type/CFDA Program Title	CFDA Number	Major Prog	Urbana	Chicago
<u>US National Endowment for the Humanities (NEH)</u>				
US National Endowment for the Humanities (NEH)				
<i>Direct Awards</i>				
Historic Preservation Fund Grants-In-Aid	15.904	N		48,170
Promotion of the Humanities_Division of Preservation and Access	45.149	N	520,489	
Promotion of the Humanities_Fellowships and Stipends	45.160	N	40,000	
<i>Pass through from Others - see also pass through detail</i>				
Promotion of the Humanities_Federal/State Partnership	45.129	N		
Promotion of the Humanities_Division of Preservation and Access	45.149	N	36,015	
<i>Pass through from State of IL - see also pass through detail</i>				
Grants to States	45.310	N		252,000
	Agency Totals		<u>596,504</u>	<u>48,420</u>
<u>US National Science Foundation (NSF)</u>				
US National Science Foundation (NSF)				
<i>Direct Awards</i>				
National Science Foundation (general)	47.000	N		217,945
Engineering Grants	47.041	Y	1,588,750	-61,000
Mathematical and Physical Sciences	47.049	N	406,740	
Geosciences	47.050	N	2,691	
Computer and Information Science and Engineering	47.070	N	55,319	
Biological Sciences	47.074	N	74,752	
Social, Behavioral, and Economic Sciences	47.075	N	98,580	
Education and Human Resources	47.076	N	1,554,885	879,775
International Science and Engineering (OISE)	47.079	N	37,256	
Office of Cyberinfrastructure	47.080	N	22,876	
<i>Pass through from Others - see also pass through detail</i>				
Engineering Grants	47.041	Y	-9,407	2,175
Geosciences	47.050	N	49,377	
Computer and Information Science and Engineering	47.070	N	112,333	9,520
Education and Human Resources	47.076	N	151,524	1,095,540
	Agency Totals		<u>4,145,676</u>	<u>2,204,340</u>
<u>US Nuclear Regulatory Commission</u>				

Cluster: Other Programs
Major Agency: US Nuclear Regulatory Commission

FY08 SEFA

**UNIVERSITY OF ILLINOIS
SCHEDULE OF EXPENDITURES OF FEDERAL AWARDS
Year Ended June 30, 2008**

Cluster/Major Agency/Federal Agency/ Award Type/CFDA Program Title	CFDA Number	Major Prog	Urbana	Chicago
US Nuclear Regulatory Commission				
<i>Direct Awards</i>				
U. S. Nuclear Regulatory Commission Nuclear Education Grant Program	77.006	N	94,214	
			<u>94,214</u>	
<u>US State Department</u>				
US State Department				
<i>Direct Awards</i>				
Dept of State (general)	19.000	N	182,369	
Program for Study of Eastern Europe and the Independent States of the Former Soviet Union	19.300	N	-505	
Educational Exchange, American Studies Institute	19.418	N		371,340
			<u>181,864</u>	<u>371,340</u>
<u>Veterans Administration (VA)</u>				
Jesse Brown VA Medical Center				
<i>Direct Awards</i>				
Dept of Veterans' Affairs (general)	64.000	N		275,223
				<u>275,223</u>
VA Hines Hospital				
<i>Direct Awards</i>				
Dept of Veterans' Affairs (general)	64.000	N		29,000
				<u>29,000</u>
Veterans Administration (VA)				
<i>Direct Awards</i>				
Dept of Veterans' Affairs (general)	64.000	N		
<u>Vietnam Education Foundation</u>				
Vietnam Education Foundation				
<i>Direct Awards</i>				
Vietnam Education Foundation Fellowship; no CFDA programs assigned to this agency	99.unk	N	512,750	
			<u>512,750</u>	
			<u>49,033,389</u>	<u>41,124,310</u>
<u>Cluster:</u>				
<u>Student Financial Aid</u>				

Cluster: Student Financial Aid
Major Agency: US Department of Education

FY08 SEFA

UNIVERSITY OF ILLINOIS
SCHEDULE OF EXPENDITURES OF FEDERAL AWARDS
Year Ended June 30, 2008

Cluster/Major Agency/Federal Agency/ Award Type/CFDA Program Title	CFDA Number	Major Prog	Urbana	Chicago
<u>US Department of Education</u>				
Federal Work Study programs				
<i>Direct Awards</i>				
Federal Work-Study Program	84.033	Y	2,337,457	1,513,966
	Agency Totals		<u>2,337,457</u>	<u>1,513,966</u>
US Department of Education				
<i>Direct Awards</i>				
Federal Supplemental Educational Opportunity Grants	84.007	Y	787,125	
Federal Pell Grant Program	84.063	Y	14,773,177	17,981,579
Academic Competitiveness Grants	84.375	Y	998,942	759,144
National Science and Mathematics Access to Retain Talent (SMART) Grants	84.376	Y	1,300,019	740,022
	Agency Totals		<u>17,859,263</u>	<u>19,480,749</u>
<u>US Health & Human Services (HHS)</u>				
Health Resources and Services Administration (HRSA)				
<i>Direct Awards</i>				
Scholarships for Health Professions Students from Disadvantaged Backgrounds	93.925	Y	21,600	118,517
	Agency Totals		<u>21,600</u>	<u>118,517</u>
National Institutes of Health (NIH)				
<i>Direct Awards</i>				
Scholarships for Health Professions Students from Disadvantaged Backgrounds	93.925	Y	2,700	
	Agency Totals		<u>2,700</u>	
	Cluster Totals		<u>20,221,020</u>	<u>21,113,226</u>

Cluster: TRIO

US Department of Education

US Department of Education				
<i>Direct Awards</i>				
TRIO_Student Support Services	84.042	N	239,867	235,139
TRIO_Talent Search	84.044	N		43,112
TRIO_Upward Bound	84.047	N	341,994	715,349
TRIO_McNair Post-Baccalaureate Achievement	84.217	N	335,774	279,086
	Agency Totals		<u>917,635</u>	<u>1,272,686</u>

Cluster: TRIO
Major Agency: US Department of Education

FY08 SEFA

**UNIVERSITY OF ILLINOIS
SCHEDULE OF EXPENDITURES OF FEDERAL AWARDS
Year Ended June 30, 2008**

Cluster/Major Agency/Federal Agency/ Award Type/CFDA Program Title	CFDA Number	Major Prog	Urbana	Chicago
		Cluster Totals	<u>917,635</u>	<u>1,272,682</u>
<u>Cluster: WIA</u>				
<u>US Department of Labor (DOL)</u>				
US Department of Labor (DOL)				
<i>Pass through from Others - see also pass through detail</i>				
WIA Youth Activities	17.259	N	16,198	
<i>Pass through from State of IL - see also pass through detail</i>				
WIA Dislocated Workers	17.260	N	17,895	
		Agency Totals	<u>34,093</u>	
		Cluster Totals	<u>34,093</u>	
 Major Program Codes:				
Y - Cluster, program, or award tested as a major program			<u>Urbana</u>	<u>Chicago</u>
N - Not tested as a major program				
		GRAND TOTALS	<u>347,859,054</u>	<u>264,237,123</u>

Cluster :WIA
Major Agency: US Department of Labor (DOL)

FY08 SEFA

UNIVERSITY OF ILLINOIS
SCHEDULE OF EXPENDITURES OF FEDERAL AWARDS
NON-CASH FEDERAL AWARDS
Year Ended June 30, 2008

	<u>CFDA Number</u>	<u>Urbana</u>	<u>Chicago</u>
Student Financial Aid			
U.S. Department of Education			
Federal Family Education Loans (FFEL)			
Stafford	84.032	\$ -	\$ -
Parent Loans for Undergraduate Students	84.032	-	-
Total Federal Family Education Loans (FFEL)		-	-
Federal Direct Student Loans			
Stafford (subsidized & unsubsidized)	84.268	103,763,103	129,310,537
Parent Loans for Undergraduate Students	84.268	46,189,082	15,544,231
Graduate PLUS Loans	84.268	5,685,891	8,381,587
Total Federal Direct Student Loans		<u>155,638,076</u>	<u>153,236,355</u>
Total U.S. Department of Education		<u>155,638,076</u>	<u>153,236,355</u>
U.S. Department of Health and Human Services (capital contributions)			
Health Professions Student Loans	93.342	-	20,819
Nurse Faculty Loan Program (NFLP)	93.264	-	22,624
Total U.S. Department of Health and Human Services		-	<u>43,443</u>
Total Student Financial Aid		<u>155,638,076</u>	<u>153,279,798</u>
Total Noncash Federal Awards		<u>\$ 155,638,076</u>	<u>\$ 153,279,798</u>

UNIVERSITY OF ILLINOIS
SCHEDULE OF EXPENDITURES OF FEDERAL AWARDS
NON-CASH FEDERAL AWARDS
Student Loan Disclosure
Year Ended June 30, 2008

	URBANA	CHICAGO	SPRINGFIELD
Value of Perkins loans administrative allowance	\$ 78,227	\$ 186,059	\$ 1,405
Value of new loans issued to students for Perkins	1,564,535	3,963,984	28,103
Value of new loans issued to students for HPSL	168,934	1,599,112	-
Value of new loans issued to students for NFLP	-	30,524	-
Value of new loans issued to students for Nursing Student Loans	-	180,419	-
Value of new loans issued for LDS	28,000	61,057	-
Loan Balance Outstanding - Perkins (CFDA 84.038)	13,735,193	27,937,749	207,346
Loan Balance Outstanding - HPSL (CFDA 93.342)	1,774,071	6,585,114	-
Loan Balance Outstanding - NFLP (CFDA 93.264)	-	222,348	-
Loan Balance Outstanding - Nursing (CFDA 93.364)	-	666,137	-
Loan Balance Outstanding - LDS (CFDA 93.342)	388,651	136,688	-
Total	<u>\$ 17,737,611</u>	<u>\$ 41,569,191</u>	<u>\$ 236,854</u>

Note: "Value of FDSL administrative POS" has been removed as of 11-14-07. These FDSL Payments for Origination Services h

FDSL = Federal Direct Student Lending

HPSL = Health Professions Student Loans

LDS = Loans to Disadvantaged Students

NFLP = Nurse Faculty Loan Program

UNIVERSITY OF ILLINOIS
FY08 SCHEDULE OF EXPENDITURES OF FEDERAL AWARDS
Details for Pass-Through Federal Funding Received by UI as Subawardee and Funding Received from
Year Ended June 30, 2008

Pass-Through Entity

Cluster	Fed Agency	CFDA Number / UI Grant Code / Award Title	Major Program	Urbana	Chicago	Springf
<u>ABT Associates</u>						
Cluster: 1R&D						
Fed Agency: Social Security Administration						
		96.000 / A6044 / SSA ABT SS00-04-60110	Y	1,306,656		
				<u>Pass-through entity total:</u>	<u>1,306,656</u>	
<u>Academy of Applied Sciences</u>						
Cluster: 1R&D						
Fed Agency: Army						
		12.431 / A4481 / Army AAS Subgrant 07-76	Y	1,650		
				<u>Pass-through entity total:</u>	<u>1,650</u>	
<u>Access Community Health Network</u>						
Cluster: 1R&D						
Fed Agency: HRSA/BHPR/DADPHP (Health Resources and Services)						
		93.000 / E6146 / Access Community Health Network	Y		18,084	
Fed Agency: National Institutes of Health (NIH)						
		93.945 / E7012 / Access Community Health Network	Y		-208	
				<u>Pass-through entity total:</u>	<u>17,876</u>	
<u>Acumen Consulting</u>						
Cluster: 1R&D						
Fed Agency: Air Force						
		12.800 / A3848 / AF Acumen Scientific SBIR Phase 2	Y	30,630		
Fed Agency: Army						

Acumen Consulting

FY08 SEFA Pass-through details

UNIVERSITY OF ILLINOIS
FY08 SCHEDULE OF EXPENDITURES OF FEDERAL AWARDS
Details for Pass-Through Federal Funding Received by UI as Subawardee and Funding Received from
Year Ended June 30, 2008

Pass-Through Entity
Cluster

Fed Agency CFDA Number / UI Grant Code / Award Title	Major Program	Urbana	Chicago	Springf
12.431 / A4416 / Army Sub Acumen UIUC-001	Y	338,765		
	<u>Pass-through entity total:</u>	<u>369,395</u>		
<u>Administrators of the Tulane Ed Fund DBA Tulane</u>				
Cluster: 1R&D				
<i>Fed Agency: National Institute of Child Health & Human Development</i>				
93.865 / E6058 / Tulane Univ 545453	Y		4,965	
<i>Fed Agency: National Institutes of Health (NIH)</i>				
93.865 / E5561 / Tulane Educational Fund 546515	Y		55,888	
	<u>Pass-through entity total:</u>		<u>60,853</u>	
<u>Aerospace Testing Alliance</u>				
Cluster: 1R&D				
<i>Fed Agency: Air Force Office of Scientific Research (AFOSR)</i>				
12.800 / A4709 / AF Sub ATA ATA-07-08	Y	12,407		
	<u>Pass-through entity total:</u>	<u>12,407</u>		
<u>AeroVironment Inc</u>				
Cluster: 1R&D				
<i>Fed Agency: Defense Advanced Research Projects Agency (DARPA)</i>				
12.000 / A4860 / DARPA Aero 2007-00892-00	Y	21,019		
	<u>Pass-through entity total:</u>	<u>21,019</u>		
<u>Agricultural Watershed Institute</u>				
Cluster: 1R&D				
<i>Fed Agency: US Environmental Protection Agency (EPA)</i>				
66.000 / A5765 / EPA Sub AWI Keefer	Y	51,475		
66.439 / A5696 / EPA Sub AWI Cooke	Y	147,309		
66.439 / A5764 / EPA Sub AWI Bullock	Y	12,311		
	<u>Pass-through entity total:</u>	<u>211,095</u>		

Agricultural Watershed Institute

FY08 SEFA Pass-through details

UNIVERSITY OF ILLINOIS
FY08 SCHEDULE OF EXPENDITURES OF FEDERAL AWARDS
Details for Pass-Through Federal Funding Received by UI as Subawardee and Funding Received from
Year Ended June 30, 2008

Pass-Through Entity

Cluster	Major Program	Urbana	Chicago	Springf
Fed Agency				
CFDA Number / UI Grant Code / Award Title				
<u>Agriculture Drainage Management Coalition (ADMC)</u>				
Cluster: 1R&D				
<i>Fed Agency: US Department of Agriculture (USDA)</i>				
10.000 / A4386 / AG ADMC 2007-02794	Y	32,531		
	<u>Pass-through entity total:</u>	<u>32,531</u>		
<u>AIDS Foundation of Chicago</u>				
Cluster: Other Programs				
<i>Fed Agency: Health Resources and Services Administration (HRSA)</i>				
93.914 / E6463 / AIDS Foundation Of Chicago	Y		2,855	
93.914 / E7349 / Aids Fnd of Chicago	Y		-7,259	
<i>Fed Agency: HRSA/BHPR/DADPHP (Health Resources and Services)</i>				
93.914 / G6461 / AIDS Foundation of Chicago	Y		92,065	
<i>Fed Agency: National Institutes of Health (NIH)</i>				
93.917 / E5477 / AIDS Foundation Of Chicago	N		14,976	
93.917 / E6313 / AIDS Foundation Of Chicago	N		-6,181	
<i>Fed Agency: US Health & Human Services (HHS)</i>				
93.000 / E6022 / AIDS Foundation of Chicago Part A	N		242,278	
93.917 / E5836 / AIDS Foundation of Chicago	N		12,211	
93.917 / E6004 / AIDS Foundation Of Chicago	N		51,439	
	<u>Pass-through entity total:</u>		<u>402,384</u>	
<u>AIDS Research Alliance</u>				
Cluster: 1R&D				
<i>Fed Agency: National Institutes of Health (NIH)</i>				
93.856 / E7741 / Aids Rsch Alliance	Y		25,947	
	<u>Pass-through entity total:</u>		<u>25,947</u>	

AIDS Research Alliance

FY08 SEFA Pass-through details

UNIVERSITY OF ILLINOIS
FY08 SCHEDULE OF EXPENDITURES OF FEDERAL AWARDS
Details for Pass-Through Federal Funding Received by UI as Subawardee and Funding Received from
Year Ended June 30, 2008

**Pass-Through Entity
Cluster**

Fed Agency CFDA Number / UI Grant Code / Award Title	Major Program	Urbana	Chicago	Springf
<u>Alabama A&M University</u>				
Cluster: 1R&D				
Fed Agency: US Department of Agriculture (USDA)				
10.000 / A4873 / AG AAMU 2005-38814-16523	Y	13,880		
	<u>Pass-through entity total:</u>		<u>13,880</u>	
<u>Alaska Department of Environmental Conservation</u>				
Cluster: Other Programs				
Fed Agency: US Environmental Protection Agency (EPA)				
66.600 / B9243 / CAL - Alaska DEC MDN2-78	N	4,949		
	<u>Pass-through entity total:</u>		<u>4,949</u>	
<u>Alstom Power Inc</u>				
Cluster: 1R&D				
Fed Agency: US Department of Energy (DOE)				
81.000 / A4053 / DOE Alstom 97448 KP	Y	177,446		
	<u>Pass-through entity total:</u>		<u>177,446</u>	
<u>American Architectural Foundation</u>				
Cluster: 1R&D				
Fed Agency: US National Endowment for the Arts (NEA)				
45.024 / E6526 / American Architectural Fnd	Y		4,202	
	<u>Pass-through entity total:</u>		<u>4,202</u>	
<u>American Assoc of State Highway & Transportation</u>				
Cluster: 1R&D				
Fed Agency: US Department of Transportation (DOT)				
20.701 / E6756 / Aashto	Y		26,669	
	<u>Pass-through entity total:</u>		<u>26,669</u>	

American Assoc of State Highway & Transportation Officials

FY08 SEFA Pass-through details

UNIVERSITY OF ILLINOIS
FY08 SCHEDULE OF EXPENDITURES OF FEDERAL AWARDS
Details for Pass-Through Federal Funding Received by UI as Subawardee and Funding Received from
Year Ended June 30, 2008

Pass-Through Entity

Cluster	Major Program	Urbana	Chicago	Springf
Fed Agency CFDA Number / UI Grant Code / Award Title				
<u>American Educational Research Assn(AERA)</u>				
Cluster: 1R&D				
<i>Fed Agency: US National Science Foundation (NSF)</i>				
47.076 / A5743 / SBC AERA 2005-4801	Y	1		
	<u>Pass-through entity total:</u>		<u>1</u>	
<u>American International Health Alliance</u>				
Cluster: Other Programs				
<i>Fed Agency: National Institutes of Health (NIH)</i>				
93.145 / E6111 / AIHA- Twinning Center Project	Y		146,786	
	<u>Pass-through entity total:</u>		<u>146,786</u>	
<u>American Medical Student Association</u>				
Cluster: Other Programs				
<i>Fed Agency: US Health & Human Services (HHS)</i>				
93.000 / E6707 / American Medical Student Assoc	N		-1,711	
	<u>Pass-through entity total:</u>		<u>-1,711</u>	
<u>American Psychiatric Foundation</u>				
Cluster: 1R&D				
<i>Fed Agency: Substance Abuse & Mental Health Services Admin (SAMHSA)</i>				
93.000 / E5875 / Amer Psychiatric Assoc	Y		16,404	
	<u>Pass-through entity total:</u>		<u>16,404</u>	
<u>Anasys Instruments</u>				
Cluster: 1R&D				
<i>Fed Agency: US Department of Commerce</i>				
11.612 / A3775 / COM AIC 70NANB7H7025	Y	36,415		
	<u>Pass-through entity total:</u>		<u>36,415</u>	

Anasys Instruments

FY08 SEFA Pass-through details

UNIVERSITY OF ILLINOIS
FY08 SCHEDULE OF EXPENDITURES OF FEDERAL AWARDS
Details for Pass-Through Federal Funding Received by UI as Subawardee and Funding Received from
Year Ended June 30, 2008

Pass-Through Entity

Cluster	Fed Agency	CFDA Number / UI Grant Code / Award Title	Major Program	Urbana	Chicago	Springfield
<u>Anvik Corporation</u>						
Cluster: 1R&D						
<i>Fed Agency: NASA Headquarters</i>						
		43.000 / A5311 / NASA Anvik NNC06CB41C	Y	25,722		
				<u>Pass-through entity total:</u>	<u>25,722</u>	
<u>Appalachian State University</u>						
Cluster: 1R&D						
<i>Fed Agency: US Department of Education</i>						
		84.334 / A5327 / DE Sub ASU 05-0164	Y	10,546		
				<u>Pass-through entity total:</u>	<u>10,546</u>	
<u>Applied Material Systems Engineering Inc (AMSENG)</u>						
Cluster: 1R&D						
<i>Fed Agency: US Department of Defense (DoD)</i>						
		12.000 / E6167 / Apld MatL Sys Engr HQ0006-06-C-7371	Y		105,775	
				<u>Pass-through entity total:</u>	<u>105,775</u>	
<u>Archer Daniels Midland Company</u>						
Cluster: 1R&D						
<i>Fed Agency: USDA Agricultural Research Service (ARS)</i>						
		10.000 / A5948 / AG ADM 05005358 SP	Y	9,498		
<i>Fed Agency: USDA Natural Resources Conservation Service (NRCS)</i>						
		10.000 / A5947 / AG ADM 05005357 SP	Y	3,219		
				<u>Pass-through entity total:</u>	<u>12,717</u>	
<u>Argonne National Lab</u>						
Cluster: 1R&D						
<i>Fed Agency: Argonne National Lab</i>						
		81.000 / A3777 / DOE ANL 4J-00181-0006A	Y	19,036		

Argonne National Lab

FY08 SEFA Pass-through details

UNIVERSITY OF ILLINOIS
FY08 SCHEDULE OF EXPENDITURES OF FEDERAL AWARDS
Details for Pass-Through Federal Funding Received by UI as Subawardee and Funding Received from
Year Ended June 30, 2008

Pass-Through Entity Cluster Fed Agency CFDA Number / UI Grant Code / Award Title	Major Program	Urbana	Chicago	Springfield
81.000 / A3812 / DOE ANL 4J-00181-0008A	Y	24,207		
81.000 / A3843 / DOE ANL 4J-00181-0007A	Y	19,385		
81.000 / A3958 / DOE ANL 4J-00181-0005A	Y	19,273		
81.000 / A4093 / DOE ANL 7F-01341	Y	51,430		
81.000 / A4229 / DOE ANL 7F-00721	Y	42,689		
81.000 / A4341 / DOE ANL 7F-01201	Y	64,309		
81.000 / A4620 / DOE ANL 7F-00183	Y	46,909		
81.000 / A4633 / DOE ANL 4J-00181-0004A	Y	156,146		
81.000 / A5490 / DOE ANL 6F-00030	Y	-5,331		
81.000 / A6039 / DOE ANL 5F-00427	Y	-8,948		
81.000 / A8654 / DOE ANL 1F-00861	Y	124,632		
81.000 / E5498 / Argonne National Lab. 8F-01222	Y		6,706	
81.000 / E5546 / Argonne Nat. Lab. 8F-01141	Y		3,762	
81.000 / E5643 / Argonne Nat. Lab No. 8F-00081	Y		74,826	
81.000 / E5762 / ANL 7F-01962	Y		32,239	
81.000 / E5897 / Argonne Nat Lab 7F-01143	Y		97,179	
81.000 / E5917 / Argonne National Lab. 4J-00161	Y		3,620	
81.000 / E5932 / Argonne Nat. Lab. 8F-00722	Y		125,474	
81.000 / E5937 / Argonne National Lab 7F-00901	Y		76,751	
81.000 / E6009 / ANL 4J-00161	Y		-112	
81.000 / E6079 / ANL 7F-00621	Y		-2,473	
81.000 / E6086 / DoEnergy 7F 00181	Y		74,477	
81.000 / E6349 / Anl 6F-00079	Y		-2,922	
81.000 / E6531 / Anl 6F-00033	Y		-4,965	
81.000 / E6580 / ANL 6F-00004	Y		94,838	
81.000 / E6747 / Argonne Natl Labs 5F-00511	Y		274	
81.000 / E6863 / Anl 4J-00161-0007B	Y		19,269	
81.000 / E7252 / ANL 4J-00161-0003D	Y		45,684	

Argonne National Lab

FY08 SEFA Pass-through details

UNIVERSITY OF ILLINOIS
FY08 SCHEDULE OF EXPENDITURES OF FEDERAL AWARDS
Details for Pass-Through Federal Funding Received by UI as Subawardee and Funding Received from
Year Ended June 30, 2008

Pass-Through Entity

Cluster

Fed Agency

CFDA Number / UI Grant Code / Award Title

Major Program

Urbana

Chicago

Springfield

81.000 / E7824 / Anl 3f-01422	Y		19,524	
81.049 / E6051 / Argonne Nat. Lab 6F-01105	Y		30,085	
81.106 / E8307 / ANL-DOE OF-01504	Y		3,307	
Cluster: Other Programs				
<i>Fed Agency: Argonne National Lab</i>				
81.000 / A3748 / DOE ANL FUA 2008-05058	N	2,769		
81.000 / A3996 / DOE ANL 2008-01228 7B-00201	N	1,243		
81.000 / A4004 / DOE ANL 7A-10984	N	3,001		
		<u>Pass-through entity total:</u>	<u>560,750</u>	<u>697,543</u>

Arizona Department of Environmental Quality

Cluster: Other Programs

Fed Agency: US Environmental Protection Agency (EPA)

66.605 / A5116 / CAL EPA 2007-MDN2-73

N 8,803

Pass-through entity total: 8,803

Arizona State University

Cluster: 1R&D

Fed Agency: Air Force Office of Scientific Research (AFOSR)

12.800 / A4988 / AF Sub AZ State 07-750

Y 60,700

Fed Agency: National Institute of Mental Health

93.242 / A7007 / PHS Sub ASU 04-415 RWA 5068

Y 117,052

Fed Agency: US National Science Foundation (NSF)

47.075 / E6865 / Arizona State University 05-590

Y -653

Pass-through entity total: 177,752 -653

Arts Midwest

Cluster: Other Programs

Fed Agency: US National Endowment for the Arts (NEA)

45.024 / A4027 / NEA Sub Arts Midwest 27371

N 10,788

Arts Midwest

FY08 SEFA Pass-through details

UNIVERSITY OF ILLINOIS
FY08 SCHEDULE OF EXPENDITURES OF FEDERAL AWARDS
Details for Pass-Through Federal Funding Received by UI as Subawardee and Funding Received from
Year Ended June 30, 2008

Pass-Through Entity

Cluster	Fed Agency	CFDA Number / UI Grant Code / Award Title	Major Program	Urbana	Chicago	Springfield
		45.025 / J9461 / 390 NEA Arts Midwest FY08 1890	N			7
			<u>Pass-through entity total:</u>	<u>10,788</u>		<u>7</u>
<u>ASRC Aerospace Corporation</u>						
Cluster: 1R&D						
Fed Agency: US NASA						
		43.000 / A4526 / NASA ASRC AS3304	Y	37,557		
			<u>Pass-through entity total:</u>	<u>37,557</u>		
<u>Assoc Liaison Ofc for University Cooperation in</u>						
Cluster: Other Programs						
Fed Agency: United States Agency for International Development (AID)						
		98.000 / E7273 / Association Liaison Office	N		699	
			<u>Pass-through entity total:</u>		<u>699</u>	
<u>Association of American Medical Colleges</u>						
Cluster: 1R&D						
Fed Agency: Centers for Disease Control and Prevention (CDC)						
		93.283 / E6094 / AAMC MM 0964 07 07	Y		214,984	
			<u>Pass-through entity total:</u>		<u>214,984</u>	
<u>Association of Illinois Middle-Level Schools(AIMS)</u>						
Cluster: 1R&D						
Fed Agency: US Department of Education						
		84.215 / A6031 / DE Sub Q215F040995	Y	52,412		
			<u>Pass-through entity total:</u>	<u>52,412</u>		
<u>Association of Schools of Public Health (ASPH)</u>						
Cluster: 1R&D						
Fed Agency: Centers for Disease Control and Prevention (CDC)						
		93.283 / E7180 / Asph S3120-23/25	Y		161,708	
<u>Association of Schools of Public Health (ASPH)</u>						

FY08 SEFA Pass-through details

UNIVERSITY OF ILLINOIS
FY08 SCHEDULE OF EXPENDITURES OF FEDERAL AWARDS
Details for Pass-Through Federal Funding Received by UI as Subawardee and Funding Received from
Year Ended June 30, 2008

Pass-Through Entity
Cluster

Fed Agency

CFDA Number / UI Grant Code / Award Title

**Major
Program**

Urbana

Chicago

Springf

Cluster: Other Programs

Fed Agency: Centers for Disease Control and Prevention (CDC)

93.283 / E6925 / Asph S3549-24/25

N

2,596

93.283 / E7313 / Asph S3241-23/24

N

22,963

Pass-through entity total:

187,267

Association of University Centers on Disability

Cluster: 1R&D

Fed Agency: Social Security Administration

96.000 / E5990 / AUCD

Y

194,148

Pass-through entity total:

194,148

ATK Launch Systems Inc (formerly ATK Thiokol)

Cluster: 1R&D

Fed Agency: NASA Headquarters

43.000 / A5419 / NASA ATK-8684

Y

70,020

Fed Agency: US NASA

43.000 / A4740 / NASA ATK 24416

Y

59,262

Pass-through entity total:

129,282

Auburn University

Cluster: 1R&D

Fed Agency: US National Science Foundation (NSF)

47.070 / A5912 / SBC AUBURN 05-ENG-421050

Y

18,493

Fed Agency: USDA Coop State Rsrch Educ & Ext Serv (CSREES)

10.206 / A5101 / AG AU 06-FAA-361458-UI

Y

11,933

Pass-through entity total:

30,426

Auburn University

FY08 SEFA Pass-through details

UNIVERSITY OF ILLINOIS
FY08 SCHEDULE OF EXPENDITURES OF FEDERAL AWARDS
Details for Pass-Through Federal Funding Received by UI as Subawardee and Funding Received from
Year Ended June 30, 2008

Pass-Through Entity
Cluster

Fed Agency CFDA Number / UI Grant Code / Award Title	Major Program	Urbana	Chicago	Springf
<u>BAE Systems</u>				
Cluster: 1R&D				
<i>Fed Agency: Army</i>				
12.000 / E8231 / Bae Systems RP6886	Y		-100,144	
12.431 / A9060 / Army BAE SYS 104835	Y	243,331		
<i>Fed Agency: Defense Advanced Research Projects Agency (DARPA)</i>				
97.065 / E5591 / BAE	Y		403,951	
<i>Fed Agency: Office of Naval Research (ONR)</i>				
12.300 / A4840 / Navy Sub BAE 060745	Y	10,951		
<i>Fed Agency: US Department of Defense (DoD)</i>				
12.000 / E6248 / BAE SYSTEMS	Y		-45,390	
12.000 / E6699 / Bae Systems 194587	Y		-72,042	
	<u>Pass-through entity total:</u>	<u>254,282</u>	<u>186,375</u>	

Ball State University

Cluster: 1R&D

Fed Agency: Army Research Office (ARO)

12.000 / E6286 / W911NF-06-2-0030 - K. Lucas	Y		3,396	
	<u>Pass-through entity total:</u>		<u>3,396</u>	

Battelle Memorial Institute

Cluster: 1R&D

Fed Agency: National Institutes of Health (NIH)

93.000 / A4539 / PHS SUB Battelle 210354	Y	32,638		
93.000 / A5148 / PHS Sub Battelle 200959	Y	4,311		
<i>Fed Agency: US Department of Energy (DOE)</i>				
81.000 / A3778 / DOE BATT 60010	Y	41,925		
81.000 / A5077 / DOE BATT 26209	Y	94,329		
81.000 / A5323 / DOE BATT 22011	Y	71,647		

Battelle Memorial Institute

FY08 SEFA Pass-through details

UNIVERSITY OF ILLINOIS
FY08 SCHEDULE OF EXPENDITURES OF FEDERAL AWARDS
Details for Pass-Through Federal Funding Received by UI as Subawardee and Funding Received from
Year Ended June 30, 2008

Pass-Through Entity

Cluster

Fed Agency

CFDA Number / UI Grant Code / Award Title

Major Program

Urbana

Chicago

Springf

81.000 / A5646 / DOE BATT 117044

Y

9,265

81.000 / A5710 / DOE BATT 17281

Y

45,959

Fed Agency: US Health & Human Services (HHS)

93.000 / E5532 / Battelle

Y

6,076

Cluster: Other Programs

Fed Agency: US Department of Defense (DoD)

12.000 / E6682 / Battelle Tcn 05197

N

9,417

Pass-through entity total:

300,074

15,493

Baylor College of Medicine

Cluster: 1R&D

Fed Agency: National Institute of Diabetes & Digestive & Kidney Diseases

93.847 / A6286 / PHS Sub Baylor DK054450

Y

62,341

Fed Agency: US NASA

43.000 / E6732 / Baylor Coll Med NCC 9 58 189

Y

-214

Pass-through entity total:

62,341

-214

Binachip Inc

Cluster: 1R&D

Fed Agency: Army

12.910 / E5996 / Binachip

Y

30,000

Pass-through entity total:

30,000

Binghamton Univ

Cluster: 1R&D

Fed Agency: National Institute on Deafness & Other Hearing Disorders

93.173 / A6678 / PHS Sub 30568 1035698

Y

187,851

Pass-through entity total:

187,851

Binghamton Univ

FY08 SEFA Pass-through details

UNIVERSITY OF ILLINOIS
FY08 SCHEDULE OF EXPENDITURES OF FEDERAL AWARDS
Details for Pass-Through Federal Funding Received by UI as Subawardee and Funding Received from
Year Ended June 30, 2008

Pass-Through Entity

Cluster	Fed Agency	CFDA Number / UI Grant Code / Award Title	Major Program	Urbana	Chicago	Springfield
<u>Bishop Museum</u>						
Cluster: 1R&D						
Fed Agency: US National Science Foundation (NSF)						
47.074 / A5983 / SBC BISHOP SRA #0302044						
			Y	-256		
			<u>Pass-through entity total:</u>		<u>-256</u>	
<u>Boise State University</u>						
Cluster: 1R&D						
Fed Agency: US Department of Education						
84.305 / E5845 / BSU 101G106216-A						
			Y		61,924	
			<u>Pass-through entity total:</u>		<u>61,924</u>	
<u>Boston University</u>						
Cluster: 1R&D						
Fed Agency: National Institutes of Health (NIH)						
93.000 / A4482 / PHS SUB BOSTON RA5289F0BAJ						
			Y	69,812		
Cluster: Other Programs						
Fed Agency: US National Science Foundation (NSF)						
47.070 / A5747 / SBC BU GC189822NGA						
			N	-375		
			<u>Pass-through entity total:</u>		<u>69,437</u>	
<u>Bradley University</u>						
Cluster: Other Programs						
Fed Agency: US National Science Foundation (NSF)						
47.041 / E7247 / Bradley University Eec 0332714						
			Y		2,175	
			<u>Pass-through entity total:</u>		<u>2,175</u>	

Bradley University

FY08 SEFA Pass-through details

UNIVERSITY OF ILLINOIS
FY08 SCHEDULE OF EXPENDITURES OF FEDERAL AWARDS
Details for Pass-Through Federal Funding Received by UI as Subawardee and Funding Received from
Year Ended June 30, 2008

Pass-Through Entity

Cluster	Fed Agency	CFDA Number / UI Grant Code / Award Title	Major Program	Urbana	Chicago	Springfield
<u>Bridge Waves Electronics</u>						
Cluster: 1R&D						
<i>Fed Agency: US National Science Foundation (NSF)</i>						
	47.000 /	E6567 / Bridge Wave Electronics	Y		10,309	
	47.041 /	E5919 / Bridge Wave Electronics	Y		41,499	
				<u>Pass-through entity total:</u>		
					<u>51,808</u>	
<u>Brigham Young Univ</u>						
Cluster: 1R&D						
<i>Fed Agency: US National Science Foundation (NSF)</i>						
	47.070 /	A6799 / SBC BYU #03-0114	Y	61,623		
	47.074 /	A5626 / SBC BYU 05-0141	Y	11,328		
				<u>Pass-through entity total:</u>		
				<u>72,951</u>		
<u>Brookhaven National Lab</u>						
Cluster: 1R&D						
<i>Fed Agency: Brookhaven National Lab</i>						
	81.000 /	A5879 / DOE BNL 80780	Y	138,919		
Cluster: Other Programs						
<i>Fed Agency: Brookhaven National Lab</i>						
	81.000 /	A8993 / DOE RHIC PHYSICS FEL	N	8,250		
				<u>Pass-through entity total:</u>		
				<u>147,169</u>		
<u>Brown University</u>						
Cluster: 1R&D						
<i>Fed Agency: Army</i>						
	12.431 /	A4563 / Army Sub Brown 00000055 P992647	Y	85,121		
				<u>Pass-through entity total:</u>		
				<u>85,121</u>		

Brown University

FY08 SEFA Pass-through details

UNIVERSITY OF ILLINOIS
FY08 SCHEDULE OF EXPENDITURES OF FEDERAL AWARDS
Details for Pass-Through Federal Funding Received by UI as Subawardee and Funding Received from
Year Ended June 30, 2008

Pass-Through Entity

Cluster	Major Program	Urbana	Chicago	Springfield
Fed Agency CFDA Number / UI Grant Code / Award Title				
<u>Buckmaster Research</u>				
Cluster: 1R&D				
<i>Fed Agency: Air Force Office of Scientific Research (AFOSR)</i>				
12.800 / A3872 / AF sub Buckmaster 2008-01163	Y	137,451		
	<u>Pass-through entity total:</u>	<u>137,451</u>		
<u>Cahokia Unit School District 187</u>				
Cluster: Other Programs				
<i>Fed Agency: Administration for Children and Families (ACF)</i>				
93.658 / D8622 / ISBE Cahokia After School 4421	N	75,303		
	<u>Pass-through entity total:</u>	<u>75,303</u>		
<u>California Institute of Technology</u>				
Cluster: 1R&D				
<i>Fed Agency: Army Research Office (ARO)</i>				
12.431 / A5659 / Army CIT 68-1077903	Y	198,592		
<i>Fed Agency: Lawrence Livermore National Lab</i>				
81.000 / A4607 / DOE Caltech 82-1081984	Y	117,404		
<i>Fed Agency: NASA Headquarters</i>				
43.000 / A6181 / NASA JPL 1264494	Y	66		
43.000 / A6455 / NASA JPL 1260125	Y	215,311		
<i>Fed Agency: Office of Naval Research (ONR)</i>				
12.300 / A4623 / Navy Sub CIT 67F-1082217	Y	146,686		
<i>Fed Agency: US NASA</i>				
43.000 / A3999 / NASA JPL 1319342	Y	23,096		
43.000 / A4090 / NASA JPL 1316421	Y	69,930		
43.000 / A4668 / NASA JPL 1291711	Y	187,287		
43.000 / A4691 / NASA JPL 1290956	Y	7,611		
43.000 / A4716 / NASA JPL 1289730	Y	21,058		

California Institute of Technology

FY08 SEFA Pass-through details

UNIVERSITY OF ILLINOIS
FY08 SCHEDULE OF EXPENDITURES OF FEDERAL AWARDS
Details for Pass-Through Federal Funding Received by UI as Subawardee and Funding Received from
Year Ended June 30, 2008

Pass-Through Entity

Cluster

Fed Agency

CFDA Number / UI Grant Code / Award Title

Major Program

Urbana

Chicago

Springfield

43.000 / A4733 / NASA JPL 1289790	Y	19,823		
43.000 / A4748 / NASA JPL 1289744	Y	51,728		
43.000 / A9167 / NASA JPL 1236748	Y	104,578		
<i>Fed Agency: US National Science Foundation (NSF)</i>				
47.070 / A5360 / SBC CIT 67L-1079674	Y	64,726		
	Pass-through entity total:	1,227,896		

Cancer Council Victoria

Cluster: 1R&D

Fed Agency: National Institutes of Health (NIH)

93.393 / E6780 / The Cancer Council Of Victoria	Y			450
	Pass-through entity total:			450

Caracal Inc

Cluster: 1R&D

Fed Agency: National Institutes of Health (NIH)

93.000 / E6481 / Caracal Inc	Y			24,259
	Pass-through entity total:			24,259

Carnegie Institution of Washington

Cluster: 1R&D

Fed Agency: US Department of Energy (DOE)

81.000 / A3704 / DOE CI JL 2008-05246 ANTC	Y	6,009		
81.000 / A6770 / DOE CIW SC 4-3327-35	Y	91,779		
	Pass-through entity total:	97,788		

Carnegie Mellon University

Cluster: 1R&D

Fed Agency: Army

12.431 / A3956 / Army Sub CM 1130077-199232	Y	38,709		
<i>Fed Agency: National Institutes of Health (NIH)</i>				

Carnegie Mellon University

FY08 SEFA Pass-through details

UNIVERSITY OF ILLINOIS
FY08 SCHEDULE OF EXPENDITURES OF FEDERAL AWARDS
Details for Pass-Through Federal Funding Received by UI as Subawardee and Funding Received from
Year Ended June 30, 2008

Pass-Through Entity
Cluster

Fed Agency

CFDA Number / UI Grant Code / Award Title

**Major
Program**

Urbana

Chicago

Springf

93.286 / A6668 / PHS Sub CM 1090080-145398

Y

136,599

Fed Agency: US Department of Interior

15.000 / A5587 / INT CM 1080120-165081

Y

104,091

Fed Agency: US National Science Foundation (NSF)

47.041 / A5910 / SBC CM-1120568-158252

Y

9,850

47.070 / A6424 / SBC CM 1120484-148622

Y

96,284

47.070 / A6602 / SBC CM 1120464-147649

Y

48,672

Pass-through entity total:

434,205

Carollo Engineers

Cluster: 1R&D

Fed Agency: Army

12.431 / A5054 / Army Sub Carollo Eng 7387A

Y

1,926

Pass-through entity total:

1,926

Case Western Reserve University

Cluster: 1R&D

Fed Agency: Army Research Office (ARO)

12.431 / A6995 / Army CWRU 342-0273

Y

55,709

Fed Agency: National Institutes of Health (NIH)

93.000 / E6070 / Case Western U HHSN275200503406C

Y

116,441

Pass-through entity total:

55,709

116,441

CDM International Inc

Cluster: 1R&D

Fed Agency: United States Agency for International Development (AID)

98.000 / A4478 / AID CDM PERRP-IQC-06-000

Y

40,420

Pass-through entity total:

40,420

CDM International Inc

FY08 SEFA Pass-through details

UNIVERSITY OF ILLINOIS
FY08 SCHEDULE OF EXPENDITURES OF FEDERAL AWARDS
Details for Pass-Through Federal Funding Received by UI as Subawardee and Funding Received from
Year Ended June 30, 2008

Pass-Through Entity

Cluster	Major Program	Urbana	Chicago	Springfield
Fed Agency CFDA Number / UI Grant Code / Award Title				
<u>Center for Clinical and Innovative Research</u>				
Cluster: 1R&D				
<i>Fed Agency: National Institutes of Health (NIH)</i>				
84.133 / G6740 / Inst for Rehab Research	Y		57,251	
	<u>Pass-through entity total:</u>		<u>57,251</u>	
<u>Center for Rotorcraft Innovation Inc(CRI)</u>				
Cluster: 1R&D				
<i>Fed Agency: Army</i>				
12.000 / E5887 / 2007-C-10-01 1-A8	Y		53,944	
<i>Fed Agency: US Department of Defense (DoD)</i>				
12.000 / E5531 / Center for Rotorcraft Innovation	Y		10,234	
12.000 / E5972 / 07-B-06-03 1-AB	Y		28,444	
12.000 / E6249 / Center For Rotorcraft Innovation	Y		26,822	
	<u>Pass-through entity total:</u>		<u>119,444</u>	
<u>Center To Protect Workers Rights</u>				
Cluster: 1R&D				
<i>Fed Agency: National Institute for Occupational Safety & Health</i>				
93.000 / E5572 / CPWR 08-1-PS	Y		4,296	
<i>Fed Agency: US Health & Human Services (HHS)</i>				
93.955 / E7191 / Ctr Protect Workers Rights 1030 16	Y		-4,714	
	<u>Pass-through entity total:</u>		<u>-418</u>	
<u>Central Regional Air Planning Association</u>				
Cluster: 1R&D				
<i>Fed Agency: US Environmental Protection Agency (EPA)</i>				
66.000 / A5938 / EPA Sub CENRAP	Y	-1,208		
	<u>Pass-through entity total:</u>		<u>-1,208</u>	

Central Regional Air Planning Association (CENRAP)

FY08 SEFA Pass-through details

UNIVERSITY OF ILLINOIS
FY08 SCHEDULE OF EXPENDITURES OF FEDERAL AWARDS
Details for Pass-Through Federal Funding Received by UI as Subawardee and Funding Received from
Year Ended June 30, 2008

Pass-Through Entity

Cluster	Major Program	Urbana	Chicago	Springf
Fed Agency CFDA Number / UI Grant Code / Award Title				
<u>Centro Internacional de Agricultura Tropical (CIAT)</u>				
Cluster: 1R&D				
<i>Fed Agency: United States Agency for International Development (AID)</i>				
98.000 / A5199 / AID CIAT IFPRI #6011	Y	144,892		
	<u>Pass-through entity total:</u>	<u>144,892</u>		
<u>Ceramatec Inc</u>				
Cluster: 1R&D				
<i>Fed Agency: US Department of Energy (DOE)</i>				
81.000 / E6864 / Ceramatec	Y		3,764	
<i>Fed Agency: US National Science Foundation (NSF)</i>				
47.041 / E6114 / Ceramatec, Inc. OII-0539893	Y		-16,512	
	<u>Pass-through entity total:</u>		<u>-12,748</u>	
<u>Champaign Consortium</u>				
Cluster: Other Programs				
<i>Fed Agency: US Department of Labor (DOL)</i>				
17.000 / A4382 / DOL CC 07-1Y-4050-YETP	N	83,512		
17.000 / A5090 / DOL CC 06-1Y4050-YETP	N	5,687		
Cluster: WIA				
<i>Fed Agency: US Department of Labor (DOL)</i>				
17.259 / A4003 / DOL CC 07-1Y 9050-YETP	N	10,400		
17.259 / A5849 / DE Sub Labor 05-1Y-4050-YETP	N	5,798		
	<u>Pass-through entity total:</u>	<u>105,397</u>		
<u>Cherokee Nation</u>				
Cluster: 1R&D				
<i>Fed Agency: US Environmental Protection Agency (EPA)</i>				
66.034 / A7108 / CAL EPA 2007-MDN2-51	Y	22,077		
Cluster: Other Programs				

Cherokee Nation

FY08 SEFA Pass-through details

UNIVERSITY OF ILLINOIS
FY08 SCHEDULE OF EXPENDITURES OF FEDERAL AWARDS
Details for Pass-Through Federal Funding Received by UI as Subawardee and Funding Received from
Year Ended June 30, 2008

Pass-Through Entity
Cluster

Fed Agency

CFDA Number / UI Grant Code / Award Title

**Major
Program**

Urbana

Chicago

Springf

Fed Agency: US Environmental Protection Agency (EPA)

66.034 / A4565 / CAL EPA 2008-NTN1-69

N

5,822

Pass-through entity total:

27,899

Chestnut Health Systems

Cluster: 1R&D

Fed Agency: Substance Abuse & Mental Health Services Admin (SAMHSA)

93.000 / E5516 / Chestnut Health Systems

Y

54,585

93.000 / E5982 / Chestnut Health Systems

Y

66,291

93.000 / E6480 / Chestnut Health Systems

Y

585

Pass-through entity total:

121,461

Cheyenne River Sioux Tribe

Cluster: Other Programs

Fed Agency: US Environmental Protection Agency (EPA)

66.034 / A4557 / CAL EPA 2008-MDN2-87

N

11,062

Pass-through entity total:

11,062

Chicago Community Programs for Clinical Research

Cluster: Other Programs

Fed Agency: National Institutes of Health (NIH)

93.856 / E7272 / Chicago Comm Programs For Clinical

N

66,140

Pass-through entity total:

66,140

Chicago Metropolitan Agency for Planning

Cluster: 1R&D

Fed Agency: US Department of Transportation (DOT)

20.205 / D7799 / CMAP 2008-01502

Y

133,410

20.223 / E5487 / Chgo Metro Agency Planning

Y

2,073

Pass-through entity total:

133,410

2,073

Chicago Metropolitan Agency for Planning

FY08 SEFA Pass-through details

UNIVERSITY OF ILLINOIS
FY08 SCHEDULE OF EXPENDITURES OF FEDERAL AWARDS
Details for Pass-Through Federal Funding Received by UI as Subawardee and Funding Received from
Year Ended June 30, 2008

Pass-Through Entity

Cluster	Fed Agency	CFDA Number / UI Grant Code / Award Title	Major Program	Urbana	Chicago	Springfield
<u>Chicago Public Schools</u>						
Cluster: Other Programs						
<i>Fed Agency: US Department of Education</i>						
		84.366 / F9253 / CPS	N		14,541	
				<u>Pass-through entity total:</u>		
					<u>14,541</u>	
<u>Chicago State University</u>						
Cluster: 1R&D						
<i>Fed Agency: US National Science Foundation (NSF)</i>						
		47.076 / E5503 / Chicago State U HRD 0413000	Y		28,688	
		47.076 / E5642 / Chgo St U HRD0413000	Y		363,750	
Cluster: Other Programs						
<i>Fed Agency: US Department of Education</i>						
		84.000 / E6605 / Chicago State University	N		4,266	
<i>Fed Agency: US National Science Foundation (NSF)</i>						
		47.076 / E5947 / CSU HRD 0413000	N		28,973	
		47.076 / E6261 / Chicago St U P23253 HRD 0413000	N		508,554	
		47.076 / E6459 / Chicago State U HRD-0413000	N		-27,513	
				<u>Pass-through entity total:</u>		
					<u>906,718</u>	
<u>Chicago Technology Park</u>						
Cluster: Other Programs						
<i>Fed Agency: US Department of Labor (DOL)</i>						
		17.000 / E6907 / Chicago Technology Park	N		416,648	
				<u>Pass-through entity total:</u>		
					<u>416,648</u>	
<u>Childrens Memorial Hospital</u>						
Cluster: 1R&D						
<i>Fed Agency: National Institute of Mental Health</i>						
		93.242 / E5595 / Childrens Memorial Hospital	Y		33,344	
<i>Childrens Memorial Hospital</i>						

FY08 SEFA Pass-through details

UNIVERSITY OF ILLINOIS
FY08 SCHEDULE OF EXPENDITURES OF FEDERAL AWARDS
Details for Pass-Through Federal Funding Received by UI as Subawardee and Funding Received from
Year Ended June 30, 2008

Pass-Through Entity

Cluster	Fed Agency	CFDA Number / UI Grant Code / Award Title	Major Program	Urbana	Chicago	Springfield
<i>Fed Agency: National Institutes of Health (NIH)</i>						
		93.233 / E6217 / Childrens Mem Hosp 901050-UIC	Y		22,770	
		93.865 / E6814 / Child Mem Hosp 900790-UIC	Y		5,422	
		93.865 / E6815 / Childrens Memorial Hosp 900890	Y		58,107	
<u>Pass-through entity total:</u>					<u>119,643</u>	
<u>Children's Place Association</u>						
Cluster: 1R&D						
<i>Fed Agency: US Health & Human Services (HHS)</i>						
		93.000 / E6447 / The Childrens Place Assoc	Y		-1,180	
<u>Pass-through entity total:</u>					<u>-1,180</u>	
<u>Children's Research Institute</u>						
Cluster: 1R&D						
<i>Fed Agency: National Institutes of Health (NIH)</i>						
		93.856 / E7199 / Children Research Inst CRI 355704	Y		-22,247	
<u>Pass-through entity total:</u>					<u>-22,247</u>	
<u>City Colleges of Chicago</u>						
Cluster: 1R&D						
<i>Fed Agency: National Institute of General Medical Sciences</i>						
		93.859 / F9205 / City Colleges of Chicago	Y		34,396	
<i>Fed Agency: National Institutes of Health (NIH)</i>						
		93.859 / E7229 / City Colleges Of Chicago	Y		57,221	
<u>Pass-through entity total:</u>					<u>91,617</u>	
<u>City of Chicago</u>						
Cluster: 1R&D						
<i>Fed Agency: Centers for Disease Control and Prevention (CDC)</i>						
		93.000 / F9160 / Chicago Dept of Public Health 12152	Y		16,146	
		93.268 / F9304 / Chicago Dept Public Health 9523	Y		-463	

City of Chicago

FY08 SEFA Pass-through details

UNIVERSITY OF ILLINOIS
FY08 SCHEDULE OF EXPENDITURES OF FEDERAL AWARDS
Details for Pass-Through Federal Funding Received by UI as Subawardee and Funding Received from
Year Ended June 30, 2008

Pass-Through Entity
Cluster

Fed Agency

CFDA Number / UI Grant Code / Award Title

Major Program

Urbana

Chicago

Springfield

93.940 / F9206b / Chicago Dept of Public Health 15083	Y		32,226	
<i>Fed Agency: Housing & Urban Development (HUD)</i>				
14.218 / F9206a / Chicago Dept of Public Health 15083	Y		32,226	
<i>Fed Agency: National Institutes of Health (NIH)</i>				
93.243 / F9210 / City of Chicago 14056	Y		44,591	
<i>Fed Agency: US Department of Justice (DOJ)</i>				
16.540 / F9189 / City of Chicago PO15144 57610	Y		35,989	
<i>Fed Agency: US Health & Human Services (HHS)</i>				
93.945 / F9461 / CDPH C029620	Y		703	
Cluster: Other Programs				
<i>Fed Agency: Centers for Disease Control and Prevention (CDC)</i>				
93.000 / F9307 / Cdph 11335	N		41,555	
93.000 / F9309 / City of Chicago 12152 Reach 2010	N		33,491	
93.940 / F9230 / Chicago Dept Public Health 15082	N		110,278	
<i>Fed Agency: Housing & Urban Development (HUD)</i>				
14.218 / F9230 / Chicago Dept Public Health 15082	N		110,278	
<i>Fed Agency: HRSA/BHPR/DADPHP (Health Resources and Services)</i>				
93.914 / F9237 / City of Chicago	Y		153,194	
<i>Fed Agency: National Institutes of Health (NIH)</i>				
93.914 / F9208 / CDPH 34578 PO 8483	Y		1,314,139	
<i>Fed Agency: US Environmental Protection Agency (EPA)</i>				
66.000 / A4613 / EPA City of Chicago 2007-2484	N	60,860		
<i>Fed Agency: US Health & Human Services (HHS)</i>				
93.000 / F9352 / Cdcys 4446-2	N		-17,742	
93.600 / F9272 / City of Chicago CYS 10759-1-06-04R	N		2,833,481	
93.914 / F9265 / City of Chicago 8483-2-06-09	Y		-6,931	
93.914 / F9300 / Cdph 8483	Y		-99,985	
93.945 / F9255 / Cdph 8278 1021493W	N		-10,572	

City of Chicago

FY08 SEFA Pass-through details

UNIVERSITY OF ILLINOIS
FY08 SCHEDULE OF EXPENDITURES OF FEDERAL AWARDS
Details for Pass-Through Federal Funding Received by UI as Subawardee and Funding Received from
Year Ended June 30, 2008

Pass-Through Entity
Cluster

Fed Agency	Major			
CFDA Number / UI Grant Code / Award Title	Program	Urbana	Chicago	Springf
	<u>Pass-through entity total:</u>	<u>60,860</u>	<u>4,622,604</u>	
 <u>City of East St Louis</u>				
Cluster: Other Programs				
<i>Fed Agency: Housing & Urban Development (HUD)</i>				
14.000 / A4280 / HUD CESL LCJ 2007-5307	N	5,480		
	<u>Pass-through entity total:</u>	<u>5,480</u>		
 <u>City of Peoria</u>				
Cluster: CDBG - Entitlement and Small Cities				
<i>Fed Agency: Housing & Urban Development (HUD)</i>				
14.218 / F9268 / City of Peoria AS-400-06PS12/IDIS 3	N		-770	
	<u>Pass-through entity total:</u>		<u>-770</u>	
 <u>Clark Atlanta University</u>				
Cluster: 1R&D				
<i>Fed Agency: US NASA</i>				
43.000 / A7078 / NASA 03-04-30403-002	Y	99,684		
	<u>Pass-through entity total:</u>	<u>99,684</u>		
 <u>Clemson University</u>				
Cluster: 1R&D				
<i>Fed Agency: US NASA</i>				
43.000 / A4270 / NASA CLEM 8000028589	Y	13,804		
<i>Fed Agency: US National Science Foundation (NSF)</i>				
47.050 / A4266 / SBC CU 1140-7558-206-2005990	Y	18,064		
47.050 / A6005 / SBC CLMSN #853-7559-206-2090072	Y	60,437		
	<u>Pass-through entity total:</u>	<u>92,305</u>		

Clemson University

FY08 SEFA Pass-through details

UNIVERSITY OF ILLINOIS
FY08 SCHEDULE OF EXPENDITURES OF FEDERAL AWARDS
Details for Pass-Through Federal Funding Received by UI as Subawardee and Funding Received from
Year Ended June 30, 2008

Pass-Through Entity

Cluster	Fed Agency	CFDA Number / UI Grant Code / Award Title	Major Program	Urbana	Chicago	Springfield
<u>Cleveland Clinic Foundation</u>						
Cluster: 1R&D						
<i>Fed Agency: National Institute of Diabetes & Digestive & Kidney Diseases</i>						
	93.849 /	E7426 / Cleveland Clinic - 1U01 DK66597	Y		14,401	
<i>Fed Agency: US Health & Human Services (HHS)</i>						
	93.849 /	E5537 / Cleveland Clinic	Y		10,279	
				<u>Pass-through entity total:</u>		
					<u>24,680</u>	
<u>College Board</u>						
Cluster: Other Programs						
<i>Fed Agency: US National Science Foundation (NSF)</i>						
	47.076 /	E5777 / College Board 2007-371	N		69,271	
				<u>Pass-through entity total:</u>		
					<u>69,271</u>	
<u>Colorado State Univ</u>						
Cluster: 1R&D						
<i>Fed Agency: National Institutes of Health (NIH)</i>						
	93.856 /	E8108 / Colorado St G46142	Y		5,952	
<i>Fed Agency: US Department of Agriculture (USDA)</i>						
	10.000 /	E5652 / Colorado State University NREL	Y		21,444	
	10.200 /	A4869 / AG CSU G-1458-6	Y	62,874		
<i>Fed Agency: US National Science Foundation (NSF)</i>						
	47.074 /	A8820 / CAL NSF 2008-NTN1-02	Y	4,836		
				<u>Pass-through entity total:</u>		
				<u>67,710</u>	<u>27,396</u>	
<u>Columbia Univ</u>						
Cluster: 1R&D						
<i>Fed Agency: NASA Headquarters</i>						
	43.001 /	A5390 / NASA Columbia Sub No. 1	Y	14,330		
<i>Fed Agency: National Institutes of Health (NIH)</i>						

Columbia Univ

FY08 SEFA Pass-through details

UNIVERSITY OF ILLINOIS
FY08 SCHEDULE OF EXPENDITURES OF FEDERAL AWARDS
Details for Pass-Through Federal Funding Received by UI as Subawardee and Funding Received from
Year Ended June 30, 2008

Pass-Through Entity

Cluster	Fed Agency	CFDA Number / UI Grant Code / Award Title	Major Program	Urbana	Chicago	Springfield
		93.000 / E5553 / Columbia University	Y		59,697	
	<i>Fed Agency: US Health & Human Services (HHS)</i>					
		93.853 / E7014 / Columbia University	Y		355	
		<u>Pass-through entity total:</u>		<u>14,330</u>	<u>60,052</u>	
<u>Community Care Options Inc</u>						
Cluster: Other Programs						
	<i>Fed Agency: National Institutes of Health (NIH)</i>					
		93.104 / E6428 / Community Care Options Inc-Pillars	N		-35,374	
	<i>Fed Agency: Substance Abuse & Mental Health Services Admin (SAMHSA)</i>					
		93.275 / E7143 / Pillars SM5448301	N		64,258	
		<u>Pass-through entity total:</u>			<u>28,884</u>	
<u>Community Oriented Policing Service</u>						
Cluster: Other Programs						
	<i>Fed Agency: US Department of Justice (DOJ)</i>					
		16.710 / E5622 / COPS 2007CKWX0003	N		38,693	
		<u>Pass-through entity total:</u>			<u>38,693</u>	
<u>Community Transportation Association of America</u>						
Cluster: 1R&D						
	<i>Fed Agency: US Department of Transportation (DOT)</i>					
		20.000 / E5953 / CTA of America	Y		186,851	
		<u>Pass-through entity total:</u>			<u>186,851</u>	
<u>Concurrent Technologies Corp</u>						
Cluster: 1R&D						
	<i>Fed Agency: US Department of Energy (DOE)</i>					
		81.000 / A5228 / DOE Concurrent Tech 060300023	Y	-446		
		<u>Pass-through entity total:</u>		<u>-446</u>		

Concurrent Technologies Corp

FY08 SEFA Pass-through details

UNIVERSITY OF ILLINOIS
FY08 SCHEDULE OF EXPENDITURES OF FEDERAL AWARDS
Details for Pass-Through Federal Funding Received by UI as Subawardee and Funding Received from
Year Ended June 30, 2008

Pass-Through Entity

Cluster	Fed Agency	CFDA Number / UI Grant Code / Award Title	Major Program	Urbana	Chicago	Springfield
<u>Cook County Department of Public Health</u>						
Cluster: 1R&D						
<i>Fed Agency: Housing & Urban Development (HUD)</i>						
	14.000	/ F9203 / CCDPH 07-41-260	Y		14,261	
<u>Pass-through entity total:</u>					<u>14,261</u>	
<u>Cornell University</u>						
Cluster: 1R&D						
<i>Fed Agency: National Institutes of Health (NIH)</i>						
	93.859	/ E8293 / Cornell U GM61925	Y		2,942	
<i>Fed Agency: US Department of Agriculture (USDA)</i>						
	10.000	/ A8793 / CAL AG 2008-NTN1-24	Y	4,836		
<i>Fed Agency: US National Science Foundation (NSF)</i>						
	47.049	/ A4029 / SBC CORNELL 46514-8591	Y	88,544		
	47.074	/ A4028 / SBC BTICU 07-04	Y	33,854		
	47.075	/ A5287 / SBC CRNL 48149-8032	Y	30,522		
Cluster: Other Programs						
<i>Fed Agency: US National Endowment for the Humanities (NEH)</i>						
	45.149	/ A5905 / NEH Sub 44996-7630	N	36,015		
<u>Pass-through entity total:</u>					<u>193,771</u>	<u>2,942</u>
<u>County of Suffolk</u>						
Cluster: 1R&D						
<i>Fed Agency: US Environmental Protection Agency (EPA)</i>						
	66.456	/ A6526 / CAL EPA 2007-NTN1-56	Y	5,836		
<u>Pass-through entity total:</u>					<u>5,836</u>	

County of Suffolk

FY08 SEFA Pass-through details

UNIVERSITY OF ILLINOIS
FY08 SCHEDULE OF EXPENDITURES OF FEDERAL AWARDS
Details for Pass-Through Federal Funding Received by UI as Subawardee and Funding Received from
Year Ended June 30, 2008

Pass-Through Entity

Cluster	Fed Agency	CFDA Number / UI Grant Code / Award Title	Major Program	Urbana	Chicago	Springfield
<u>CPBR - Consortium for Plant Biotechnology</u>						
Cluster: 1R&D						
<i>Fed Agency: US Department of Energy (DOE)</i>						
81.000 /	A4736 /	DOE CPBR GO12026-250	Y	57,148		
81.087 /	A5647 /	DOE CPBR GO 12026-231	Y	43,129		
81.087 /	A5648 /	DOE CPBR GO 12026-219	Y	68,492		
81.087 /	A5649 /	DOE CPBR GO 12026-220	Y	55,631		
<u>Pass-through entity total:</u>				<u>224,400</u>		
<u>Creare Inc</u>						
Cluster: 1R&D						
<i>Fed Agency: Air Force</i>						
12.800 /	A4654 /	AF Sub Creare 43400	Y	1,322		
<i>Fed Agency: Air Force Office of Scientific Research (AFOSR)</i>						
12.300 /	A4283 /	AF Sub Creare 48166	Y	55,041		
<u>Pass-through entity total:</u>				<u>56,363</u>		
<u>CRP Consulting</u>						
Cluster: Other Programs						
<i>Fed Agency: Health Resources and Services Administration (HRSA)</i>						
93.000 /	E7412 /	Crp Consulting 240-01-0055	N		14,162	
<u>Pass-through entity total:</u>					<u>14,162</u>	
<u>CU Aerospace LLC</u>						
Cluster: 1R&D						
<i>Fed Agency: Air Force Office of Scientific Research (AFOSR)</i>						
12.800 /	A3897 /	AF sub CU Aero 2007-04585	Y	85,200		
12.800 /	A4713 /	AF Sub CU Aerospace 2006-05967	Y	8,790		
12.800 /	A5143 /	AF Sub CU Aerospace 2006-03227	Y	580		
<i>Fed Agency: Army</i>						

CU Aerospace LLC

FY08 SEFA Pass-through details

UNIVERSITY OF ILLINOIS
FY08 SCHEDULE OF EXPENDITURES OF FEDERAL AWARDS
Details for Pass-Through Federal Funding Received by UI as Subawardee and Funding Received from
Year Ended June 30, 2008

**Pass-Through Entity
Cluster**

Fed Agency

CFDA Number / UI Grant Code / Award Title

**Major
Program**

Urbana

Chicago

Springf

12.431 / A6700 / Army CU Aerospace 04-213	Y	104,391		
<i>Fed Agency: Missile Defense Agency (MDA)</i>				
12.000 / A3846 / MDA CUA HQ0006-08-C7823	Y	8,048		
12.431 / A4284 / Army sub CU Aero 2007-02249	Y	160,626		
<i>Fed Agency: NASA Headquarters</i>				
43.000 / A6393 / NASA CUA 2005-1618-00	Y	-5,745		
<i>Fed Agency: US NASA</i>				
43.000 / A3892 / NASA CUA NNX08CC85P	Y	23,290		
	Pass-through entity total:	385,180		

Dartmouth College

Cluster: 1R&D

Fed Agency: Sandia National Lab

81.000 / A5853 / DOE Dartmouth 5-36102	Y	-17,551		
--	---	---------	--	--

Fed Agency: US Department of Homeland Security(USDHS)

16.565 / A4992 / DHS Dartmouth 5-36117-5720	Y	15,868		
97.000 / A4431 / DHS Dartmouth 5-36425.5780 42	Y	296,337		
97.000 / A4435 / DHS Dartmouth 5-36428.5730 69	Y	390,007		

Pass-through entity total: **684,661**

Dauphin Island Sea Lab

Cluster: 1R&D

Fed Agency: US Environmental Protection Agency (EPA)

66.456 / A6457 / CAL EPA 2007-NTN2-39	Y	6,734		
---------------------------------------	---	-------	--	--

66.456 / A8624 / CAL EPA 2007-MDN2-38	Y	12,776		
---------------------------------------	---	--------	--	--

Pass-through entity total: **19,510**

Dauphin Island Sea Lab

FY08 SEFA Pass-through details

UNIVERSITY OF ILLINOIS
FY08 SCHEDULE OF EXPENDITURES OF FEDERAL AWARDS
Details for Pass-Through Federal Funding Received by UI as Subawardee and Funding Received from
Year Ended June 30, 2008

Pass-Through Entity

Cluster	Fed Agency	CFDA Number / UI Grant Code / Award Title	Major Program	Urbana	Chicago	Springfield
<u>Defense Training and Technologies (DT2)</u>						
Cluster: 1R&D						
Fed Agency: Army						
	12.431	/ A4300 / Army sub DT2 2006-05839	Y	106,167		
			<u>Pass-through entity total:</u>	<u>106,167</u>		
<u>Denver Museum of Nature and Science</u>						
Cluster: Other Programs						
Fed Agency: US NASA						
	43.000	/ A5436 / NASA DMNS NNG05G089G	N	7,234		
			<u>Pass-through entity total:</u>	<u>7,234</u>		
<u>DePaul Univ</u>						
Cluster: 1R&D						
Fed Agency: National Institutes of Health (NIH)						
	93.279	/ E5564 / DePaul University 500500SG035	Y		29,542	
Fed Agency: US National Science Foundation (NSF)						
	47.076	/ E5619 / DePaul Univeristy 500491SG037	Y		25,021	
			<u>Pass-through entity total:</u>		<u>54,563</u>	
<u>Deschutes Research Inc</u>						
Cluster: 1R&D						
Fed Agency: National Institute of Mental Health						
	93.310	/ E5501 / Deschutes Research Inc	Y		3,200	
			<u>Pass-through entity total:</u>		<u>3,200</u>	
<u>Drexel University</u>						
Cluster: 1R&D						
Fed Agency: National Institute of Allergy & Infectious Diseases						
	93.856	/ E6953 / Drexel U 232192	Y		111,661	

Drexel University

FY08 SEFA Pass-through details

UNIVERSITY OF ILLINOIS
FY08 SCHEDULE OF EXPENDITURES OF FEDERAL AWARDS
Details for Pass-Through Federal Funding Received by UI as Subawardee and Funding Received from
Year Ended June 30, 2008

Pass-Through Entity
Cluster

Fed Agency

CFDA Number / UI Grant Code / Award Title

**Major
Program**

Urbana

Chicago

Springf

Fed Agency: US National Science Foundation (NSF)

47.041 / E6135 / Drexel University 235433

Y

99,403

Cluster: Other Programs

Fed Agency: US National Science Foundation (NSF)

47.070 / A6471 / SBC DREXEL PO#0033473

N

112,761

Pass-through entity total:

112,761

211,064

Duke University

Cluster: 1R&D

Fed Agency: National Cancer Institute

93.398 / E7305 / Duke U 148452-140983-133695

Y

182,276

Fed Agency: National Institute of Nursing Research

93.361 / E6390 / Duke U 136844/140717

Y

159,997

Fed Agency: National Institutes of Health (NIH)

93.000 / E7063 / Duke U 116941

Y

377

93.000 / E8262 / Duke Univ DS687

Y

-4,827

93.395 / E7911 / Duke U Ca76001

Y

573

93.856 / E7338 / Duke U 303-0143

Y

796,155

Fed Agency: US Department of Energy (DOE)

81.000 / A6022 / DOE DUKE 05-SC-DOE-1015

Y

124,249

Fed Agency: US Health & Human Services (HHS)

93.136 / E5978 / Duke University

Y

5,899

93.647 / E6033 / Duke University MC 135587

Y

7,765

Fed Agency: US National Science Foundation (NSF)

47.000 / A3939 / SBC Duke 333-0282

Y

9,000

Pass-through entity total:

133,249

1,148,215

Duke University

FY08 SEFA Pass-through details

UNIVERSITY OF ILLINOIS
FY08 SCHEDULE OF EXPENDITURES OF FEDERAL AWARDS
Details for Pass-Through Federal Funding Received by UI as Subawardee and Funding Received from
Year Ended June 30, 2008

Pass-Through Entity

Cluster

Fed Agency

CFDA Number / UI Grant Code / Award Title

**Major
Program**

Urbana

Chicago

Springf

DuPage County

Cluster: 1R&D

Fed Agency: US Department of Education

84.215 / A3885 / DE Sub DuPage 2008-02079

Y

18,539

84.215 / A4291 / DE Sub DuPage 2007-02688

Y

18,025

Pass-through entity total:

36,564

Dynamac Corporation

Cluster: 1R&D

Fed Agency: US NASA

43.000 / A9006 / CAL NASA 2008-NTN1-05

Y

6,383

Pass-through entity total:

6,383

Dzyme Tech Inc

Cluster: 1R&D

Fed Agency: Army

12.431 / A4710 / Army Sub Dzyme Tech 2007-01871

Y

32,757

Fed Agency: National Institutes of Health (NIH)

93.114 / A4573 / PHS Sub Dzyme Tech 2006-00396

Y

31,181

93.114 / A5214 / PHS Sub Dzyme Tech.2006-05639

Y

23,874

Fed Agency: US Environmental Protection Agency (EPA)

66.000 / A3754 / EPA Sub EP-D-07-081

Y

16,961

66.000 / A5213 / EPA Sub 2006-05640

Y

1,873

Fed Agency: US National Science Foundation (NSF)

47.041 / A3988 / SBC DzymeTech 0711622

Y

74,770

Pass-through entity total:

181,416

Dzyme Tech Inc

FY08 SEFA Pass-through details

UNIVERSITY OF ILLINOIS
FY08 SCHEDULE OF EXPENDITURES OF FEDERAL AWARDS
Details for Pass-Through Federal Funding Received by UI as Subawardee and Funding Received from
Year Ended June 30, 2008

Pass-Through Entity

Cluster	Fed Agency	CFDA Number / UI Grant Code / Award Title	Major Program	Urbana	Chicago	Springfield
<u>Education Development Center Inc</u>						
Cluster: Other Programs						
<i>Fed Agency: Substance Abuse & Mental Health Services Admin (SAMHSA)</i>						
		93.243 / E6669 / Ed Development Ctr SM54865	N		120,365	
				<u>Pass-through entity total:</u>		
					<u>120,365</u>	
<u>EKOS Materials Corporation</u>						
Cluster: Other Programs						
<i>Fed Agency: US National Science Foundation (NSF)</i>						
		47.041 / A7917 / SBC EKOS TST AGR NSF	Y	-24,569		
				<u>Pass-through entity total:</u>		
				<u>-24,569</u>		
<u>EMMES Corporation</u>						
Cluster: 1R&D						
<i>Fed Agency: National Institutes of Health (NIH)</i>						
		93.000 / E6101 / THE EMMES Corporation 2004-0532	Y		9,924	
		93.867 / E6473 / EMMES Corporation	Y		2,929	
				<u>Pass-through entity total:</u>		
					<u>12,853</u>	
<u>Emory University</u>						
Cluster: 1R&D						
<i>Fed Agency: Air Force Office of Scientific Research (AFOSR)</i>						
		12.800 / A3992 / AF sub Emory 5-26585-G1	Y	127,194		
<i>Fed Agency: National Institutes of Health (NIH)</i>						
		93.837 / E5802 / Emory U 5 22252 G1	Y		16,956	
				<u>Pass-through entity total:</u>		
				<u>127,194</u>	<u>16,956</u>	

Emory University

FY08 SEFA Pass-through details

UNIVERSITY OF ILLINOIS
FY08 SCHEDULE OF EXPENDITURES OF FEDERAL AWARDS
Details for Pass-Through Federal Funding Received by UI as Subawardee and Funding Received from
Year Ended June 30, 2008

Pass-Through Entity

Cluster	Fed Agency	CFDA Number / UI Grant Code / Award Title	Major Program	Urbana	Chicago	Springfield
<u>eNursing LLC</u>						
Cluster: 1R&D						
<i>Fed Agency: National Institute of Mental Health</i>						
		93.286 / E6010 / eNursing 2 R44 MH070226-02A1	Y		172,263	
				<u>Pass-through entity total:</u>		
					<u>172,263</u>	
<u>EPIR Technologies</u>						
Cluster: 1R&D						
<i>Fed Agency: Army</i>						
		12.000 / E6150 / Epir Technologies Inc.	Y		7,719	
<i>Fed Agency: US Department of Defense (DoD)</i>						
		12.000 / E5764 / EPIR Technologies Inc	Y		29,337	
		12.000 / E6385 / EPIR Technologies	Y		42,304	
		12.000 / E6386 / EPIR Technologies	Y		5,095	
		12.000 / E6588 / Epir Technologies FA9550-06-C-0007	Y		49,886	
				<u>Pass-through entity total:</u>		
					<u>134,341</u>	
<u>ERC Inc</u>						
Cluster: 1R&D						
<i>Fed Agency: Air Force</i>						
		12.800 / A4551 / AF Sub ERC RS060215	Y	3,199		
				<u>Pass-through entity total:</u>		
					<u>3,199</u>	
<u>Eurasia Foundation</u>						
Cluster: 1R&D						
<i>Fed Agency: US State Department</i>						
		19.000 / E6071 / Eurasia Foundation	Y		18,237	
				<u>Pass-through entity total:</u>		
					<u>18,237</u>	

Eurasia Foundation

FY08 SEFA Pass-through details

UNIVERSITY OF ILLINOIS
FY08 SCHEDULE OF EXPENDITURES OF FEDERAL AWARDS
Details for Pass-Through Federal Funding Received by UI as Subawardee and Funding Received from
Year Ended June 30, 2008

Pass-Through Entity

Cluster	Fed Agency	CFDA Number / UI Grant Code / Award Title	Major Program	Urbana	Chicago	Springfield
<u>Exerstrider Fitness</u>						
Cluster: 1R&D						
<i>Fed Agency: National Institutes of Health (NIH)</i>						
	93.865 /	E6831 / Exerstrider Fitness	Y		14,867	
				<u>Pass-through entity total:</u>		
					14,867	
<u>Fermilab</u>						
Cluster: 1R&D						
<i>Fed Agency: Fermilab</i>						
	81.000 /	A4035 / DOE FERMI 577558	Y	25,392		
	81.000 /	A4410 / DOE FERMI 575173	Y	84,999		
	81.000 /	A5933 / DOE FERMI 561096	Y	48,108		
	81.000 /	E5818 / FermiLab 576058	Y		58,577	
	81.000 /	E6235 / Fermi National Lab PO 572128	Y		4,948	
	81.000 /	E6362 / Fermi National Lab PO 570197	Y		33,493	
	81.000 /	E6363 / Fermi National Lab. PO 570202	Y		31,956	
				<u>Pass-through entity total:</u>		
				158,499	128,974	
<u>First Pic Inc</u>						
Cluster: 1R&D						
<i>Fed Agency: Housing & Urban Development (HUD)</i>						
	14.862 /	A5342 / HUD FP SRA 2006-01235-00	Y	135,226		
	14.862 /	A6063 / HUD SRA 2005-2563	Y	8,171		
				<u>Pass-through entity total:</u>		
				143,397		
<u>Florida International University</u>						
Cluster: 1R&D						
<i>Fed Agency: US National Science Foundation (NSF)</i>						
	47.075 /	E6415 / Florida Intl U 125110501-04	Y		140	
				<u>Pass-through entity total:</u>		
					140	

Florida International University

FY08 SEFA Pass-through details

UNIVERSITY OF ILLINOIS
FY08 SCHEDULE OF EXPENDITURES OF FEDERAL AWARDS
Details for Pass-Through Federal Funding Received by UI as Subawardee and Funding Received from
Year Ended June 30, 2008

Pass-Through Entity

Cluster	Fed Agency	CFDA Number / UI Grant Code / Award Title	Major Program	Urbana	Chicago	Springfield
<u>Florida State University</u>						
Cluster: Other Programs						
<i>Fed Agency: Institute of Museum & Library Services (IMLS)</i>						
		45.301 / C7941 / FSU R00402	N	113		
				<u>Pass-through entity total: 113</u>		
<u>Forest County Potawatomi Community EPA</u>						
Cluster: 1R&D						
<i>Fed Agency: US Environmental Protection Agency (EPA)</i>						
		66.000 / A5721 / CAL EPA 2007-NTN1-64	Y	5,836		
		66.000 / A5723 / CAL EPA 2007-MDN2-66 W110	Y	11,280		
				<u>Pass-through entity total: 17,116</u>		
<u>Fort Peck Tribes</u>						
Cluster: 1R&D						
<i>Fed Agency: US Environmental Protection Agency (EPA)</i>						
		66.000 / A8848 / CAL EPA 2008-NTN1-19	Y	5,822		
				<u>Pass-through entity total: 5,822</u>		
<u>Fred Hutchinson Cancer Research Center</u>						
Cluster: 1R&D						
<i>Fed Agency: National Cancer Institute</i>						
		93.399 / E5771 / Subaward 0000634133 Fred Hutchinson	Y		52,111	
		93.399 / E6134 / Subaward 000616856 Fred Hutchinson	Y		5,876	
<i>Fed Agency: National Institute of Allergy & Infectious Diseases</i>						
		93.855 / E6089 / FHCRC 0000620159	Y		1,915	
		93.856 / E7033 / Fred Hutchinson 05-104905-05-S1178	Y		-128,251	
		93.856 / E7100 / 05-104905-05-S1095	Y		-3,608	
<i>Fed Agency: National Institutes of Health (NIH)</i>						
		93.855 / E5638 / FHCRC PO 638402	Y		19,437	

Fred Hutchinson Cancer Research Center

FY08 SEFA Pass-through details

UNIVERSITY OF ILLINOIS
FY08 SCHEDULE OF EXPENDITURES OF FEDERAL AWARDS
Details for Pass-Through Federal Funding Received by UI as Subawardee and Funding Received from
Year Ended June 30, 2008

Pass-Through Entity

Cluster

Fed Agency

CFDA Number / UI Grant Code / Award Title

Major Program

Urbana

Chicago

Springf

93.855 / E5843 / FHCRC 07 203279 02 S2117

Y

692,315

93.941 / E5414 / Fred Hutchinson Cancer Research

Y

780

Pass-through entity total:

640,575

Gallaudet University

Cluster: 1R&D

Fed Agency: US National Science Foundation (NSF)

47.000 / A3823 / SBC JS 2008-04193 ANTC

Y

102,450

47.075 / A4704 / SBC GU PO#14943

Y

29,836

Pass-through entity total:

132,286

Gas Technology Institute

Cluster: 1R&D

Fed Agency: US Department of Energy (DOE)

81.089 / E7503 / Gti De-Fc26-02Nt41585

Y

85,030

Pass-through entity total:

85,030

General Dynamics Information Technology

Cluster: 1R&D

Fed Agency: Air Force

12.000 / E5939 / GDIT - F33615-03-D-5408

Y

60,146

12.800 / A5812 / AF Sub GDIT USAF-5212-STI-SC-0004

Y

-27,029

Fed Agency: Air Force Office of Scientific Research (AFOSR)

12.800 / A3934 / AF sub GDIT USAF-5212-STI-SC-0032

Y

18,000

Pass-through entity total:

-9,029

60,146

General Dynamics Land Systems Inc

Cluster: 1R&D

Fed Agency: Army

12.431 / A5353 / Army GDLS 2005-04630-00

Y

7,714

Pass-through entity total:

7,714

General Dynamics Land Systems Inc

FY08 SEFA Pass-through details

UNIVERSITY OF ILLINOIS
FY08 SCHEDULE OF EXPENDITURES OF FEDERAL AWARDS
Details for Pass-Through Federal Funding Received by UI as Subawardee and Funding Received from
Year Ended June 30, 2008

Pass-Through Entity

Cluster	Major Program	Urbana	Chicago	Springf
Fed Agency				
CFDA Number / UI Grant Code / Award Title				
<u>Genesic Semiconductor Inc</u>				
Cluster: 1R&D				
Fed Agency: US Department of Energy (DOE)				
81.049 / E5669 / GeneSiC Semiconductor Inc	Y		40,266	
	<u>Pass-through entity total:</u>		<u>40,266</u>	
<u>Geological Survey of Alabama</u>				
Cluster: 1R&D				
Fed Agency: US Fish & Wildlife				
15.000 / A3927 / INT FWS sub GSA C8035004	Y	4,869		
	<u>Pass-through entity total:</u>		<u>4,869</u>	
<u>Geophysical Survey Systems Inc</u>				
Cluster: 1R&D				
Fed Agency: Federal Railroad Administration				
20.301 / A5816 / DOT Sub GSS DTFR53-05-D-0020	Y	103,596		
	<u>Pass-through entity total:</u>		<u>103,596</u>	
<u>Georgetown University</u>				
Cluster: 1R&D				
Fed Agency: National Institutes of Health (NIH)				
93.000 / A3770 / PHS WH 2008-04400 ANTC	Y	11,793		
93.395 / E7597 / Georgetown - RX4400-044-UIC	Y		42,936	
93.399 / A5389 / PHS Sub RX-4400-062-UI2	Y	21,081		
Fed Agency: US Health & Human Services (HHS)				
93.853 / E6836 / Georgetown U RX2210041 UIC	Y		14,552	
	<u>Pass-through entity total:</u>		<u>32,874</u>	<u>57,488</u>

Georgetown University

FY08 SEFA Pass-through details

UNIVERSITY OF ILLINOIS
FY08 SCHEDULE OF EXPENDITURES OF FEDERAL AWARDS
Details for Pass-Through Federal Funding Received by UI as Subawardee and Funding Received from
Year Ended June 30, 2008

Pass-Through Entity

Cluster	Fed Agency	CFDA Number / UI Grant Code / Award Title	Major Program	Urbana	Chicago	Springfield
<u>Georgia Institute of Technology</u>						
Cluster: 1R&D						
<i>Fed Agency: Air Force Office of Scientific Research (AFOSR)</i>						
		12.630 / A5623 / AF GIT E-25-6MV-G1	Y	115,915		
		12.800 / A5720 / AF GIT E-18-C45-G1	Y	112,701		
<i>Fed Agency: National Institute of Biomedical Imaging & Bioengineering</i>						
		93.000 / A7271 / PHS Sub E-21-6JT-GI	Y	-288		
<i>Fed Agency: US Department of Energy (DOE)</i>						
		81.049 / A5605 / DOE GIT E-20-L10-G1	Y	30,717		
<i>Fed Agency: US Department of Interior</i>						
		12.910 / A4579 / INT Sub GIT R7229-G1	Y	847		
<i>Fed Agency: US National Science Foundation (NSF)</i>						
		47.000 / E5604 / Georgia Institute of Technology	Y		139,546	
		47.041 / A4349 / SBC GIT R8112-G4	Y	73,775		
		47.041 / A4555 / SBC GIT R-7634-G1	Y	42,307		
		<u>Pass-through entity total:</u>		<u>375,974</u>	<u>139,546</u>	
<u>GeoSyntec Consultants Inc</u>						
Cluster: 1R&D						
<i>Fed Agency: US Army Corps of Engineers</i>						
		12.114 / A6042 / Army GeoSyntec 2005-1415	Y	-18,071		
		<u>Pass-through entity total:</u>		<u>-18,071</u>		
<u>Governors State University</u>						
Cluster: 1R&D						
<i>Fed Agency: US Health & Human Services (HHS)</i>						
		93.307 / E6142 / Governors State U P20-MD001816 01	Y		197,840	
		<u>Pass-through entity total:</u>			<u>197,840</u>	

Governors State University

FY08 SEFA Pass-through details

UNIVERSITY OF ILLINOIS
FY08 SCHEDULE OF EXPENDITURES OF FEDERAL AWARDS
Details for Pass-Through Federal Funding Received by UI as Subawardee and Funding Received from
Year Ended June 30, 2008

Pass-Through Entity

Cluster	Major Program	Urbana	Chicago	Springf
Fed Agency				
CFDA Number / UI Grant Code / Award Title				

Grand Traverse Band of Ottawa and Chippewa

Cluster: Other Programs

Fed Agency: US Environmental Protection Agency (EPA)

66.000 / A4419 / CAL EPA 2008-MDN2-86

N

11,037

Pass-through entity total:

11,037

Gynecology Oncology Group

Cluster: 1R&D

Fed Agency: National Institutes of Health (NIH)

93.395 / E5470 / CA27469-28

Y

918

93.395 / E5916 / CA27469-27

Y

9,322

93.395 / E6342 / GynOnc Grp CA27469-26

Y

252

93.395 / E6418 / Gyn Onc Group GOG LAB-BECK

Y

-78

Pass-through entity total:

10,414

Harvard College

Cluster: 1R&D

Fed Agency: Defense Advanced Research Projects Agency (DARPA)

12.431 / A3780 / DARPA HC 02-130130-00

Y

5,903

Fed Agency: National Institute of Child Health & Human Development

93.865 / E5673 / Harvard 5 U 01 HD052102 02

Y

20,108

93.865 / E6242 / 5 U01 HD052102 02

Y

29,631

Fed Agency: National Institutes of Health (NIH)

93.865 / E5573 / Harvard School of Public Health

Y

519,377

Pass-through entity total:

5,903

569,116

Harvard Univ

Cluster: 1R&D

Fed Agency: National Heart Lung & Blood Institute

93.837 / E6833 / Harvard University

Y

8,670

Harvard Univ

FY08 SEFA Pass-through details

UNIVERSITY OF ILLINOIS
FY08 SCHEDULE OF EXPENDITURES OF FEDERAL AWARDS
Details for Pass-Through Federal Funding Received by UI as Subawardee and Funding Received from
Year Ended June 30, 2008

Pass-Through Entity
Cluster

Fed Agency CFDA Number / UI Grant Code / Award Title	Major Program	Urbana	Chicago	Springf
<u>Pass-through entity total:</u>			<u>8,670</u>	
<u>HC Materials Corporation</u>				
Cluster: 1R&D				
<i>Fed Agency: Office of Naval Research (ONR)</i>				
12.300 / A3982 / Navy Sub HC Materials 2008-05305	Y	84,618		
12.300 / A4541 / Navy Sub HC Materials 2007-00669	Y	12,658		
<u>Pass-through entity total:</u>		<u>97,276</u>		
<u>Health Federation of Philadelphia</u>				
Cluster: Other Programs				
<i>Fed Agency: US Health & Human Services (HHS)</i>				
93.129 / E7099 / Hlth Fed of Phil 04NDHPA001	N		535	
94.006 / E5830 / Health Federation of Philadelphia	N		162,901	
<u>Pass-through entity total:</u>			<u>163,436</u>	
<u>Healthy Schools Campaign</u>				
Cluster: 1R&D				
<i>Fed Agency: National Institute of Environmental & Health Sciences</i>				
93.113 / E6794 / Healthy Schools Campaign	Y		219	
<i>Fed Agency: National Institutes of Health (NIH)</i>				
93.113 / E6571 / Healthy Schools Campaign	Y		41,133	
<u>Pass-through entity total:</u>			<u>41,352</u>	
<u>Hektoen Institute for Medical Research</u>				
Cluster: 1R&D				
<i>Fed Agency: National Heart Lung & Blood Institute</i>				
93.000 / E5605 / Hektoen 1255 324 5UO1 HL72496	Y		10,547	
<i>Fed Agency: National Institute of Allergy & Infectious Diseases</i>				
93.855 / E5997 / Hekt Inst 50607-324-UIC1-A134993	Y		43,844	
93.855 / F9279 / Hekt Inst 50605-324-UIC3-AI34993	Y		16,057	

Hektoen Institute for Medical Research

FY08 SEFA Pass-through details

UNIVERSITY OF ILLINOIS
FY08 SCHEDULE OF EXPENDITURES OF FEDERAL AWARDS
Details for Pass-Through Federal Funding Received by UI as Subawardee and Funding Received from
Year Ended June 30, 2008

Pass-Through Entity
Cluster

Fed Agency

CFDA Number / UI Grant Code / Award Title

Major Program

Urbana

Chicago

Springf

Fed Agency: National Institutes of Health (NIH)

93.000 / E5650 / Hektoen Inst 50606 324 UIC

Y

28,108

93.000 / E5668 / Hektoen 80071 324 UIC7

Y

10,138

93.855 / E5651 / Hektoen Inst 50606 324UIC4 AI34993

Y

63,719

93.856 / E8210 / Hektoen Inst AI34993

Y

140,746

93.856 / F9404 / Hektoen Ai034993

Y

115,694

Fed Agency: US Health & Human Services (HHS)

93.000 / E6841 / Hektoen Inst Med Rsh 50604-324

Y

-16,124

Pass-through entity total:

412,729

Henry M Jackson Fdn for the Advancement of

Cluster: Other Programs

Fed Agency: US Department of Defense (DoD)

12.000 / E6461 / Henry Jackson Fdn 00000123596

N

41,457

Pass-through entity total:

41,457

High Performance Technologies Inc

Cluster: 1R&D

Fed Agency: Army

12.431 / A4933 / ARMY Sub HPTI 2006-UIUC-2001-002

Y

-1,223

12.431 / A5750 / Army HPTI 2005-UIUC-2001-001

Y

125,042

Fed Agency: Army Research Office (ARO)

12.431 / A4285 / Army Sub HPTI 2007-UIUC-2001-004

Y

42,675

Pass-through entity total:

166,494

Housing Authority of Jefferson County

Cluster: 1R&D

Fed Agency: Housing & Urban Development (HUD)

14.000 / A5267 / HUD Memorandum of Agreement

Y

2,972

Pass-through entity total:

2,972

Housing Authority of Jefferson County

FY08 SEFA Pass-through details

UNIVERSITY OF ILLINOIS
FY08 SCHEDULE OF EXPENDITURES OF FEDERAL AWARDS
Details for Pass-Through Federal Funding Received by UI as Subawardee and Funding Received from
Year Ended June 30, 2008

Pass-Through Entity

Cluster	Fed Agency	CFDA Number / UI Grant Code / Award Title	Major Program	Urbana	Chicago	Springf
<u>Howard Brown Health Center</u>						
Cluster: 1R&D						
<i>Fed Agency: National Institutes of Health (NIH)</i>						
	93.856 /	E6927 / Howard Brown Health Center	Y		44,025	
	<u>Pass-through entity total:</u>				<u>44,025</u>	
<u>Howard University</u>						
Cluster: 1R&D						
<i>Fed Agency: US Department of Commerce</i>						
	11.000 /	A7172 / COM HU 634554-172523	Y	-6,675		
<i>Fed Agency: US Dept of Commerce NOAA</i>						
	11.481 /	A4337 / COM Howard 631017-H0409050	Y	121,192		
	<u>Pass-through entity total:</u>				<u>114,517</u>	
<u>ICON Aircraft</u>						
Cluster: Other Programs						
<i>Fed Agency: US Department of Transportation (DOT)</i>						
	20.000 /	A4695 / DOT TTA ICON 2007-02349	N	-1,388		
	<u>Pass-through entity total:</u>				<u>-1,388</u>	
<u>IDAWY Acquisition Service Center</u>						
Cluster: 1R&D						
<i>Fed Agency: US Department of Agriculture (USDA)</i>						
	10.652 /	A5904 / CAL AG 2008-NTN1-34	Y	5,836		
	<u>Pass-through entity total:</u>				<u>5,836</u>	
<u>IDNR Division of Fisheries</u>						
Cluster: 1R&D						
<i>Fed Agency: US Fish & Wildlife</i>						
	15.605 /	D7832 / IDNR FWS F-101-R-20	Y	20,522		

IDNR Division of Fisheries

FY08 SEFA Pass-through details

UNIVERSITY OF ILLINOIS
FY08 SCHEDULE OF EXPENDITURES OF FEDERAL AWARDS
Details for Pass-Through Federal Funding Received by UI as Subawardee and Funding Received from
Year Ended June 30, 2008

Pass-Through Entity
Cluster

Fed Agency

CFDA Number / UI Grant Code / Award Title

Major Program

Urbana

Chicago

Springfield

15.605 / D7837 / IDNR FWS F-123-R-15	Y	45,386		
15.605 / D7848 / IDNR FWS F-52-R-23	Y	53,744		
15.605 / D7861 / IDNR FWS F-69-R-22	Y	197,684		
15.605 / D8027 / IDNR FWS F-151-R-6	Y	84,408		
15.605 / D8028 / IDNR FWS F-135-R-10	Y	358,606		
15.605 / D8244 / IDNR FWS F-151-R-05	Y	-1		
15.605 / D8246 / IDNR FWS F-135-R-9	Y	568		
15.634 / D8080 / IDNR FWS T-38-P-1	Y	26,420		

Cluster: Fish and Wildlife

Fed Agency: US Fish & Wildlife

15.611 / D7828 / IDNR FWS W-147-T-2	N	30,142		
-------------------------------------	---	--------	--	--

Pass-through entity total: **817,479**

IDNR Division of Wildlife Resources

Cluster: 1R&D

Fed Agency: US Fish & Wildlife

15.605 / D7973 / IDNR FWS F-138-R-11	Y	72,562		
15.605 / D8048 / IDNR FWS F-123-R-14	Y	136,489		
15.605 / D8062 / IDNR FWS F-101-R-19	Y	41,314		
15.605 / D8081 / IDNR FWS F-052-R-22	Y	100,981		
15.605 / D8096 / IDNR FWS F-69-R-21	Y	339,462		
15.605 / D8202 / IDNR FWS F-138-R-10	Y	6,885		
15.611 / D7797 / IDNR FWS W-148-R-2	Y	10,032		
15.611 / D7996 / IDNR FWS W-43-R-55	Y	169,714		
15.611 / D8025 / IDNR FWS W-149-R-1	Y	34,261		
15.611 / D8061 / IDNR FWS W-148-R-1	Y	18,405		
15.611 / D8074 / IDNR FWS W-146-R-3	Y	211,422		
15.611 / D8280 / IDNR FWS W-043-R-54	Y	-2,092		
15.634 / D8015 / IDNR FWS T-42-R-1	Y	48,095		

IDNR Division of Wildlife Resources

FY08 SEFA Pass-through details

UNIVERSITY OF ILLINOIS
FY08 SCHEDULE OF EXPENDITURES OF FEDERAL AWARDS
Details for Pass-Through Federal Funding Received by UI as Subawardee and Funding Received from
Year Ended June 30, 2008

**Pass-Through Entity
Cluster**

Fed Agency CFDA Number / UI Grant Code / Award Title	Major Program	Urbana	Chicago	Springf
15.634 / D8085 / IDNR FWS T-36-P-1	Y	34,589		
15.634 / D8108 / IDNR FWS T-45-D-1	Y	52,218		
15.634 / D8199 / IDNR FWS T-25-P-1	Y	151,809		
	<u>Pass-through entity total:</u>	<u>1,426,146</u>		
 <u>IDNR Office of Resource Conservation</u>				
Cluster: 1R&D				
<i>Fed Agency: US Fish & Wildlife</i>				
15.634 / D7981 / IDNR RC07T17P1	Y	174,799		
15.634 / D8940 / IDNR FWS T-03-P-001	Y	173		
	<u>Pass-through entity total:</u>	<u>174,972</u>		
 <u>IDNR Office of Water Resources</u>				
Cluster: Other Programs				
<i>Fed Agency: Federal Emergency Management Agency (FEMA)</i>				
97.045 / D8382 / IDNR 06FEMA03	N	14,722		
	<u>Pass-through entity total:</u>	<u>14,722</u>		
 <u>IL Board of Higher Education (IBHE)</u>				
Cluster: 1R&D				
<i>Fed Agency: US Department of Education</i>				
84.367 / D7814 / IBHE NCLB FY08 Evans	Y	27,277		
Cluster: Other Programs				
<i>Fed Agency: US Department of Education</i>				
84.367 / D7826 / IBHE NCLB FY08 Pianfetti	N	72,855		
84.367 / D7927 / IBHE NCLB FY07	N	182,164		
84.367 / D8209 / IBHE TIMES Project 06-07	N	27,937		
84.367 / H8837 / IBHE 6NCLB03	N		63,649	
	<u>Pass-through entity total:</u>	<u>310,233</u>	<u>63,649</u>	

IL Board of Higher Education (IBHE)

FY08 SEFA Pass-through details

UNIVERSITY OF ILLINOIS
FY08 SCHEDULE OF EXPENDITURES OF FEDERAL AWARDS
Details for Pass-Through Federal Funding Received by UI as Subawardee and Funding Received from
Year Ended June 30, 2008

Pass-Through Entity

Cluster	Fed Agency	CFDA Number / UI Grant Code / Award Title	Major Program	Urbana	Chicago	Springfield
<u>IL Community College Board</u>						
Cluster: Other Programs						
<i>Fed Agency: US Department of Education</i>						
	84.048 /	D8228 / ICCB CTCL 07002	N	18,028		
	84.048 /	D8452 / ICCB CTCL06002	N	1,606		
				<u>Pass-through entity total:</u>	<u>19,634</u>	
<u>IL Department of Children & Family Services (DCFS)</u>						
Cluster: 1R&D						
<i>Fed Agency: US Health & Human Services (HHS)</i>						
	93.551 /	H9181 / Idcfs 2610519024	Y		-12,530	
	93.551 /	H9341 / IDCFS 2610519023	Y		-17,853	
	93.551 /	H9462 / IDCFS 2610519022	Y		144	
				<u>Pass-through entity total:</u>	<u>-30,239</u>	
<u>IL Department of Commerce & Economic</u>						
Cluster: 1R&D						
<i>Fed Agency: US Department of Energy (DOE)</i>						
	81.041 /	D7853 / IDCEO 08-438001	Y	751,716		
	81.119 /	D8484 / IDCEO 05-57201	Y	61		
Cluster: Other Programs						
<i>Fed Agency: US Department of Energy (DOE)</i>						
	81.000 /	H8627 / Illinois Dept of Commerce and Econ	N		148,461	
<i>Fed Agency: US Department of Labor (DOL)</i>						
	17.267 /	D7918 / IDCEO 05-113098	N	53,377		
Cluster: WIA						
<i>Fed Agency: US Department of Labor (DOL)</i>						
	17.260 /	D8065 / IDCEO 04-641099	N	17,895		
				<u>Pass-through entity total:</u>	<u>823,049</u>	<u>148,461</u>

IL Department of Commerce & Economic Opportunity (DCEO)

FY08 SEFA Pass-through details

UNIVERSITY OF ILLINOIS
FY08 SCHEDULE OF EXPENDITURES OF FEDERAL AWARDS
Details for Pass-Through Federal Funding Received by UI as Subawardee and Funding Received from
Year Ended June 30, 2008

Pass-Through Entity
Cluster

Fed Agency CFDA Number / UI Grant Code / Award Title	Major Program	Urbana	Chicago	Springfield
<u>IL Department of Human Services (IDHS)</u>				
Cluster: 1R&D				
<i>Fed Agency: National Institute of Mental Health</i>				
93.243 / H8761 / IDHS 40C6001747	Y		351	
<i>Fed Agency: National Institutes of Health (NIH)</i>				
93.243 / H8882 / IDHS 40C6001747	Y		-105	
<i>Fed Agency: US Department of Education</i>				
84.334 / D8010 / IDHS 11A6081000 FY08	Y	299,999		
<i>Fed Agency: US Health & Human Services (HHS)</i>				
93.110 / H8711a / IDHS 11G6518000	Y		38,217	
93.235 / D8010 / IDHS 11A6081000 FY08	Y	36,947		
93.243 / D8010 / IDHS 11A6081000 FY08	Y	265,544		
93.596 / D9326 / IDHS 21X3CCUI21	Y	106		
93.959 / D7805 / IDHS 11AK081000 FY09	Y	648		
93.959 / D8010 / IDHS 11A6081000 FY08	Y	797,337		
93.959 / D8255 / IDHS 11A6081000 FY07	Y	27,826		
93.959 / D8427 / IDHS 611G6517000/611G6517560	Y	212		
93.994 / H9384 / IDHS 311G3518000	Y		-19	
93.995 / D8010 / IDHS 11A6081000 FY08	Y	70,000		
Cluster: CCDF (Child Care & Development Fund)				
<i>Fed Agency: US Health & Human Services (HHS)</i>				
93.575 / D8012 / IDHS 81X6561000 FY08	Y	83,904		
93.575 / D8014 / IDHS 81X6522000 FY08	Y	914,008		
93.596 / D8014 / IDHS 81X6522000 FY08	Y	240,371		
Cluster: Food Stamps				
<i>Fed Agency: US Department of Agriculture (USDA)</i>				
10.561 / D7806 / IDHS FSNE 81X6287000 FY09	Y	107		
10.561 / D8046 / IDHS FSNE 81X6287000 FY08	Y	5,197,101		

IL Department of Human Services (IDHS)

FY08 SEFA Pass-through details

UNIVERSITY OF ILLINOIS
FY08 SCHEDULE OF EXPENDITURES OF FEDERAL AWARDS
Details for Pass-Through Federal Funding Received by UI as Subawardee and Funding Received from
Year Ended June 30, 2008

Pass-Through Entity
Cluster

Fed Agency

CFDA Number / UI Grant Code / Award Title

Major Program

Urbana

Chicago

Springfield

10.561 / D8510 / IDHS FSNE 7-1-05 6-30-06 81X6287000	Y	427,894		
10.561 / H8659 / ILDHS 81X6287000	Y		1,393,038	
10.561 / H8832a / Idhs 81X6287000	Y		67,765	
10.561 / H8832b / Idhs 81X6287000	Y		56,757	
10.561 / H8981 / Idhs 81X6287000	Y		44	
Cluster: Other Programs				
<i>Fed Agency: Administration for Children and Families (ACF)</i>				
93.558 / M9324 / 831 HHS IDHS TANF 81X8957TS1	N			255
93.558 / M9431 / HHS DHS TANF 21X1471300	N			28
<i>Fed Agency: Corporation for National & Community Service</i>				
94.006 / H8683 / MORE Making Opportunities for Read	N		219,543	
94.006 / H8800 / Idhs 11G7809000-AmeriCorps	N		40,513	
<i>Fed Agency: HRSA/BHPR/DADPHP (Health Resources and Services)</i>				
93.994 / H8788 / IDHS	Y		1,541,841	
<i>Fed Agency: National Institutes of Health (NIH)</i>				
93.994 / H8674 / IDHS 11G6788000	Y		5,038,244	
<i>Fed Agency: US Department of Agriculture (USDA)</i>				
10.557 / DHS03_08 / IDHS 11G6874000	N		130,911	
10.557 / H8724a / IDHS 11G6518000	N		90,000	
<i>Fed Agency: US Department of Education</i>				
84.126 / H8739 / IL Dept of Human Services	N		91,858	
84.126 / H8840 / IDHS 40C6001747	N		-288	
84.326 / DHS02_08 / IDHS 11A6900000	N		54,000	
<i>Fed Agency: US Department of Justice (DOJ)</i>				
16.540 / D8018 / IDHS FY08 11G6517000	N	60,000		
<i>Fed Agency: US Health & Human Services (HHS)</i>				
93.104 / DHS01_08 / IDHS 40C6001747	N		106,388	
93.104 / DHS02_07 / IDHS 40C6001747	N		45,064	

IL Department of Human Services (IDHS)

FY08 SEFA Pass-through details

UNIVERSITY OF ILLINOIS
FY08 SCHEDULE OF EXPENDITURES OF FEDERAL AWARDS
Details for Pass-Through Federal Funding Received by UI as Subawardee and Funding Received from
Year Ended June 30, 2008

**Pass-Through Entity
Cluster**

Fed Agency

CFDA Number / UI Grant Code / Award Title

**Major
Program**

Urbana

Chicago

Springf

93.110 / H8861 / IDHS 11G6518000	N		8,029	
93.217 / H8719a / IDHS 11G6518000	N		134,000	
93.243 / H8708 / IDHS 40C6001747	N		60,204	
93.558 / D8137 / IDHS 81X7165000	N	2,250		
93.667 /DHS04a_08/ IDHS 11G6570000	N		30,000	
93.667 / H8719b / IDHS 11G6518000	N		59,100	
93.959 / D7982 / IDHS FY08 611G6517000/611G6517560SM	N	63,240		
93.959 / H8735 / IDHS 40C6001747	N		403,639	
93.994 /DHS04b_08/ IDHS 11G6570000	Y		20,500	
93.994 / H8711b / IDHS 11G6518000	Y		7,549	
93.994 / H8719c / IDHS 11G6518000	Y		13,300	
93.994 / H8724b / IDHS 11G6518000	Y		7,500	

Pass-through entity total: 8,487,494 9,657,943

283

IL Department of Natural Resources (IDNR)

Cluster: 1R&D

Fed Agency: US Department of Interior

15.634 / D8319 / IDNR FWS T-18-P-1

Y 14,960

Fed Agency: US Fish & Wildlife

15.611 / D7831 / IDNR FWS W-146-R-4

Y 122,339

15.611 / D8351 / IDNR FWS W 146 R 02

Y 565

15.615 / D7868 / IDNR FWS E-36-R-1

Y 6,795

15.615 / D7898 / IDNR FWS E-38-R-1

Y 11,217

15.634 / D7798 / IDNR FWS T-48-D-1

Y 362

15.634 / D8196 / IDNR RC07T31D1

Y 29,677

15.634 / D8279 / IDNR FWS T-24-P-1

Y 9,303

15.634 / D8290 / IDNR FWS T-10-P-2

Y 28,168

15.634 / D8294 / IDNR FWS T-17-P-1 GDS

Y 49,134

15.634 / D8296 / IDNR FWS T-17-P-1 CAP

Y 44,337

IL Department of Natural Resources (IDNR)

FY08 SEFA Pass-through details

UNIVERSITY OF ILLINOIS
FY08 SCHEDULE OF EXPENDITURES OF FEDERAL AWARDS
Details for Pass-Through Federal Funding Received by UI as Subawardee and Funding Received from
Year Ended June 30, 2008

Pass-Through Entity
Cluster

Fed Agency

CFDA Number / UI Grant Code / Award Title

Major Program

Urbana

Chicago

Springfield

15.634 / D8314 / IDNR FWS T-17-P-1	Y	26,443		
15.634 / D8339 / IDNR FWS T-20-P-1	Y	11,407		
15.634 / D8352 / IDNR FWS T16 P01	Y	129,479		
15.634 / D8353 / IDNR FWS T13 P01	Y	149,111		
15.634 / D8354 / IDNR FWS T14 P01	Y	12,000		

Cluster: Other Programs

Fed Agency: US Department of Homeland Security(USDHS)

97.045 / D7872 / IDNR OWRFEMA08	N	389,533		
97.045 / D8067 / IDNR WR02715	N	1,520,735		

Fed Agency: USDA Forest Service (FS)

10.664 / D8305 / IDNR R66700189	N	29,782		
---------------------------------	---	--------	--	--

Pass-through entity total: 2,585,347

IL Department of Transportation (DOT)

Cluster: 1R&D

Fed Agency: Federal Transit Administration (FTA)

20.515 / H8999 / Illinois Dept Trans 5T0242	Y		524,655	
---	---	--	---------	--

Fed Agency: US Department of Transportation (DOT)

20.205 / D7804 / IDOT R27-SP10	Y			20
20.205 / D7841 / IDOT R27-42 Al-Qadi	Y	8,700		
20.205 / D7844 / IDOT R27-SP9 Al-Qadi	Y	14,334		
20.205 / D7846 / IDOT R27-39 Hall	Y			33
20.205 / D7865 / IDOT R27-41	Y	40,594		
20.205 / D7921 / IDOT R27-SP6 Al-Qadi	Y	15,000		
20.205 / D7922 / IDOT R27-35 Ansari	Y		52,292	
20.205 / D7926 / IDOT R27-5 Thakuriah	Y		62,791	
20.205 / D7931 / IDOT R27-38 Popovics	Y	57,990		
20.205 / D7934 / IDOT R27-36 Andrawes	Y	37,645		
20.205 / D7939 / IDOT R27-31 Chapman	Y	41,731		

IL Department of Transportation (DOT)

FY08 SEFA Pass-through details

UNIVERSITY OF ILLINOIS
FY08 SCHEDULE OF EXPENDITURES OF FEDERAL AWARDS
Details for Pass-Through Federal Funding Received by UI as Subawardee and Funding Received from
Year Ended June 30, 2008

Pass-Through Entity Cluster Fed Agency CFDA Number / UI Grant Code / Award Title	Major Program	Urbana	Chicago	Springfield
20.205 / D7949 / IDOT R27-26	Y	77,080		
20.205 / D7992 / IDOT ICT Admin FY08 R60	Y	270,164		
20.205 / D8044 / IDOT R27-22 Klabjan	Y	33,917		
20.205 / D8088 / IDOT R27-27 Tutumluer	Y	36,604		
20.205 / D8089 / IDOT R27-7 Al-Qadi	Y	9,197		
20.205 / D8092 / IDOT R27-SP4 Klabjan	Y	-18,829		
20.205 / D8110 / IDOT R27-25 Olson	Y	65,104		
20.205 / D8111 / IDOT R27-24 Long	Y	65,637		
20.205 / D8112 / IDOT R27-21 Benekohal	Y	32,044		
20.205 / D8113 / IDOT R27-20 Ouyang	Y	62,607		
20.205 / D8155 / IDOT R27-18A Y. Ouyang	Y	35,109		
20.205 / D8157 / IDOT R27-13A Y. Ouyang	Y	2,816		
20.205 / D8159 / IDOT R27-11A I. Al-Qadi	Y	123,737		
20.205 / D8160 / IDOT R27-9 Ming Wang	Y		55,338	
20.205 / D8161 / IDOT R27-17 K. Mohammadian	Y		-9,454	
20.205 / D8162 / IDOT R27-12 Marshall Thompson	Y	62,762		
20.205 / D8240 / IDOT ICT Admin FY07 R60	Y	9,128		
20.205 / D8300 / IDOT R27-1A Tutumuler Aggregates	Y	80,910		
20.205 / D8301 / IDOT R27-2A El-Rayes Glare	Y	31,368		
20.205 / D8302 / IDOT R27-3A Roesler White Topping	Y	67,819		
20.205 / D8388 / IDOT R-27	Y	628,989		
20.205 / D8430 / IDOT R-28	Y	78,177		
20.205 / D8435 / IDOT R-39	Y	31,312		
20.205 / D8436 / IDOT R-43	Y	158,063		
20.205 / D8439 / IDOT R-54	Y	82,389		
20.205 / D8440 / IDOT R-55	Y	237,752		
20.205 / D8441 / IDOT R-56	Y	130,747		
20.205 / D8442 / IDOT R-57	Y	82,883		

IL Department of Transportation (DOT)

FY08 SEFA Pass-through details

UNIVERSITY OF ILLINOIS
FY08 SCHEDULE OF EXPENDITURES OF FEDERAL AWARDS
Details for Pass-Through Federal Funding Received by UI as Subawardee and Funding Received from
Year Ended June 30, 2008

Pass-Through Entity
Cluster

Fed Agency

CFDA Number / UI Grant Code / Award Title

Major Program

Urbana

Chicago

Springfield

20.205 / D8443 / IDOT R-58	Y	82,183		
20.205 / D8444 / IDOT R-59	Y	103,038		
20.205 / H8897 / Idot	Y		40,924	
20.205 / H9043 / Idot 500005T0191	Y		41,203	
20.600 / M9301 / 752 IDOT SB DUI TR8 5480 331	Y			44
20.600 / M9317 / 583 IDOT Evaluation OP8-5480-229	Y			110
20.600 / M9349 / 583 IDOT EVALTR 07 OP7 5480 178	Y			35
20.604 / M9340 / 752 IDOT SB DUI OP7 5480 335	Y			82
Cluster: Highway Safety				
<i>Fed Agency: Federal Highway Administration (FHWA)</i>				
20.605 / D8340 / IDOT DOT06-DTS-07	N	-9,302		
<i>Fed Agency: US Department of Transportation (DOT)</i>				
20.600 / M9315 / 583 IDOT Court OP8 5480 228	N			210
20.600 / M9316 / 583 IDOT MCR TR8 5480 227	N			369
20.600 / M9342 / 583 IDOT Court Training 2007	N			81
20.600 / M9350 / 583 IDOT MCR 07 TR7 5480 180	N			105
20.600 / M9375 / 583 IDOT Court 06	N			
	Pass-through entity total:	2,869,399	767,749	1,093

IL Department on Aging

Cluster: 1R&D

Fed Agency: Health Resources and Services Administration (HRSA)

93.048 / H9014 / Il Dept on Aging ADRC2005	Y		23,959	
--	---	--	--------	--

Cluster: Aging

Fed Agency: US Health & Human Services (HHS)

93.044 / H8909 / IDoA u120612605	N		841,129	
----------------------------------	---	--	---------	--

93.044 / H8910 / IDoA U120612610	N		532,398	
----------------------------------	---	--	---------	--

Cluster: Other Programs

Fed Agency: US Health & Human Services (HHS)

IL Department on Aging

FY08 SEFA Pass-through details

UNIVERSITY OF ILLINOIS
FY08 SCHEDULE OF EXPENDITURES OF FEDERAL AWARDS
Details for Pass-Through Federal Funding Received by UI as Subawardee and Funding Received from
Year Ended June 30, 2008

Pass-Through Entity
Cluster

Fed Agency

CFDA Number / UI Grant Code / Award Title

Major Program

Urbana

Chicago

Springfield

93.779 / H8933 / Illinois Dept on Aging RCSCUIC006

N

82,053

Pass-through entity total:

1,479,539

IL Emergency Management Agency(IEMA)

Cluster: 1R&D

Fed Agency: Federal Emergency Management Agency (FEMA)

97.017 / D8310 / IEMA 2005-04655 Seismic Risk 06-08

Y

85,581

Cluster: Homeland Security

Fed Agency: US Department of Homeland Security(USDHS)

97.067 / D7869 / IEMA 07RICP 2008-02750

N

153,707

97.067 / D7880 / IEMA ITTF FFY 2007

N

1,183,672

97.067 / D8146 / IEMA IFSI 07 2007-00556

N

1,306,335

97.067 / D8152 / IEMA 06RICP 2007-00952

N

110,163

97.067 / D8499 / IEMA IFSI 05

N

55,389

Cluster: Other Programs

Fed Agency: US Department of Homeland Security(USDHS)

97.000 / IEMA1_08 / 2008 Winter Snow Storm - Rockford

N

4,511

Fed Agency: US Department of Transportation (DOT)

20.703 / D7897 / IEMA HMEP 2008-02039

N

131,741

20.703 / D8135 / IEMA HMEP 2007-01670

N

109,970

Fed Agency: US Environmental Protection Agency (EPA)

66.032 / M9336 / 583 IEMA Indoor Radon 1289 UISRN

N

88

Pass-through entity total:

3,136,558

4,511

88

IL Environmental Protection Agency (IL EPA)

Cluster: 1R&D

Fed Agency: US Environmental Protection Agency (EPA)

66.460 / D8177 / IEPA 3190502

Y

72,788

66.460 / D8309 / IEPA 3190420

Y

50,562

IL Environmental Protection Agency (IL EPA)

FY08 SEFA Pass-through details

UNIVERSITY OF ILLINOIS
FY08 SCHEDULE OF EXPENDITURES OF FEDERAL AWARDS
Details for Pass-Through Federal Funding Received by UI as Subawardee and Funding Received from
Year Ended June 30, 2008

**Pass-Through Entity
Cluster**

Fed Agency

CFDA Number / UI Grant Code / Award Title

**Major
Program**

Urbana

Chicago

Springf

Cluster: Other Programs

Fed Agency: US Environmental Protection Agency (EPA)

66.460 / D8069 / IEPA 3190224

N

6,654

66.460 / D9344 / IEPA 3190102 (319)

N

-374

Pass-through entity total:

129,630

IL EPA Bureau of Water

Cluster: Other Programs

Fed Agency: US Environmental Protection Agency (EPA)

66.460 / D8594 / IEPA 3190216

N

-11,591

Pass-through entity total:

-11,591

IL Health Education Consortium (IHEC)

Cluster: 1R&D

Fed Agency: National Institutes of Health (NIH)

93.000 / E6145 / IHEC

Y

63,162

Cluster: Other Programs

Fed Agency: US Health & Human Services (HHS)

93.000 / G9432 / Ihec

N

5,903

Pass-through entity total:

69,065

IL Humanities Council

Cluster: 1R&D

Fed Agency: US National Endowment for the Humanities (NEH)

45.129 / E6566 / IHC Grant No 3657

Y

-102

Cluster: Other Programs

Fed Agency: US National Endowment for the Humanities (NEH)

45.129 / J9463 / 676 IHC NEH Skirting Convention 397

N

Pass-through entity total:

-102

IL Humanities Council

FY08 SEFA Pass-through details

UNIVERSITY OF ILLINOIS
FY08 SCHEDULE OF EXPENDITURES OF FEDERAL AWARDS
Details for Pass-Through Federal Funding Received by UI as Subawardee and Funding Received from
Year Ended June 30, 2008

Pass-Through Entity

Cluster

Fed Agency

CFDA Number / UI Grant Code / Award Title

Major Program

Urbana

Chicago

Springf

IL Office of Lieutenant Governor

Cluster: Other Programs

Fed Agency: US Fish & Wildlife

15.631 / D7878 / Lt Gov Rain Garden

N

622

Pass-through entity total:

622

IL State Board of Education (ISBE)

Cluster: Child Nutrition

Fed Agency: US Department of Agriculture (USDA)

10.559 / H8663 / ISBE

N

6,216

11,560

Cluster: Other Programs

Fed Agency: US Department of Education

84.048 / D7911 / ISBE 08-472000-09-010-5450-51

N

72,193

84.048 / D7941 / ISBE 08-4720-01-09-010-5450-51

N

74,913

84.048 / D8142 / ISBE 07-4720-00-09-010-5450-51

N

32,038

84.366 / D7978 / ISBE 4936-71-09-010-5450-51

N

124,461

84.366 / D7979 / ISBE 4936-70-09-010-5450-51

N

91,935

84.366 / D8490 / ISBE 08/07/06/05-4936-09010545051

N

227,789

84.367 / D8468 / ISBE 05-4935-00-09-010-5450-51

N

7,510

Fed Agency: USDA Food and Nutrition Service (FNS)

10.558 / M9496 / Child/Adult Food Prg

N

Pass-through entity total:

637,055

11,560

IL State Library

Cluster: 1R&D

Fed Agency: Institute of Museum & Library Services (IMLS)

45.310 / D8145 / ISL LSTA 07-1008 010-2202-102

Y

-5,177

45.310 / D8225 / ISL LSTA 07-1000

Y

518

45.310 / D8575 / ISL LSTA EDI 0101202462

Y

-12,673

IL State Library

FY08 SEFA Pass-through details

UNIVERSITY OF ILLINOIS
FY08 SCHEDULE OF EXPENDITURES OF FEDERAL AWARDS
Details for Pass-Through Federal Funding Received by UI as Subawardee and Funding Received from
Year Ended June 30, 2008

Pass-Through Entity
Cluster

Fed Agency

CFDA Number / UI Grant Code / Award Title

Major Program

Urbana

Chicago

Springf

Cluster: Other Programs

Fed Agency: Institute of Museum & Library Services (IMLS)

45.310 / D7903 / ISL LSTA 08-3212 08SL438181

N

20,274

45.310 / D7909 / ISL LSTA 08-1004

N

10,000

45.310 / D8129 / ISL LSTA 07-6069 0102202061

N

20,000

45.310 / D8130 / ISL LSTA 07-6014 0102202046

N

920

45.310 / D8341 / ISL LSTA 0101202511

N

86,627

45.310 / M9311 / 967 ISL LSTA 08 1022

N

71

45.310 / M9312 / 446 ISL LSTA Oral History 08 3284

N

17

45.310 / M9335 / 967 ISL LSTA SPLMI 07 1013

N

Fed Agency: US National Endowment for the Humanities (NEH)

45.310 / H8781 / LSTA 07-6062

N

252

Pass-through entity total:

120,489

252

88

Illinois Board of Higher Education

Cluster: Other Programs

Fed Agency: US Department of Education

84.000 / H9119 / IBHE

N

-256

84.367 / H8899 / Ibhe

N

-2,901

Pass-through entity total:

-3,157

Illinois Chapter of the American Academy of

Cluster: Other Programs

Fed Agency: HRSA/BHPR/DADPHP (Health Resources and Services)

93.110 / E5698 / IL Chapter American Academy Of Ped

N

1,470

Pass-through entity total:

1,470

Illinois Chapter of the American Academy of Pediatrics

FY08 SEFA Pass-through details

UNIVERSITY OF ILLINOIS
FY08 SCHEDULE OF EXPENDITURES OF FEDERAL AWARDS
Details for Pass-Through Federal Funding Received by UI as Subawardee and Funding Received from
Year Ended June 30, 2008

Pass-Through Entity

Cluster	Major Program	Urbana	Chicago	Springfield
Fed Agency				
CFDA Number / UI Grant Code / Award Title				
<u>Illinois Clean Energy Community Foundation</u>				
Cluster: 1R&D				
Fed Agency: US Department of Energy (DOE)				
81.086 / E6849 / II Clean Energy Community Fdn	Y		13,632	
	<u>Pass-through entity total:</u>		<u>13,632</u>	
<u>Illinois Conservation Foundation</u>				
Cluster: Other Programs				
Fed Agency: US Department of Agriculture (USDA)				
10.000 / A4564 / AG ICF FS0603	N	6,260		
	<u>Pass-through entity total:</u>		<u>6,260</u>	
<u>Illinois County of Kane</u>				
Cluster: 1R&D				
Fed Agency: US Department of Agriculture (USDA)				
10.000 / A4261 / AG Kane 2007-03355	Y	46,475		
	<u>Pass-through entity total:</u>		<u>46,475</u>	
<u>Illinois Critical Access Hospital Network (ICAHN)</u>				
Cluster: 1R&D				
Fed Agency: National Institutes of Health (NIH)				
93.241 / E5472 / ICAHN	Y		7,144	
93.241 / E6206 / ICAHN 1310A	Y		6	
Fed Agency: US Health & Human Services (HHS)				
93.241 / E5672 / ICAHN 1526A	Y		10,963	
	<u>Pass-through entity total:</u>		<u>18,113</u>	

Illinois Critical Access Hospital Network (ICAHN)

FY08 SEFA Pass-through details

UNIVERSITY OF ILLINOIS
FY08 SCHEDULE OF EXPENDITURES OF FEDERAL AWARDS
Details for Pass-Through Federal Funding Received by UI as Subawardee and Funding Received from
Year Ended June 30, 2008

Pass-Through Entity
Cluster

Fed Agency CFDA Number / UI Grant Code / Award Title	Major Program	Urbana	Chicago	Springf
<u>Illinois Department of Agriculture</u>				
Cluster: 1R&D				
<i>Fed Agency: US Department of Agriculture (USDA)</i>				
10.025 / D7870 / IDOA U of I - CAPS 2008-02234	Y	42,047		
10.025 / D8043 / IDOA U of I - CAPS 2007-04883	Y	63,603		
10.025 / D8049 / IDOA 2007-04998	Y	18,495		
Cluster: Other Programs				
<i>Fed Agency: US Department of Agriculture (USDA)</i>				
10.025 / D8147 / IDOA 2007-00134	N	2,163		
<i>Fed Agency: US Environmental Protection Agency (EPA)</i>				
66.605 / D8039 / IDOA ONLINE PEP FY 07	N	30,000		
		<u>Pass-through entity total:</u>	<u>156,308</u>	
<u>Illinois Department of Public Health (IDPH)</u>				
Cluster: 1R&D				
<i>Fed Agency: Centers for Disease Control and Prevention (CDC)</i>				
93.048 / H8673 / IDPH 83207006	Y		15,974	
93.283 / D7873 / IDPH 83206007	Y	75,963		
93.283 / H8751 / IDPH 73401026	Y		916	
93.283 / H8758 / IDPH 77081009	Y		40,308	
93.283 / H8767 / Idph 73201024	Y		1,431	
93.283 / H8858 / Idph 76100005	Y		-8,851	
93.991 / H9114 / Idph 43480588	Y		1,367	
<i>Fed Agency: Housing & Urban Development (HUD)</i>				
14.900 / D8410 / IDPH 65380232	Y	64,138		
<i>Fed Agency: National Institutes of Health (NIH)</i>				
93.130 / H8775 / IDPH 72580451	Y		18,909	
93.283 / H8641 / IDPH 83285002	Y		125,748	
93.283 / H8859 / IDPH 76100006	Y		-204	

Illinois Department of Public Health (IDPH)

FY08 SEFA Pass-through details

UNIVERSITY OF ILLINOIS
FY08 SCHEDULE OF EXPENDITURES OF FEDERAL AWARDS
Details for Pass-Through Federal Funding Received by UI as Subawardee and Funding Received from
Year Ended June 30, 2008

**Pass-Through Entity
Cluster**

Fed Agency

CFDA Number / UI Grant Code / Award Title

**Major
Program**

Urbana

Chicago

Springf

93.283 / H8947 / Idph 63700025	Y		-24	
<i>Fed Agency: US Environmental Protection Agency (EPA)</i>				
66.436 / H8672 / IDPH 85380295	Y		9,828	
<i>Fed Agency: US Health & Human Services (HHS)</i>				
93.184 / H8654 / Idph	Y		55,375	
93.283 / H8634 / IDPH 83401021	Y		9,996	
93.283 / H8746 / IL Department of Health	Y		8,846	
93.283 / H8961 / Idph-66100007	Y		60	
93.991 / H8887 / Idph 63207009	Y		-3,947	
Cluster: Other Programs				
<i>Fed Agency: Centers for Disease Control and Prevention (CDC)</i>				
93.283 / D8036 / IDPH 73287009	N	381		
93.994 / H8984 / Idph 63789004	Y		-60	
<i>Fed Agency: Health Resources and Services Administration (HRSA)</i>				
93.889 / H8879 / Idph 67281100	N		340	
93.994 / H9099 / Idph 53789004	Y		2	
<i>Fed Agency: National Institutes of Health (NIH)</i>				
93.971 / H8624 / IDPH Co No 85780664	N		13,478	
<i>Fed Agency: US Health & Human Services (HHS)</i>				
93.069 / H8625 / IDPH 87181133	N		20,000	
93.283 / H8846 / Idph	N		3,094	
93.940 / H8833 / Idph 65780474	N		-3	
93.940 / H8838 / IDPH 65780461	N		-771	
93.971 / H8769 / IL. Dept. of Public Health	N		70,745	
	Pass-through entity total:	140,482	382,557	

Illinois Department of Public Health (IDPH)

FY08 SEFA Pass-through details

UNIVERSITY OF ILLINOIS
FY08 SCHEDULE OF EXPENDITURES OF FEDERAL AWARDS
Details for Pass-Through Federal Funding Received by UI as Subawardee and Funding Received from
Year Ended June 30, 2008

Pass-Through Entity

Cluster	Fed Agency	CFDA Number / UI Grant Code / Award Title	Major Program	Urbana	Chicago	Springfield
<u>Illinois Institute of Technology</u>						
Cluster: 1R&D						
	<i>Fed Agency: National Institute on Alcohol Abuse & Alcoholism</i>					
	93.273 / E6596 / IIT SA319-0206		Y		62,823	
	<i>Fed Agency: US Health & Human Services (HHS)</i>					
	93.837 / E7666 / IL Institute of Tech SA255-0103		Y		6,145	
Cluster: Other Programs						
	<i>Fed Agency: US Environmental Protection Agency (EPA)</i>					
	66.510 / A5440 / EPA Sub IIT SA299-0705		N	7,578		
				<u>7,578</u>	<u>68,968</u>	
<u>Illinois Manufacturing Extension Center (IMEC)</u>						
Cluster: Other Programs						
	<i>Fed Agency: National Institute of Standards & Technology</i>					
	11.611 / C6935 / IMEC FY08		N	33,182		
	<i>Fed Agency: US Department of Commerce</i>					
	11.611 / C7346 / IMEC FY07		N	13,866		
				<u>47,048</u>		
<u>Illinois State Museum Society</u>						
Cluster: 1R&D						
	<i>Fed Agency: US National Science Foundation (NSF)</i>					
	47.074 / A4771 / SBC IL St Mus Society DEB-0613952		Y	28,654		
				<u>28,654</u>		
<u>Illinois State University</u>						
Cluster: 1R&D						
	<i>Fed Agency: US Department of Agriculture (USDA)</i>					
	10.912 / A4438 / AG ISU RSP06C216 02		Y	12,955		
	<i>Fed Agency: US Environmental Protection Agency (EPA)</i>					

Illinois State University

FY08 SEFA Pass-through details

UNIVERSITY OF ILLINOIS
FY08 SCHEDULE OF EXPENDITURES OF FEDERAL AWARDS
Details for Pass-Through Federal Funding Received by UI as Subawardee and Funding Received from
Year Ended June 30, 2008

Pass-Through Entity
Cluster

Fed Agency

CFDA Number / UI Grant Code / Award Title

Major Program

Urbana

Chicago

Springfield

66.460 / C7419 / ISU 11570-02-502009072

Y

5,652

Cluster: Other Programs

Fed Agency: US Department of Agriculture (USDA)

10.000 / A4457 / AG ISU 06C216.01

N

10,394

Pass-through entity total:

29,001

IllinoisRocstar LLC

Cluster: 1R&D

Fed Agency: Office of Naval Research (ONR)

12.300 / A4121 / Navy sub ILRocstar 2008-00025

Y

28,839

Pass-through entity total:

28,839

Impact Research and Development Organization

Cluster: 1R&D

Fed Agency: Centers for Disease Control and Prevention (CDC)

93.000 / E5559 / Impact Res & Dev Org

Y

37,814

Pass-through entity total:

37,814

Indian Township Tribal Government

Cluster: 1R&D

Fed Agency: US Environmental Protection Agency (EPA)

66.000 / A8893 / CAL EPA 2006-NTN1-46

Y

-224

Pass-through entity total:

-224

Indiana Office of Energy and Defense Development

Cluster: Other Programs

Fed Agency: US Department of Energy (DOE)

81.041 / E5550 / Indiana Office of Energy and Defens

N

9,032

Pass-through entity total:

9,032

Indiana Office of Energy and Defense Development

FY08 SEFA Pass-through details

UNIVERSITY OF ILLINOIS
FY08 SCHEDULE OF EXPENDITURES OF FEDERAL AWARDS
Details for Pass-Through Federal Funding Received by UI as Subawardee and Funding Received from
Year Ended June 30, 2008

Pass-Through Entity

Cluster	Fed Agency	CFDA Number / UI Grant Code / Award Title	Major Program	Urbana	Chicago	Springfield
<u>Indiana State Department of Health</u>						
Cluster: Other Programs						
<i>Fed Agency: Centers for Disease Control and Prevention (CDC)</i>						
	93.069 /	F9172 / Eds# A70-8-053351	N		23,416	
	93.283 /	F9224 / IN St Dept Health A70-8-053287	N		35,902	
	93.991 /	F9193 / Eds# A70-8-041038	N		30,165	
<i>Fed Agency: US Health & Human Services (HHS)</i>						
	93.283 /	E7146 / ISDH BPRS 730-3 K. Weaver	N		-1,194	
				<u>Pass-through entity total:</u>	<u>88,289</u>	
<u>Indiana University</u>						
Cluster: 1R&D						
<i>Fed Agency: Institute of Museum & Library Services (IMLS)</i>						
	45.313 /	A6060 / IMLS Indiana 0059-04	Y	11,625		
<i>Fed Agency: US National Science Foundation (NSF)</i>						
	47.074 /	A6660 / SBC IND 10409-0232 NSF	Y	30,977		
				<u>Pass-through entity total:</u>	<u>42,602</u>	
<u>Information Manufacturing Corporation</u>						
Cluster: Other Programs						
<i>Fed Agency: US Dept of Commerce NOAA</i>						
	11.000 /	A4921 / COM IMC-06-NOAA-003	N	9,468		
				<u>Pass-through entity total:</u>	<u>9,468</u>	
<u>Infratech Inc</u>						
Cluster: 1R&D						
<i>Fed Agency: US National Science Foundation (NSF)</i>						
	47.041 /	E7877 / Infratech Inc	Y		-18,009	
				<u>Pass-through entity total:</u>	<u>-18,009</u>	

Infratech Inc

FY08 SEFA Pass-through details

UNIVERSITY OF ILLINOIS
FY08 SCHEDULE OF EXPENDITURES OF FEDERAL AWARDS
Details for Pass-Through Federal Funding Received by UI as Subawardee and Funding Received from
Year Ended June 30, 2008

Pass-Through Entity

Cluster	Fed Agency	CFDA Number / UI Grant Code / Award Title	Major Program	Urbana	Chicago	Springfield
<u>Ingersoll Machine Tools Inc</u>						
Cluster: 1R&D						
<i>Fed Agency: US Department of Commerce</i>						
		11.612 / A6302 / COM Sub Ingersoll 70NANB4H3004	Y	6,509		
				<u>Pass-through entity total:</u> 6,509		
<u>Innovative Energy Solutions</u>						
Cluster: 1R&D						
<i>Fed Agency: US National Science Foundation (NSF)</i>						
		47.041 / E5965 / Innovative Energy Solution	Y		80,315	
		47.041 / E6116 / Innovative Energy Solution	Y		-14,573	
		47.041 / E6811 / Innovative Energy Solution	Y		-3,110	
				<u>Pass-through entity total:</u> 62,632		
<u>Institute for Quality Management Inc</u>						
Cluster: 1R&D						
<i>Fed Agency: US National Science Foundation (NSF)</i>						
		47.070 / E5981 / Inst for Quality Mgmt Inc	Y		486,428	
				<u>Pass-through entity total:</u> 486,428		
<u>Institute for Rehabilitation and Research</u>						
Cluster: 1R&D						
<i>Fed Agency: US Department of Education</i>						
		84.133 / E6844 / Inst Rehab Rsch H133B03117 R6	Y		3,570	
				<u>Pass-through entity total:</u> 3,570		
<u>Institute of Ecosystem Studies (IES)</u>						
Cluster: 1R&D						
<i>Fed Agency: US National Science Foundation (NSF)</i>						
		47.074 / A5615 / SBC IES 2926/200200641	Y	28,616		

Institute of Ecosystem Studies (IES)

FY08 SEFA Pass-through details

UNIVERSITY OF ILLINOIS
FY08 SCHEDULE OF EXPENDITURES OF FEDERAL AWARDS
Details for Pass-Through Federal Funding Received by UI as Subawardee and Funding Received from
Year Ended June 30, 2008

Pass-Through Entity
Cluster

Fed Agency CFDA Number / UI Grant Code / Award Title	Major Program	Urbana	Chicago	Springf
<u>Pass-through entity total:</u>		<u>28,616</u>		
<u>Intelligent Automation Inc</u>				
Cluster: 1R&D				
<i>Fed Agency: Air Force Office of Scientific Research (AFOSR)</i>				
12.300 / A3983 / AF Sub IAI 576-2	Y	40,419		
<u>Pass-through entity total:</u>		<u>40,419</u>		
<u>Intelligent Epitaxy Tech</u>				
Cluster: 1R&D				
<i>Fed Agency: US Department of Defense (DoD)</i>				
12.000 / E5775 / Intelligent Epitaxy Technology Inc	Y		30,031	
<u>Pass-through entity total:</u>			<u>30,031</u>	
<u>International Association of Fish & Wildlife Ag</u>				
Cluster: 1R&D				
<i>Fed Agency: United States Geological Survey</i>				
15.608 / A5218 / INT IAFWA 2006-05618	Y	-88		
15.805 / A4712 / INT IAFWA 2007-01438	Y	6,883		
<u>Pass-through entity total:</u>		<u>6,795</u>		
<u>International Business Machines Corp (IBM)</u>				
Cluster: 1R&D				
<i>Fed Agency: National Business Center (NBC)</i>				
15.000 / A4194 / INT NBC Sub IBM W0752589	Y	115,347		
<u>Pass-through entity total:</u>		<u>115,347</u>		
<u>International Food Policy Research Institute</u>				
Cluster: 1R&D				
<i>Fed Agency: United States Agency for International Development (AID)</i>				
98.000 / A5102 / AID IFPRI 2006X115UIU	Y	872		

International Food Policy Research Institute

FY08 SEFA Pass-through details

UNIVERSITY OF ILLINOIS
FY08 SCHEDULE OF EXPENDITURES OF FEDERAL AWARDS
Details for Pass-Through Federal Funding Received by UI as Subawardee and Funding Received from
Year Ended June 30, 2008

Pass-Through Entity

Cluster	Fed Agency	CFDA Number / UI Grant Code / Award Title	Major Program	Urbana	Chicago	Springfield
				<u>872</u>		
<u>International Society of Travel Medicine</u>						
Cluster: Other Programs						
<i>Fed Agency: Centers for Disease Control and Prevention (CDC)</i>						
		93.283 / A4396 / PHS Sub ISTM/GS 2007-05702-00	N	24,944		
				<u>24,944</u>		
<u>International Union for Health Promotion and</u>						
Cluster: 1R&D						
<i>Fed Agency: Centers for Disease Control and Prevention (CDC)</i>						
		93.000 / E5581 / IUHPE CDC RFA DP07-708	Y		16,895	
					<u>16,895</u>	
<u>Ionatron, Inc.</u>						
Cluster: 1R&D						
<i>Fed Agency: Naval Surface Warfare Center</i>						
		12.300 / A4350 / Navy Sub Ionatron PO#201119	Y	315,618		
				<u>315,618</u>		
<u>Iowa Dept of Natural Resources</u>						
Cluster: Other Programs						
<i>Fed Agency: US Department of Energy (DOE)</i>						
		81.000 / E5968 / Iowa Department of Natural Resource	N		9,978	
					<u>9,978</u>	
<u>Iowa State University</u>						
Cluster: 1R&D						
<i>Fed Agency: US Department of Agriculture (USDA)</i>						
		10.000 / A3847 / AG ISU 412-30-42	Y	24,988		
		10.000 / A3966 / AG ISU 410-40-09	Y	10,325		

Iowa State University

FY08 SEFA Pass-through details

UNIVERSITY OF ILLINOIS
FY08 SCHEDULE OF EXPENDITURES OF FEDERAL AWARDS
Details for Pass-Through Federal Funding Received by UI as Subawardee and Funding Received from
Year Ended June 30, 2008

Pass-Through Entity

Cluster

Fed Agency

CFDA Number / UI Grant Code / Award Title

Major Program

Urbana

Chicago

Springf

10.000 / A4660 / AG IOWA 416-43-34

Y

45,249

10.203 / A4263 / AG IOWA 415-49-04

Y

19,945

Fed Agency: US National Science Foundation (NSF)

47.050 / E6529 / Iowa State U 420-21-90

Y

2,200

Fed Agency: USDA Coop State Rsrch Educ & Ext Serv (CSREES)

10.203 / A4218 / AG IOWA 415-49-05

Y

34,782

Cluster: Other Programs

Fed Agency: US Department of Agriculture (USDA)

10.352 / A4480 / AG IOWA 412-30-54

N

74,999

Fed Agency: US Department of Energy (DOE)

81.000 / A3995 / DOE ISU FUA Ames Lab 2008-00521

N

75

Pass-through entity total:

210,363

2,200

ISS Inc

Cluster: 1R&D

Fed Agency: National Institutes of Health (NIH)

93.000 / E5786 / ISS Inc

Y

72,985

Pass-through entity total:

72,985

Jackson County Health Department

Cluster: Other Programs

Fed Agency: National Institutes of Health (NIH)

93.994 / A3852 / PHS SUB Jackson County Hlth Dept.

Y

14,472

Pass-through entity total:

14,472

Jacobs Engineering Group

Cluster: 1R&D

Fed Agency: Federal Highway Administration (FHWA)

20.205 / C7861 / Jacobs MODT C1X22000-S05-0002

Y

85,509

Pass-through entity total:

85,509

Jacobs Engineering Group

FY08 SEFA Pass-through details

UNIVERSITY OF ILLINOIS
FY08 SCHEDULE OF EXPENDITURES OF FEDERAL AWARDS
Details for Pass-Through Federal Funding Received by UI as Subawardee and Funding Received from
Year Ended June 30, 2008

Pass-Through Entity

Cluster	Fed Agency	CFDA Number / UI Grant Code / Award Title	Major Program	Urbana	Chicago	Springf
<u>Jaeb Center for Health Research</u>						
Cluster: 1R&D						
<i>Fed Agency: National Eye Institute</i>						
	93.847 /	E5609 / Jaeb Center for Health Research	Y		21	
	93.867 /	E6353 / Jaeb Center for Health Research	Y		10,540	
<i>Fed Agency: National Institutes of Health (NIH)</i>						
	93.867 /	E8333 / Jaeb Ctr For Hlth	Y		3,049	
					<u>Pass-through entity total:</u>	
					13,610	
<u>John Hopkins Bloomberg School of Public Health</u>						
Cluster: 1R&D						
<i>Fed Agency: National Eye Institute</i>						
	93.867 /	E6826 / John Hopkins Bloomberg Sph 95363	Y		100,247	
					<u>Pass-through entity total:</u>	
					100,247	
<u>Johns Hopkins University</u>						
Cluster: 1R&D						
<i>Fed Agency: National Institute of Allergy & Infectious Diseases</i>						
	93.855 /	E6105 / Johns Hopkins University	Y		10,290	
<i>Fed Agency: National Institutes of Health (NIH)</i>						
	93.242 /	E6434 / Johns Hopkins 8604-72635-9	Y		3,685	
	93.361 /	A4427 / PHS SUB JHU 2000103605	Y	228		
<i>Fed Agency: US National Science Foundation (NSF)</i>						
	47.049 /	A5269 / SBC HOPKINS 8601-06859	Y	569		
	47.049 /	A8067 / SBC JHU #8203-53655	Y	185,745		
					<u>Pass-through entity total:</u>	
					186,542	
					13,975	

Johns Hopkins University

FY08 SEFA Pass-through details

UNIVERSITY OF ILLINOIS
FY08 SCHEDULE OF EXPENDITURES OF FEDERAL AWARDS
Details for Pass-Through Federal Funding Received by UI as Subawardee and Funding Received from
Year Ended June 30, 2008

Pass-Through Entity

Cluster	Fed Agency	CFDA Number / UI Grant Code / Award Title	Major Program	Urbana	Chicago	Springfield
<u>Joint Commission on Accreditation of Healthcare</u>						
Cluster: 1R&D						
Fed Agency: US Health & Human Services (HHS)						
	93.226 /	E7098 / Joint Comm on Accred - Dr. Loeb	Y		9,590	
				<u>Pass-through entity total:</u>		
					<u>9,590</u>	
<u>Joslin Diabetes Center Inc</u>						
Cluster: 1R&D						
Fed Agency: National Institute of Diabetes & Digestive & Kidney Diseases						
	93.847 /	E6026 / Joslin Diabetes Center	Y		18,700	
				<u>Pass-through entity total:</u>		
					<u>18,700</u>	
<u>Juneteenth Productions</u>						
Cluster: 1R&D						
Fed Agency: National Institutes of Health (NIH)						
	93.242 /	E6616 / Juneteenth Productions	Y		28,229	
				<u>Pass-through entity total:</u>		
					<u>28,229</u>	
<u>Kansas State Univ</u>						
Cluster: Other Programs						
Fed Agency: USDA Coop State Rsrch Educ & Ext Serv (CSREES)						
	10.500 /	A3947 / AG KSU S08030	N	19,347		
	10.500 /	A3948 / AG KSU S08064	N	5,343		
	10.500 /	A6509 / AG KSU S04055	N	20,085		
				<u>Pass-through entity total:</u>		
				<u>44,775</u>		
<u>Kentucky Pollution Prevention Center - Univ of</u>						
Cluster: Other Programs						
Fed Agency: US Environmental Protection Agency (EPA)						
	66.000 /	A5297 / EPA ULRF 06-0340-03	N	60,904		
<u>Kentucky Pollution Prevention Center - Univ of Louisville</u>						

FY08 SEFA Pass-through details

UNIVERSITY OF ILLINOIS
FY08 SCHEDULE OF EXPENDITURES OF FEDERAL AWARDS
Details for Pass-Through Federal Funding Received by UI as Subawardee and Funding Received from
Year Ended June 30, 2008

Pass-Through Entity

Cluster	Major Program	Urbana	Chicago	Springf
Fed Agency				
CFDA Number / UI Grant Code / Award Title				
		<u>60,904</u>		
<u>Pass-through entity total:</u>				
<u>Kurt J Lesker Co</u>				
Cluster: 1R&D				
<i>Fed Agency: US National Science Foundation (NSF)</i>				
47.041 / A3822 / SBC Lesker IIP 07-40261	Y	8,995		
<u>Pass-through entity total:</u>				
		<u>8,995</u>		
<u>Lake Michigan Air Directors Consortium (LADCO)</u>				
Cluster: 1R&D				
<i>Fed Agency: US Environmental Protection Agency (EPA)</i>				
66.000 / A6255 / EPA Sub LADCO 0523	Y	-130		
Cluster: Other Programs				
<i>Fed Agency: US Environmental Protection Agency (EPA)</i>				
66.000 / E6016 / Lake Michigan Air Directors Consort	N		34,124	
<u>Pass-through entity total:</u>				
		<u>-130</u>	<u>34,124</u>	
<u>Lawrence Berkeley National Lab</u>				
Cluster: 1R&D				
<i>Fed Agency: Lawrence Berkeley National Lab</i>				
81.000 / A5474 / DOE LBNL 6801263	Y	246,214		
<u>Pass-through entity total:</u>				
		<u>246,214</u>		
<u>Lawrence Livermore National Lab</u>				
Cluster: 1R&D				
<i>Fed Agency: Lawrence Livermore National Lab</i>				
81.000 / A3630 / DOE LLNL B572722	Y	21,437		
81.000 / A3713 / DOE LLNL B573247	Y	12,212		
81.000 / A3749 / DOE LLNL B572718	Y	5,156		
81.000 / A3779 / DOE LLNL CPR 2008-04259 ANTIC	Y	2,227		
81.000 / A3814 / DOE LLNL B573267	Y	58,807		

Lawrence Livermore National Lab

FY08 SEFA Pass-through details

UNIVERSITY OF ILLINOIS
FY08 SCHEDULE OF EXPENDITURES OF FEDERAL AWARDS
Details for Pass-Through Federal Funding Received by UI as Subawardee and Funding Received from
Year Ended June 30, 2008

**Pass-Through Entity
Cluster**

Fed Agency

CFDA Number / UI Grant Code / Award Title

**Major
Program**

Urbana

Chicago

Springf

81.000 / A4083 / DOE LLNL B571238	Y	100,000		
81.000 / A4089 / DOE LLNL B571237	Y	19,997		
81.000 / A4269 / DOE LLNL B568604	Y	24,998		
81.000 / A4553 / DOE LLNL B565292	Y	28,454		
81.000 / A4619 / DOE LLNL B565290	Y	-4,775		
81.000 / A5724 / DOE LLNL B551028	Y	146,070		
81.000 / A6928 / DOE LLNL B532720	Y	55,977		
81.000 / A8740 / DOE LLNL B515082	Y	-252		
81.000 / A8805 / DOE LLNL B523819	Y	3,031,023		

Pass-through entity total: 3,501,331

Lawson Health Research Institute

Cluster: 1R&D

Fed Agency: US Department of Education

84.133 / E5927 / H133A060062

Y

23,222

Pass-through entity total: 23,222

Learning Point Associates

Cluster: 1R&D

Fed Agency: US Department of Education

84.000 / E7001 / Learning Point Associates

Y

109,225

Pass-through entity total: 109,225

Lockheed Martin Corp

Cluster: 1R&D

Fed Agency: Air Force

12.800 / A5007 / AF Lockheed Martin TT0687484

Y

99,249

Fed Agency: Navy

12.300 / A4931 / NAVY Lockheed 8100000692

Y

396,556

Pass-through entity total: 495,805

Lockheed Martin Corp

FY08 SEFA Pass-through details

UNIVERSITY OF ILLINOIS
FY08 SCHEDULE OF EXPENDITURES OF FEDERAL AWARDS
Details for Pass-Through Federal Funding Received by UI as Subawardee and Funding Received from
Year Ended June 30, 2008

Pass-Through Entity
Cluster

Fed Agency	CFDA Number / UI Grant Code / Award Title	Major Program	Urbana	Chicago	Springfield
<u>Los Alamos National Lab</u>					
Cluster: 1R&D					
<i>Fed Agency: Los Alamos National Lab</i>					
81.000 /	A3663 / DOE LANL 62568-001-08	Y	2,317		
81.000 /	A4228 / DOE LANL 55552-001-07	Y	50,652		
81.000 /	A4392 / DOE LANL 52601-001-07	Y	66,433		
81.000 /	A4689 / DOE LANL 45026-001-06	Y	30,556		
81.000 /	A4699 / DOE LANL 53183-001-7	Y	154,526		
81.000 /	A4963 / DOE LANL 39212-001-06	Y	-685		
81.000 /	A5076 / DOE LANL Fellowship	Y	412		
81.000 /	A5619 / DOE LANL 12760-001-05	Y	12,617		
81.000 /	A8549 / CAL DOE 2007-NTN1-23	Y	2,469		
	<u>Pass-through entity total:</u>		<u>319,297</u>		
<u>Louisiana State University</u>					
Cluster: 1R&D					
<i>Fed Agency: US Health & Human Services (HHS)</i>					
93.000 /	E5676 / LSU 23073	Y		2,449	
<i>Fed Agency: US National Science Foundation (NSF)</i>					
47.080 /	A3712 / SBC LSU 22384	Y	46,067		
	<u>Pass-through entity total:</u>		<u>46,067</u>	<u>2,449</u>	
<u>Loyola University Chicago</u>					
Cluster: 1R&D					
<i>Fed Agency: National Institutes of Health (NIH)</i>					
93.121 /	E5520 / Loyola University 1 R01 DE019075-01	Y		19,090	
93.242 /	E6996 / Loyola Univ of Chicago #107015	Y		22,612	
93.272 /	E5677 / Loyola University AA013527-06	Y		29,946	
93.837 /	E6502 / Loyola U	Y		72,618	

Loyola University Chicago

FY08 SEFA Pass-through details

UNIVERSITY OF ILLINOIS
FY08 SCHEDULE OF EXPENDITURES OF FEDERAL AWARDS
Details for Pass-Through Federal Funding Received by UI as Subawardee and Funding Received from
Year Ended June 30, 2008

Pass-Through Entity

Cluster

Fed Agency

CFDA Number / UI Grant Code / Award Title

Major Program

Urbana

Chicago

Springf

93.837 / E8334 / Loyola 107028

Y

32,020

Pass-through entity total:

176,286

LSST Data Management Corporation

Cluster: 1R&D

Fed Agency: US National Science Foundation (NSF)

47.049 / A5303 / SBC LSSTC C44006L

Y

124,633

Pass-through entity total:

124,633

Lybradyn Inc

Cluster: 1R&D

Fed Agency: National Institutes of Health (NIH)

93.859 / E6417 / Lybradyn Inc

Y

67,825

Pass-through entity total:

67,825

Magee-Women's Research Institute and Foundation

Cluster: 1R&D

Fed Agency: National Institute of Allergy & Infectious Diseases

93.855 / E6008 / MWRIF 26 3301 4238

Y

42,135

Pass-through entity total:

42,135

Mandaree Enterprise Corporation

Cluster: Other Programs

Fed Agency: Army CERL

12.431 / A4722 / Army Sub MEC W9132T-ILL-004

N

6,524

12.431 / A4723 / Army Sub MEC W9132T-ILL-002

N

13,175

Fed Agency: Army Research Office (ARO)

12.431 / A4703 / Army Sub MEC W9132T-ILL-003

N

-4,696

Pass-through entity total:

15,003

Mandaree Enterprise Corporation

FY08 SEFA Pass-through details

UNIVERSITY OF ILLINOIS
FY08 SCHEDULE OF EXPENDITURES OF FEDERAL AWARDS
Details for Pass-Through Federal Funding Received by UI as Subawardee and Funding Received from
Year Ended June 30, 2008

Pass-Through Entity

Cluster	Major			
Fed Agency	Program	Urbana	Chicago	Springf
CFDA Number / UI Grant Code / Award Title				
<u>March of Dimes</u>				
Cluster: 1R&D				
<i>Fed Agency: US Health & Human Services (HHS)</i>				
93.110 / E6414 / MOD - Dr. Diane Ashton	Y		45,712	
			<u>Pass-through entity total:</u>	
			<u>45,712</u>	
<u>Maryland Medical Research Institute</u>				
Cluster: 1R&D				
<i>Fed Agency: National Heart Lung & Blood Institute</i>				
93.839 / E7432 / Maryland Med Rsch Inst 03-08	Y		16,255	
<i>Fed Agency: National Institutes of Health (NIH)</i>				
93.226 / E8041 / Maryland Med Rsch Xmax 04	Y		497	
			<u>Pass-through entity total:</u>	
			<u>16,752</u>	
<u>Massachusetts Eye and Ear Infirmary</u>				
Cluster: 1R&D				
<i>Fed Agency: National Institutes of Health (NIH)</i>				
93.173 / E6137 / Massachusetts Eye and Ear Infirmary	Y		36,783	
			<u>Pass-through entity total:</u>	
			<u>36,783</u>	
<u>Massachusetts Institute of Technology</u>				
Cluster: 1R&D				
<i>Fed Agency: Defense Advanced Research Projects Agency (DARPA)</i>				
12.000 / A5315 / DARPA MIT 5710001939	Y	-12,270		
<i>Fed Agency: US Department of Energy (DOE)</i>				
81.000 / A3953 / DOE MIT CW 2008-02085 ANTC	Y	11,329		
<i>Fed Agency: US National Science Foundation (NSF)</i>				
47.041 / A4014 / SBC MIT 5710002318	Y	37,800		
			<u>Pass-through entity total:</u>	
			<u>36,859</u>	

Massachusetts Institute of Technology

FY08 SEFA Pass-through details

UNIVERSITY OF ILLINOIS
FY08 SCHEDULE OF EXPENDITURES OF FEDERAL AWARDS
Details for Pass-Through Federal Funding Received by UI as Subawardee and Funding Received from
Year Ended June 30, 2008

Pass-Through Entity

Cluster	Fed Agency	CFDA Number / UI Grant Code / Award Title	Major Program	Urbana	Chicago	Springfield
<u>Mayo Clinic</u>						
Cluster: 1R&D						
Fed Agency: <i>National Cancer Institute</i>						
		93.000 / E6132 / Mayo MCR 0046 CPN Colon	Y		-15,203	
				<u>Pass-through entity total:</u>		
					-15,203	
<u>MCHC Services Corporation</u>						
Cluster: Other Programs						
Fed Agency: <i>US Health & Human Services (HHS)</i>						
		93.069 / E5606 / MCHC IPC	N		117,974	
		93.996 / E5923 / MCHC	N		43,619	
				<u>Pass-through entity total:</u>		
					161,593	
<u>McHenry County Government Center</u>						
Cluster: 1R&D						
Fed Agency: <i>Housing & Urban Development (HUD)</i>						
		14.000 / A4102 / HUD McHenry 2008-01288	Y	54,899		
				<u>Pass-through entity total:</u>		
				54,899		
<u>Medical College of Wisconsin</u>						
Cluster: 1R&D						
Fed Agency: <i>National Institutes of Health (NIH)</i>						
		93.000 / A3816 / PHS BW 2008-05110 ANTC	Y	93,402		
		93.856 / A4537 / PHS Sub MCW Yr 5	Y	108,082		
				<u>Pass-through entity total:</u>		
				201,484		
<u>Medical University of South Carolina</u>						
Cluster: 1R&D						
Fed Agency: <i>National Institute of Mental Health</i>						
		93.242 / E6040 / Med U of SC MUSC07-055	Y		57,115	

Medical University of South Carolina

FY08 SEFA Pass-through details

UNIVERSITY OF ILLINOIS
FY08 SCHEDULE OF EXPENDITURES OF FEDERAL AWARDS
Details for Pass-Through Federal Funding Received by UI as Subawardee and Funding Received from
Year Ended June 30, 2008

Pass-Through Entity

Cluster	Fed Agency	CFDA Number / UI Grant Code / Award Title	Major Program	Urbana	Chicago	Springfield
		93.242 / E7689 / MUSC08-042	Y		79,608	
	<i>Fed Agency: National Institutes of Health (NIH)</i>					
		93.389 / A4166 / PHS Sub MUSC LM0019153-01A1	Y	41,047		
			<u>Pass-through entity total:</u>	<u>41,047</u>	<u>136,723</u>	
<u>Menominee Indian Tribe</u>						
Cluster: 1R&D						
	<i>Fed Agency: US Environmental Protection Agency (EPA)</i>					
		66.000 / A8994 / CAL EPA 2009-MDN2-46	Y	11,064		
			<u>Pass-through entity total:</u>	<u>11,064</u>		
<u>Metropolitan Chi Healthcare</u>						
Cluster: Other Programs						
	<i>Fed Agency: HRSA/BHPR/DADPHP (Health Resources and Services)</i>					
		93.996 / E5586 / Metropolitan Chgo Hlthcare Council	N		51,847	
			<u>Pass-through entity total:</u>		<u>51,847</u>	
<u>Michigan State University</u>						
Cluster: 1R&D						
	<i>Fed Agency: Navy</i>					
		12.300 / A9089 / NAVY MSU 61-3463A	Y	-86,974		
	<i>Fed Agency: United States Agency for International Development (AID)</i>					
		98.000 / A3674 / AID MSU 61-2949	Y	19,893		
	<i>Fed Agency: US Department of Agriculture (USDA)</i>					
		10.000 / A6852 / AG MSU 61-4110B	Y	22,935		
		10.200 / A3967 / AG MSU 61-4084B	Y	27,000		
		10.200 / A4281 / AG MSU 61-4134D	Y	13,390		
		10.203 / A8823 / CAL AG 2008-NTN1-16	Y	9,672		
		10.303 / A4715 / AG MSU 61-4256Z	Y	14,245		
		10.303 / A4852 / AG MSU 61-4256AA	Y	43,170		

Michigan State University

FY08 SEFA Pass-through details

UNIVERSITY OF ILLINOIS
FY08 SCHEDULE OF EXPENDITURES OF FEDERAL AWARDS
Details for Pass-Through Federal Funding Received by UI as Subawardee and Funding Received from
Year Ended June 30, 2008

Pass-Through Entity
Cluster

Fed Agency

CFDA Number / UI Grant Code / Award Title

Major Program

Urbana

Chicago

Springfield

10.304 / A3804 / AG MSU 61-4135G	Y	8,363		
10.500 / A3935 / AG MSU 61-5434B	Y	2,148		
10.500 / A4451 / AG MSU 61-5069B	Y	1,774		

Fed Agency: USDA Coop State Rsrch Educ & Ext Serv (CSREES)

10.303 / A6664 / AG MSU 61-4256A	Y	343,787		
----------------------------------	---	---------	--	--

Cluster: Other Programs

Fed Agency: US Department of Agriculture (USDA)

10.000 / A5387 / AG MSU 61-4063L	N	1,375		
10.200 / A4110 / AG MSU 61-4054T	N	605		
10.303 / A4017 / AG MSU 61-4256HH	N	6,412		
10.500 / A3970 / AG MSU 61-5421B	N	133		

Pass-through entity total: **427,928**

Michigan Technological Univ

Cluster: 1R&D

Fed Agency: US Department of Energy (DOE)

81.049 / A4189 / DOE MTU 050516Z21	Y	88,851		
81.049 / A4848 / DOE MTU 050516Z8	Y	87,385		

Pass-through entity total: **176,236**

Microbiotix Inc

Cluster: 1R&D

Fed Agency: National Institute of Allergy & Infectious Diseases

93.000 / E6139 / Microbiotix Inc	Y		70,828	
----------------------------------	---	--	--------	--

Pass-through entity total: **70,828**

Microolution Inc

Cluster: 1R&D

Fed Agency: Navy

12.300 / A4295 / Navy Sub Microolution 2007-05449	Y	122,471		
---	---	---------	--	--

Microolution Inc

FY08 SEFA Pass-through details

UNIVERSITY OF ILLINOIS
FY08 SCHEDULE OF EXPENDITURES OF FEDERAL AWARDS
Details for Pass-Through Federal Funding Received by UI as Subawardee and Funding Received from
Year Ended June 30, 2008

Pass-Through Entity

Cluster	Fed Agency	CFDA Number / UI Grant Code / Award Title	Major Program	Urbana	Chicago	Springfield
		12.300 / A4814 / Navy SUB Microlution 2006-05956	Y	5,468		
			<u>Pass-through entity total:</u>	<u>127,939</u>		
<u>Midwest Universities Consortium for Intl Act(MUCIA)</u>						
Cluster: 1R&D						
<i>Fed Agency: United States Agency for International Development (AID)</i>						
		98.000 / A6677 / AID MUCIA EGYPT 263-A	Y	105,141		
			<u>Pass-through entity total:</u>	<u>105,141</u>		
<u>Mille Lacs Band of Ojibwe</u>						
Cluster: 1R&D						
<i>Fed Agency: US Environmental Protection Agency (EPA)</i>						
		66.001 / A8978 / CAL EPA 2005-MDN2-47	Y	11,330		
			<u>Pass-through entity total:</u>	<u>11,330</u>		
<u>Missouri Department of Natural Resources</u>						
Cluster: 1R&D						
<i>Fed Agency: US Environmental Protection Agency (EPA)</i>						
		66.000 / A4952 / CAL EPA 2006-MDN2-43	Y	11,072		
			<u>Pass-through entity total:</u>	<u>11,072</u>		
<u>Modine Manufacturing Co</u>						
Cluster: 1R&D						
<i>Fed Agency: Army</i>						
		12.431 / A4315 / Army Sub Modine 2007-05521	Y	73,389		
			<u>Pass-through entity total:</u>	<u>73,389</u>		
<u>Moraine Valley Community College</u>						
Cluster: Other Programs						
<i>Fed Agency: US National Science Foundation (NSF)</i>						
		47.076 / J9452 / 696 NSF MVCC CSSIA 0702872	N			19

Moraine Valley Community College

FY08 SEFA Pass-through details

UNIVERSITY OF ILLINOIS
FY08 SCHEDULE OF EXPENDITURES OF FEDERAL AWARDS
Details for Pass-Through Federal Funding Received by UI as Subawardee and Funding Received from
Year Ended June 30, 2008

Pass-Through Entity

Cluster	Major			
Fed Agency	Program	Urbana	Chicago	Springf
CFDA Number / UI Grant Code / Award Title				
47.076 / J9484 / NSF CSSIA 0302612	N			11
	<u>Pass-through entity total:</u>			<u>31</u>
 <u>Morehouse School of Medicine</u>				
Cluster: 1R&D				
<i>Fed Agency: US Health & Human Services (HHS)</i>				
93.399 / E6980 / MSM - NBLIC - III	Y		235,574	
	<u>Pass-through entity total:</u>		<u>235,574</u>	
 <u>Moss Rehabilitation Research Institute</u>				
Cluster: 1R&D				
<i>Fed Agency: National Institutes of Health (NIH)</i>				
93.173 / A4890 / PHS Sub Moss Rehab 2R01 DC000191-25	Y	81,773		
	<u>Pass-through entity total:</u>	<u>81,773</u>		
 <u>Mount Sinai School of Medicine</u>				
Cluster: 1R&D				
<i>Fed Agency: National Institutes of Health (NIH)</i>				
93.395 / E5621 / MSSM 0254 7381 4609	Y		96,790	
<i>Fed Agency: US Health & Human Services (HHS)</i>				
93.867 / E7463 / Mt Sinai 025518744609-9146306	Y		-8,606	
	<u>Pass-through entity total:</u>		<u>88,184</u>	
 <u>MyTek LLC</u>				
Cluster: 1R&D				
<i>Fed Agency: Army</i>				
12.431 / A4085 / Army Sub MyTek 2008-00223	Y	33,338		
	<u>Pass-through entity total:</u>	<u>33,338</u>		

MyTek LLC

FY08 SEFA Pass-through details

UNIVERSITY OF ILLINOIS
FY08 SCHEDULE OF EXPENDITURES OF FEDERAL AWARDS
Details for Pass-Through Federal Funding Received by UI as Subawardee and Funding Received from
Year Ended June 30, 2008

Pass-Through Entity

Cluster	Fed Agency	CFDA Number / UI Grant Code / Award Title	Major Program	Urbana	Chicago	Springfield
<u>National Academy of Sciences</u>						
Cluster: 1R&D						
<i>Fed Agency: United States Agency for International Development (AID)</i>						
	98.000 /	A4503 / AID NAS PGA-7251-07-003	Y	46,892		
	98.000 /	A4549 / AID NAS PGA-7251-07-009	Y	43,825		
	98.002 /	E6519 / NAS Pga-7251-05-008	Y	64,177		
<i>Fed Agency: US Department of Transportation (DOT)</i>						
	20.000 /	A3802 / DOT NAS NCHRP-135	Y	15,005		
	20.000 /	A5498 / DOT NAS HSR-49	Y	-2,690		
	20.000 /	A6631 / DOT NAS HSR-48	Y	-45,183		
	20.200 /	A4063 / DOT Sub NAS NCHRP-134	Y	27,603		
			<u>Pass-through entity total:</u>	<u>149,629</u>		
<u>National Assoc of State Universities and Land-</u>						
Cluster: Other Programs						
<i>Fed Agency: US Department of Energy (DOE)</i>						
	81.000 /	A3994 / DOE NASULGC 2008-00964	N	4,155		
	81.000 /	A5132 / DOE NASULGC 2006-6201	N	777		
			<u>Pass-through entity total:</u>	<u>4,932</u>		
<u>National Association of State Energy Officials</u>						
Cluster: 1R&D						
<i>Fed Agency: US Department of Energy (DOE)</i>						
	81.000 /	E7390 / NASEO- DE-FC36-03GO13026 A000	Y		-5,546	
Cluster: Other Programs						
<i>Fed Agency: US Department of Energy (DOE)</i>						
	81.000 /	E6469 / NASEO	N		122,577	
			<u>Pass-through entity total:</u>		<u>117,031</u>	

National Association of State Energy Officials

FY08 SEFA Pass-through details

UNIVERSITY OF ILLINOIS
FY08 SCHEDULE OF EXPENDITURES OF FEDERAL AWARDS
Details for Pass-Through Federal Funding Received by UI as Subawardee and Funding Received from
Year Ended June 30, 2008

Pass-Through Entity

Cluster	Fed Agency	CFDA Number / UI Grant Code / Award Title	Major Program	Urbana	Chicago	Springfield
<u>National Bureau of Economic Research Inc</u>						
Cluster: 1R&D						
<i>Fed Agency: Social Security Administration</i>						
		96.000 / A3993 / SSA NBER 2007-06047	Y	46,988		
				<u>Pass-through entity total:</u>	<u>46,988</u>	
<u>National Center for Earth-Surface Dynamics</u>						
Cluster: 1R&D						
<i>Fed Agency: US National Science Foundation (NSF)</i>						
		47.050 / A5637 / SBC MINN T5366216011	Y	203,975		
				<u>Pass-through entity total:</u>	<u>203,975</u>	
<u>National Childhood Cancer Foundation</u>						
Cluster: 1R&D						
<i>Fed Agency: National Institutes of Health (NIH)</i>						
		93.395 / E6080 / NCCF 15107	Y		2,576	
		93.395 / E6582 / National Childhood Cancer Fnd	Y		1,998	
		93.395 / E7111 / Natl Childhood Cancer 9853-1194	Y		8,307	
<i>Fed Agency: US Health & Human Services (HHS)</i>						
		93.395 / E5913 / Natl Childhood Cancer Fdtn 16204	Y		6,390	
Cluster: Other Programs						
<i>Fed Agency: US Health & Human Services (HHS)</i>						
		93.395 / E5806 / Natl Childhood Cancer Fdtn 16483	N		13,218	
				<u>Pass-through entity total:</u>	<u>32,489</u>	
<u>National Council on the Aging</u>						
Cluster: 1R&D						
<i>Fed Agency: National Institutes of Health (NIH)</i>						
		93.048 / A6416 / PHS Sub NCOA	Y	30,000		
				<u>Pass-through entity total:</u>	<u>30,000</u>	

National Council on the Aging

FY08 SEFA Pass-through details

UNIVERSITY OF ILLINOIS
FY08 SCHEDULE OF EXPENDITURES OF FEDERAL AWARDS
Details for Pass-Through Federal Funding Received by UI as Subawardee and Funding Received from
Year Ended June 30, 2008

Pass-Through Entity

Cluster	Major Program	Urbana	Chicago	Springf
Fed Agency				
CFDA Number / UI Grant Code / Award Title				
<u>National Energy Management Institute (NEMI)</u>				
Cluster: 1R&D				
Fed Agency: US Department of Energy (DOE)				
81.087 / E7057 / Nemi CA-2005 Task 6 7 8 10 14	Y		768,851	
	<u>Pass-through entity total:</u>		<u>768,851</u>	
<u>National Energy Technology Laboratory (NETL)</u>				
Cluster: 1R&D				
Fed Agency: National Energy Technology Laboratory (NETL)				
81.000 / A5434 / DOE DE-FC26-05NT42634	Y	42,055		
81.000 / A5435 / DOE DE-FG26-05NT42622	Y	41,341		
81.089 / A5507 / DOE DE-FC26-05NT42588	Y	1,934,716		
81.089 / A6138 / DOE DEFC26-04NT15510	Y	250,644		
	<u>Pass-through entity total:</u>		<u>2,268,756</u>	
<u>National Fish & Wildlife Foundation</u>				
Cluster: 1R&D				
Fed Agency: USDA Forest Service (FS)				
10.000 / E5485 / National Fish and Wildlife Frndt	Y		2,836	
	<u>Pass-through entity total:</u>		<u>2,836</u>	
<u>National Institute of Building Sciences</u>				
Cluster: 1R&D				
Fed Agency: Federal Emergency Management Agency (FEMA)				
97.000 / A3835 / DHS FEMA NIBS 2008-02589	Y	40,231		
	<u>Pass-through entity total:</u>		<u>40,231</u>	

National Institute of Building Sciences

FY08 SEFA Pass-through details

UNIVERSITY OF ILLINOIS
FY08 SCHEDULE OF EXPENDITURES OF FEDERAL AWARDS
Details for Pass-Through Federal Funding Received by UI as Subawardee and Funding Received from
Year Ended June 30, 2008

Pass-Through Entity

Cluster	Fed Agency	CFDA Number / UI Grant Code / Award Title	Major Program	Urbana	Chicago	Springfield
<u>National Renewable Energy Lab</u>						
Cluster: 1R&D						
Fed Agency: National Renewable Energy Lab						
	81.000 / A3888 /	DOE NREL PC 2008-02875 ANTC	Y	12,406		
	81.000 / A5211 /	DOE NREL XEA-6-55419-01	Y	107,452		
Cluster: Other Programs						
Fed Agency: National Renewable Energy Lab						
	81.000 / A5016 /	DOE NREL ADC-6-66268-17	N	58,511		
			<u>Pass-through entity total:</u>	<u>178,369</u>		
<u>National Soybean Research Laboratory</u>						
Cluster: 1R&D						
Fed Agency: US Environmental Protection Agency (EPA)						
	66.000 / A7348 /	EPA SUB ANTC HOLM	Y	3,799		
			<u>Pass-through entity total:</u>	<u>3,799</u>		
<u>National Surgical Adjuvant Breast & Bowel Project</u>						
Cluster: 1R&D						
Fed Agency: National Institutes of Health (NIH)						
	93.399 / E8098 /	NSABP UIC-01	Y		195	
			<u>Pass-through entity total:</u>		<u>195</u>	
<u>National University of Health Sciences</u>						
Cluster: Other Programs						
Fed Agency: US Health & Human Services (HHS)						
	93.213 / E6782 /	Natl U of Hlth Sci R25 At002872	N		2,814	
			<u>Pass-through entity total:</u>		<u>2,814</u>	

National University of Health Sciences

FY08 SEFA Pass-through details

UNIVERSITY OF ILLINOIS
FY08 SCHEDULE OF EXPENDITURES OF FEDERAL AWARDS
Details for Pass-Through Federal Funding Received by UI as Subawardee and Funding Received from
Year Ended June 30, 2008

Pass-Through Entity

Cluster	Major			
Fed Agency	Program	Urbana	Chicago	Springf
CFDA Number / UI Grant Code / Award Title				
<u>National Writing Project Corporation</u>				
Cluster: Other Programs				
Fed Agency: US Department of Education				
84.000 / A3717 / DE Sub NWPC 08-IL07	N	15,280		
	<u>Pass-through entity total:</u>	<u>15,280</u>		
<u>Network for Earthquake Engineering Simulation</u>				
Cluster: 1R&D				
Fed Agency: US National Science Foundation (NSF)				
47.041 / A6000 / SBC NEES OMSA-2004	Y	1,054,977		
	<u>Pass-through entity total:</u>	<u>1,054,977</u>		
<u>Network of Illinois Learning Resources in</u>				
Cluster: Other Programs				
Fed Agency: Institute of Museum & Library Services (IMLS)				
45.307 / A3908 / IMLS NILRC RE-01-07-0036-07	N	89,041		
	<u>Pass-through entity total:</u>	<u>89,041</u>		
<u>Neupharma Inc</u>				
Cluster: 1R&D				
Fed Agency: US Department of Defense (DoD)				
12.000 / E6894 / Neupharma Inc	Y		200,374	
	<u>Pass-through entity total:</u>		<u>200,374</u>	
<u>New England Foundation for the Arts</u>				
Cluster: Other Programs				
Fed Agency: US National Endowment for the Arts (NEA)				
45.002 / A4700 / NEA NEFA 2006-5786	N	10,000		
	<u>Pass-through entity total:</u>	<u>10,000</u>		

New England Foundation for the Arts

FY08 SEFA Pass-through details

UNIVERSITY OF ILLINOIS
FY08 SCHEDULE OF EXPENDITURES OF FEDERAL AWARDS
Details for Pass-Through Federal Funding Received by UI as Subawardee and Funding Received from
Year Ended June 30, 2008

Pass-Through Entity

Cluster	Fed Agency	CFDA Number / UI Grant Code / Award Title	Major Program	Urbana	Chicago	Springfield
<u>New England Research Institute (NERI)</u>						
Cluster: 1R&D						
<i>Fed Agency: National Heart Lung & Blood Institute</i>						
	93.000	/ E6185 / New England Research Inst	Y		4,312	
					<u>Pass-through entity total:</u>	<u>4,312</u>
<u>New Jersey Institute of Technology</u>						
Cluster: 1R&D						
<i>Fed Agency: Air Force Office of Scientific Research (AFOSR)</i>						
	12.800	/ A3795 / AF Sub NJIT NP 992834	Y	20,422		
<i>Fed Agency: Army</i>						
	12.431	/ A5255 / Army Sub NJIT 992649	Y	49,982		
					<u>Pass-through entity total:</u>	<u>70,404</u>
<u>New Jersey Medical School</u>						
Cluster: 1R&D						
<i>Fed Agency: National Institutes of Health (NIH)</i>						
	93.837	/ E5620 / U of Med and Dent of NJ	Y		63,317	
	93.837	/ E6317 / UMDNJ NJ Medical School	Y		3,787	
	93.837	/ E8167 / NJ Med HI69020 - Dr. Vatner (MSB)	Y		138	
					<u>Pass-through entity total:</u>	<u>67,242</u>
<u>New Mexico Department of Game and Fish</u>						
Cluster: 1R&D						
<i>Fed Agency: US Fish & Wildlife</i>						
	15.608	/ B9198 / NM Game Fish 08-0516-0000-00039	Y	9,722		
					<u>Pass-through entity total:</u>	<u>9,722</u>

New Mexico Department of Game and Fish

FY08 SEFA Pass-through details

UNIVERSITY OF ILLINOIS
FY08 SCHEDULE OF EXPENDITURES OF FEDERAL AWARDS
Details for Pass-Through Federal Funding Received by UI as Subawardee and Funding Received from
Year Ended June 30, 2008

Pass-Through Entity

Cluster	Fed Agency	CFDA Number / UI Grant Code / Award Title	Major Program	Urbana	Chicago	Springf
<u>New Mexico State Univ</u>						
Cluster: 1R&D						
<i>Fed Agency: US Department of Interior</i>						
		15.000 / A7101 / CAL INT 2007-MDN2-18	Y	12,177		
Cluster: Other Programs						
<i>Fed Agency: United States Agency for International Development (AID)</i>						
		98.000 / A3830 / AID NMSU JS 2008-02758 ANTC	N	6,200		
				<u>Pass-through entity total:</u>	<u>18,377</u>	
<u>New York Academy of Medicine</u>						
Cluster: 1R&D						
<i>Fed Agency: Centers for Disease Control and Prevention (CDC)</i>						
		93.000 / E6084 / New York Academy Of Medicine	Y		12,000	
				<u>Pass-through entity total:</u>	<u>12,000</u>	
<u>New York State Museum Institute</u>						
Cluster: 1R&D						
<i>Fed Agency: US National Science Foundation (NSF)</i>						
		47.074 / A4838 / SBC NYSMI 05-29679	Y	38,199		
				<u>Pass-through entity total:</u>	<u>38,199</u>	
<u>New York Univ</u>						
Cluster: 1R&D						
<i>Fed Agency: National Institutes of Health (NIH)</i>						
		93.859 / E7248 / New York Univ 04-0050	Y		484	
<i>Fed Agency: US Department of Defense (DoD)</i>						
		12.300 / E6791 / New York University F5299-01	Y		42,603	
<i>Fed Agency: US Health & Human Services (HHS)</i>						
		93.393 / E7018 / New York Univ F5922-01	Y		31,614	
				<u>Pass-through entity total:</u>	<u>74,701</u>	

New York Univ

FY08 SEFA Pass-through details

UNIVERSITY OF ILLINOIS
FY08 SCHEDULE OF EXPENDITURES OF FEDERAL AWARDS
Details for Pass-Through Federal Funding Received by UI as Subawardee and Funding Received from
Year Ended June 30, 2008

Pass-Through Entity
Cluster

Fed Agency CFDA Number / UI Grant Code / Award Title	Major Program	Urbana	Chicago	Springf
<u>NextGen Aeronautics Inc</u>				
Cluster: 1R&D				
<i>Fed Agency: Air Force Office of Scientific Research (AFOSR)</i>				
12.800 / A4074 / AF Sub Nextgen 07-05	Y	29,984		
	<u>Pass-through entity total:</u>	<u>29,984</u>		
<u>NLight Corporation</u>				
Cluster: 1R&D				
<i>Fed Agency: Army</i>				
12.431 / A4752 / Army Sub nLight PO 61874	Y	846		
	<u>Pass-through entity total:</u>	<u>846</u>		
<u>North Carolina State Univ</u>				
Cluster: 1R&D				
<i>Fed Agency: Army</i>				
12.431 / A5767 / Army NCSU 2005-0725-02	Y	168,577		
<i>Fed Agency: US Department of Agriculture (USDA)</i>				
10.500 / A4216 / AG NCSU 2007-0376-41	Y	63,244		
<i>Fed Agency: US National Science Foundation (NSF)</i>				
47.074 / A3861 / SBC NCSU 2007-1465-01	Y	3,864		
47.074 / A5985 / SBC NCSU 2004-1146-01	Y	20,929		
47.074 / A6603 / SBC NCSU 2002-1664-02	Y	23,469		
<i>Fed Agency: USDA Agricultural Research Service (ARS)</i>				
10.206 / A5620 / AG NCSU 2004-1578-03	Y	48,382		
<i>Fed Agency: USDA Coop State Rsrch Educ & Ext Serv (CSREES)</i>				
10.500 / A4747 / AG NCSU 2006-0457-30	Y	10,716		
Cluster: Other Programs				
<i>Fed Agency: USDA Agricultural Research Service (ARS)</i>				
10.303 / A5674 / AG NCSU 2005-1763-01	N	10,572		

North Carolina State Univ

FY08 SEFA Pass-through details

UNIVERSITY OF ILLINOIS
FY08 SCHEDULE OF EXPENDITURES OF FEDERAL AWARDS
Details for Pass-Through Federal Funding Received by UI as Subawardee and Funding Received from
Year Ended June 30, 2008

Pass-Through Entity
Cluster

Fed Agency CFDA Number / UI Grant Code / Award Title	Major Program	Urbana	Chicago	Springf
<u>Pass-through entity total:</u>		<u>349,753</u>		
<u>Northeastern Univ MA</u>				
Cluster: 1R&D				
<i>Fed Agency: US National Science Foundation (NSF)</i>				
47.041 / E8337 / NE Univ PSY9722562	Y		865	
<u>Pass-through entity total:</u>			<u>865</u>	
<u>Northern California Institute for Research &</u>				
Cluster: 1R&D				
<i>Fed Agency: National Institutes of Health (NIH)</i>				
93.849 / E6530 / NCIRE 000984	Y		46,795	
<u>Pass-through entity total:</u>			<u>46,795</u>	
<u>Northern Illinois University</u>				
Cluster: 1R&D				
<i>Fed Agency: National Institutes of Health (NIH)</i>				
93.393 / A5664 / PHS Sub NIH 1 R21 CA114501-01	Y	4,588		
<i>Fed Agency: US Department of Defense (DoD)</i>				
12.000 / E6550 / NIU	Y		30,322	
<u>Pass-through entity total:</u>		<u>4,588</u>	<u>30,322</u>	
<u>Northrop Grumman Corp</u>				
Cluster: 1R&D				
<i>Fed Agency: US NASA</i>				
43.000 / E5976 / TASC/ 07-032T015	Y		12,175	
<u>Pass-through entity total:</u>			<u>12,175</u>	

Northrop Grumman Corp

FY08 SEFA Pass-through details

UNIVERSITY OF ILLINOIS
FY08 SCHEDULE OF EXPENDITURES OF FEDERAL AWARDS
Details for Pass-Through Federal Funding Received by UI as Subawardee and Funding Received from
Year Ended June 30, 2008

Pass-Through Entity
Cluster

Fed Agency CFDA Number / UI Grant Code / Award Title	Major Program	Urbana	Chicago	Springfield
<u>Northwestern University</u>				
Cluster: 1R&D				
<i>Fed Agency: Air Force Office of Scientific Research (AFOSR)</i>				
12.800 / A4486 / AF Sub NW 0650 350 W743 1404	Y	8,532		
<i>Fed Agency: Army</i>				
12.431 / E5941 / NWU 0650 300 N449 1415	Y		4,046	
<i>Fed Agency: Defense Advanced Research Projects Agency (DARPA)</i>				
12.910 / A5394 / DARPA Sub 0650 350 J400 1164	Y	117,828		
<i>Fed Agency: National Cancer Institute</i>				
93.000 / E5773 / NWU 0610370 C851	Y		34,906	
93.399 / E6470 / NWU 0600 370 C827 1225	Y		78,659	
<i>Fed Agency: National Heart Lung & Blood Institute</i>				
93.838 / E6581 / NU 0600 370 F061 1282	Y		1,429	
<i>Fed Agency: National Institute of Child Health & Human Development</i>				
93.865 / E6955 / Northwestern U 0600370L3441028	Y		5,833	
<i>Fed Agency: National Institutes of Health (NIH)</i>				
93.000 / A6069 / PHS Sub 0600 370 F615 989	Y	5,075		
93.000 / E5757 / Northwestern U 0610 370 HD60-UIC	Y		173,146	
93.000 / E8332 / Nw U N01-HC-95164/10	Y		21,993	
93.389 / E7484 / Northwestern U 0600 370 D312 770	Y		345	
93.399 / A5188 / PHS Sub 0600370C9061237	Y	-272		
93.399 / E5772 / NWU 1R01 CA12055 02A1	Y		39,686	
93.837 / E7020 / Northwestern U 0995370FF88970	Y		4,058	
93.839 / E7268 / Northwestern U 0600 370 F054 900	Y		12,300	
93.846 / E8121 / Nw U 0600 370 F146 187	Y		-20,347	
93.849 / E6918 / Northwestern U 0600370W5071059	Y		12,410	
93.849 / E6920 / Northwestern U 0600370W5071059	Y		33,076	
93.864 / E7449 / Northwestern U 0600 370 L306 805	Y		-1,891	

Northwestern University

FY08 SEFA Pass-through details

UNIVERSITY OF ILLINOIS
FY08 SCHEDULE OF EXPENDITURES OF FEDERAL AWARDS
Details for Pass-Through Federal Funding Received by UI as Subawardee and Funding Received from
Year Ended June 30, 2008

**Pass-Through Entity
Cluster**

Fed Agency

CFDA Number / UI Grant Code / Award Title

**Major
Program**

Urbana

Chicago

Springf

93.865 / E6125 / Northwestern U 0600 370 A567 1346	Y		201	
93.866 / E6592 / Northwestern U 0600 370 A585 1154	Y		30,442	
<i>Fed Agency: US Department of Transportation (DOT)</i>				
20.700 / E5507 / Northwestern PROJ0000667	Y		4,160	
<i>Fed Agency: US Health & Human Services (HHS)</i>				
93.000 / E5900 / NWU 0610-370-D325-1428	Y		387,280	
93.399 / E5633 / NWU 0600 370 C888 UIC	Y		68,696	
93.837 / E6899 / NWU 0980 370 D318 1127	Y		-2,501	
93.838 / E6795 / NWU 0980 370 Fj48 1065	Y		7	
93.839 / E7582 / Northwestern U 0600370F054732	Y		28,122	
93.849 / E6904 / Northwestern U 0600370W3061051	Y		8,006	
93.853 / E6535 / NWU 0600 370 G325 1202	Y		156,140	
93.866 / E6748 / NWU 0600 370 A564 1129	Y		269,609	
<i>Fed Agency: US National Science Foundation (NSF)</i>				
47.041 / A4891 / SBC NW 0830 520 N802 1336	Y	112,811		
47.041 / A7967 / SBC NWE0830-350-C630	Y	63,012		
47.041 / A8103 / SBC NW #830 520 N602	Y	-38		
47.076 / A4686 / SBC NW 0830 310 A600 1324	Y	54,117		
47.076 / A5961 / SBC NW #0830-350-NC18-1356	Y	169,519		
47.076 / A6077 / SBC 0830-310-A640-977	Y	19,182		
47.076 / E5655 / NWU PROJ0000504	Y		222,616	
47.076 / E6045 / Northwestern University	Y		-4,553	
47.076 / E6829 / Nwwestern 0830 310 A641 1025	Y		85,857	
47.079 / E5766 / NWU PROJ0000256	Y		66,970	
Cluster: Other Programs				
<i>Fed Agency: US Health & Human Services (HHS)</i>				
93.127 / E6873 / Northwestern U 0600370Q3261083	N		12,317	
	Pass-through entity total:	549,766	1,733,018	

Northwestern University

FY08 SEFA Pass-through details

UNIVERSITY OF ILLINOIS
FY08 SCHEDULE OF EXPENDITURES OF FEDERAL AWARDS
Details for Pass-Through Federal Funding Received by UI as Subawardee and Funding Received from
Year Ended June 30, 2008

Pass-Through Entity

Cluster	Fed Agency	CFDA Number / UI Grant Code / Award Title	Major Program	Urbana	Chicago	Springfield
<u>NPL Associates Inc</u>						
Cluster: 1R&D						
<i>Fed Agency: Air Force</i>						
		12.800 / A5432 / AF NPL 2005-04908	Y	34,286		
<i>Fed Agency: US Department of Energy (DOE)</i>						
		81.000 / A3752 / DOE NPL 2008-03164	Y	3,002		
				<u>Pass-through entity total:</u>	<u>37,288</u>	
<u>Nuvonyx Inc</u>						
Cluster: 1R&D						
<i>Fed Agency: Air Force</i>						
		12.800 / A4834 / AF Sub NUVONYX 2007-00253	Y	93,361		
				<u>Pass-through entity total:</u>	<u>93,361</u>	
<u>Ohio Dept of Alcohol and Drug Addiction Services</u>						
Cluster: Other Programs						
<i>Fed Agency: US Health & Human Services (HHS)</i>						
		93.959 / E5630 / Ohio Dept of Alc and Drug Addiction	N		15,000	
				<u>Pass-through entity total:</u>	<u>15,000</u>	
<u>Ohio State Univ</u>						
Cluster: 1R&D						
<i>Fed Agency: Army</i>						
		12.431 / A5568 / Army OSU 60005852/RF01038633	Y	17,051		
<i>Fed Agency: US NASA</i>						
		43.000 / A4530 / NASA OSU GRT00006188 60009518	Y	100,095		
				<u>Pass-through entity total:</u>	<u>117,146</u>	

Ohio State Univ

FY08 SEFA Pass-through details

UNIVERSITY OF ILLINOIS
FY08 SCHEDULE OF EXPENDITURES OF FEDERAL AWARDS
Details for Pass-Through Federal Funding Received by UI as Subawardee and Funding Received from
Year Ended June 30, 2008

Pass-Through Entity

Cluster	Fed Agency	CFDA Number / UI Grant Code / Award Title	Major Program	Urbana	Chicago	Springfield
<u>Ohio State Univ Research Foundation</u>						
Cluster: 1R&D						
<i>Fed Agency: National Institutes of Health (NIH)</i>						
	93.395 /	E5733 / PO RF01108501 PN 60014859	Y		122,474	
	93.865 /	A4874 / PHS Sub OSU 60011063-PO#RF01084820	Y	4,014		
<i>Fed Agency: US Environmental Protection Agency (EPA)</i>						
	66.512 /	A4575 / EPA OSU 60004377 RF01073868	Y	41,016		
<i>Fed Agency: US Health & Human Services (HHS)</i>						
	93.395 /	E5661 / OSURF RF01111566	Y		108,439	
<i>Fed Agency: US National Science Foundation (NSF)</i>						
	47.070 /	A3851 / SBC OHIO 60015391	Y	20,300		
	47.078 /	E6796 / Osu 60000263 Rf01025307	Y		64,071	
Cluster: Other Programs						
<i>Fed Agency: United States Agency for International Development (AID)</i>						
	98.012 /	A4302 / AID HED OSU 60009538	N	3,857		
<i>Fed Agency: US Dept of Commerce NOAA</i>						
	11.417 /	A5061 / COM OSURF RF01073927	N	13,479		
				<u>82,666</u>	<u>294,984</u>	
<u>Ohio Univ</u>						
Cluster: 1R&D						
<i>Fed Agency: US Environmental Protection Agency (EPA)</i>						
	66.000 /	A4818 / CAL EPA 2008-MDN2-65	Y	15,756		
				<u>15,756</u>		
<u>Oklahoma Medical Research Foundation</u>						
Cluster: 1R&D						
<i>Fed Agency: National Institutes of Health (NIH)</i>						
	93.866 /	E8242 / Oklahoma Med 4999346	Y		1,887	

Oklahoma Medical Research Foundation

FY08 SEFA Pass-through details

UNIVERSITY OF ILLINOIS
FY08 SCHEDULE OF EXPENDITURES OF FEDERAL AWARDS
Details for Pass-Through Federal Funding Received by UI as Subawardee and Funding Received from
Year Ended June 30, 2008

Pass-Through Entity

Cluster	Fed Agency	CFDA Number / UI Grant Code / Award Title	Major Program	Urbana	Chicago	Springfield
			<u>Pass-through entity total:</u>		<u>1,887</u>	
<u>Omega Optics Inc</u>						
Cluster: 1R&D						
<i>Fed Agency: US NASA</i>						
		43.000 / A4346 / NASA OMG UIUC-07-001	Y	39,719		
			<u>Pass-through entity total:</u>	<u>39,719</u>		
<u>Onconova Therapeutics Inc</u>						
Cluster: 1R&D						
<i>Fed Agency: National Institutes of Health (NIH)</i>						
		93.395 / E6886 / Onconova	Y		173	
			<u>Pass-through entity total:</u>		<u>173</u>	
<u>Oregon Health Sciences Univ</u>						
Cluster: 1R&D						
<i>Fed Agency: HRSA/BHPR/DADPHP (Health Resources and Services)</i>						
		93.000 / E6147 / OHSU PSC-2007-0141	Y			-8
<i>Fed Agency: National Institutes of Health (NIH)</i>						
		93.859 / E7650 / GBIMO0073A- Sponsored Proj	Y		212,830	
<i>Fed Agency: US Department of Education</i>						
		84.133 / E6855 / OHSU GCDRC0139AE - Fujiura	Y		5,315	
		84.133 / E6879 / OHSU - Rimmer	Y		10,228	
		84.133 / E6889 / OHSU GCDRCO139AC - Heller	Y		7,487	
			<u>Pass-through entity total:</u>		<u>235,852</u>	
<u>Oregon State University</u>						
Cluster: 1R&D						
<i>Fed Agency: US Department of Education</i>						
		84.305 / E5506 / Oregon St U ED124A-A	Y		16,705	
		84.305 / E6709 / Oregon State University ED103B-A	Y		85,130	

Oregon State University

FY08 SEFA Pass-through details

UNIVERSITY OF ILLINOIS
FY08 SCHEDULE OF EXPENDITURES OF FEDERAL AWARDS
Details for Pass-Through Federal Funding Received by UI as Subawardee and Funding Received from
Year Ended June 30, 2008

Pass-Through Entity
Cluster

Fed Agency CFDA Number / UI Grant Code / Award Title	Major Program	Urbana	Chicago	Springf
Cluster: Other Programs				
<i>Fed Agency: USDA Coop State Rsrch Educ & Ext Serv (CSREES)</i>				
10.000 / A4049 / AG OSU NO. C0357A-C	N	17,287		
	<u>Pass-through entity total:</u>	<u>17,287</u>	<u>101,835</u>	
 <u>Pacific Northwest Pollution Prevention Resource</u>				
Cluster: Other Programs				
<i>Fed Agency: US Environmental Protection Agency (EPA)</i>				
66.608 / A4796 / EPA Sub MEAS0604	N	8,730		
	<u>Pass-through entity total:</u>	<u>8,730</u>		
 <u>Parallel Consulting LLC</u>				
Cluster: 1R&D				
<i>Fed Agency: Army</i>				
12.431 / A4012 / Army sub Parallel 2008-004741	Y	27,299		
	<u>Pass-through entity total:</u>	<u>27,299</u>		
 <u>Pegasus Technical Services</u>				
Cluster: 1R&D				
<i>Fed Agency: US Environmental Protection Agency (EPA)</i>				
66.000 / E6041 / PEGSUB 00004	Y		90,490	
	<u>Pass-through entity total:</u>		<u>90,490</u>	
 <u>Pennatek LLC</u>				
Cluster: 1R&D				
<i>Fed Agency: US Department of Agriculture (USDA)</i>				
10.000 / A4096 / AG Pennatek 2007-33610-18091	Y	22,664		
	<u>Pass-through entity total:</u>	<u>22,664</u>		

Pennatek LLC

FY08 SEFA Pass-through details

UNIVERSITY OF ILLINOIS
FY08 SCHEDULE OF EXPENDITURES OF FEDERAL AWARDS
Details for Pass-Through Federal Funding Received by UI as Subawardee and Funding Received from
Year Ended June 30, 2008

Pass-Through Entity
Cluster

Fed Agency CFDA Number / UI Grant Code / Award Title	Major Program	Urbana	Chicago	Springfield
<u>Pennsylvania State Univ</u>				
Cluster: 1R&D				
<i>Fed Agency: National Institutes of Health (NIH)</i>				
93.393 / A7296 / PHS SUB PENN STATE	Y	-1,975		
<i>Fed Agency: US Department of Energy (DOE)</i>				
81.000 / A5518 / DOE PSU 3011-ULH-DOE-4423	Y	-4		
81.000 / A8623 / DOE PU 2406-UI-4423	Y	-4,328		
<i>Fed Agency: US National Science Foundation (NSF)</i>				
47.070 / E6902 / Pennsylvania St U 3061-UI-NSF-5402	Y		-351	
Cluster: Other Programs				
<i>Fed Agency: Defense Threat Reduction Agency (DTRA)</i>				
12.000 / A3871 / DTRA PSU 3516-UI-DTRA-0010	N	203,285		
		<u>Pass-through entity total:</u>	<u>196,978</u>	<u>-351</u>
<u>Pennsylvania State University</u>				
Cluster: 1R&D				
<i>Fed Agency: Army</i>				
12.431 / A6327 / Army PU 2777-UI-DOA-0178	Y	382,960		
<i>Fed Agency: Office of Naval Research (ONR)</i>				
12.300 / E7267 / Penn State Univ 2799-UI-ONR-0683	Y		66,534	
<i>Fed Agency: US National Science Foundation (NSF)</i>				
47.050 / A4843 / SBC PENN 3234-UI-NSF-2516	Y	11,813		
		<u>Pass-through entity total:</u>	<u>394,773</u>	<u>66,534</u>
<u>Petroleum Technology Transfer Council (PTTC)</u>				
Cluster: 1R&D				
<i>Fed Agency: US Department of Energy (DOE)</i>				
81.000 / A8520 / DOE PTTC	Y	4,068		
		<u>Pass-through entity total:</u>	<u>4,068</u>	

Petroleum Technology Transfer Council (PTTC)

FY08 SEFA Pass-through details

UNIVERSITY OF ILLINOIS
FY08 SCHEDULE OF EXPENDITURES OF FEDERAL AWARDS
Details for Pass-Through Federal Funding Received by UI as Subawardee and Funding Received from
Year Ended June 30, 2008

Pass-Through Entity

Cluster	Major Program	Urbana	Chicago	Springfield
Fed Agency CFDA Number / UI Grant Code / Award Title				
<u>Physical Sciences Inc</u>				
Cluster: 1R&D				
Fed Agency: Army				
12.431 / A3784 / Army Sub PSI 1567-44234	Y	61,075		
	<u>Pass-through entity total:</u>	<u>61,075</u>		
<u>Pillars</u>				
Cluster: 1R&D				
Fed Agency: Substance Abuse & Mental Health Services Admin (SAMHSA)				
93.104 / E5906 / PILLARS	Y		87,242	
Cluster: Other Programs				
Fed Agency: Substance Abuse & Mental Health Services Admin (SAMHSA)				
93.104 / E5618 / PILLARS SM54483 01	N		49,115	
	<u>Pass-through entity total:</u>		<u>136,357</u>	
<u>Pioneer Civic Services Corporation</u>				
Cluster: Other Programs				
Fed Agency: Housing & Urban Development (HUD)				
14.235 / E5820 / Pioneer Civic Services	N		47,072	
14.235 / E6202 / Pioneer Civic Services	N		9,452	
14.241 / E6374 / Pioneer Civic Services ILH050011	N		66,497	
	<u>Pass-through entity total:</u>		<u>123,021</u>	
<u>Pirouette Software</u>				
Cluster: 1R&D				
Fed Agency: US National Science Foundation (NSF)				
47.041 / E6087 / Pirouette Software	Y		624	
47.041 / E6099 / Pirouette Software Incorp	Y		650	
	<u>Pass-through entity total:</u>		<u>1,274</u>	

Pirouette Software

FY08 SEFA Pass-through details

UNIVERSITY OF ILLINOIS
FY08 SCHEDULE OF EXPENDITURES OF FEDERAL AWARDS
Details for Pass-Through Federal Funding Received by UI as Subawardee and Funding Received from
Year Ended June 30, 2008

Pass-Through Entity

Cluster	Major Program	Urbana	Chicago	Springfield
Fed Agency CFDA Number / UI Grant Code / Award Title				
<u>Portland State Univ</u>				
Cluster: 1R&D				
Fed Agency: US Environmental Protection Agency (EPA)				
66.500 / A6213 / EPA Sub PSU PIAF 020520	Y	-538		
Cluster: Other Programs				
Fed Agency: National Institutes of Health (NIH)				
93.618 / E7006 / Portland State U	N		159	
	<u>Pass-through entity total:</u>	<u>-538</u>	<u>159</u>	
<u>Positive Outcomes Inc</u>				
Cluster: 1R&D				
Fed Agency: Health Resources and Services Administration (HRSA)				
93.000 / G6685 / Positive Outcomes	Y		19,038	
	<u>Pass-through entity total:</u>		<u>19,038</u>	
<u>Princeton Univ</u>				
Cluster: 1R&D				
Fed Agency: US Department of Defense (DoD)				
12.800 / E5791 / Princeton University No. 00001441	Y		177,156	
	<u>Pass-through entity total:</u>		<u>177,156</u>	
<u>PSI CHI The National Honor Society in Psychology</u>				
Cluster: 1R&D				
Fed Agency: National Institute of Mental Health				
93.000 / E5812 / PSI CHI NHSP	Y		1,495	
	<u>Pass-through entity total:</u>		<u>1,495</u>	

PSI CHI The National Honor Society in Psychology

FY08 SEFA Pass-through details

UNIVERSITY OF ILLINOIS
FY08 SCHEDULE OF EXPENDITURES OF FEDERAL AWARDS
Details for Pass-Through Federal Funding Received by UI as Subawardee and Funding Received from
Year Ended June 30, 2008

Pass-Through Entity
Cluster

Fed Agency CFDA Number / UI Grant Code / Award Title	Major Program	Urbana	Chicago	Springf
<u>Purdue University</u>				
Cluster: 1R&D				
<i>Fed Agency: Institute of Museum & Library Services (IMLS)</i>				
45.307 / A3906 / IMLS PU 4112-21062	Y	33,088		
<i>Fed Agency: National Institute of Biomedical Imaging & Bioengineering</i>				
93.286 / A6815 / PHS Sub Purdue 511-1479-01	Y	42,791		
<i>Fed Agency: National Institutes of Health (NIH)</i>				
93.213 / A4448 / PHS SUB PURDUE 4102-17131	Y	82,672		
93.213 / A5072 / PHS Sub Purdue 511-1870-01	Y	-3,409		
93.393 / E6901 / Purdue Univ 511-1665-01	Y		377,864	
93.837 / E6475 / Purdue U 511-2000-01	Y		9,816	
<i>Fed Agency: US Department of Agriculture (USDA)</i>				
10.000 / A3735 / AG PU RB 2008-05596 ANTC	Y	28,161		
10.000 / A8675 / AG PU 590-2621-1	Y	-5,615		
10.001 / A4794 / AG PU 596-1124-01	Y	23,499		
10.500 / A4636 / AG PU 598-0474-01	Y	29,625		
<i>Fed Agency: US Department of Energy (DOE)</i>				
81.086 / E6107 / Purdue University 541-0578-01	Y		36,038	
81.087 / A5950 / DOE PU 541-0338-01	Y	-3,800		
<i>Fed Agency: US Health & Human Services (HHS)</i>				
93.399 / E6900 / Purdue University	Y		-31	
<i>Fed Agency: US National Science Foundation (NSF)</i>				
47.041 / A4213 / SBC Purdue 4101-19916	Y	352,161		
47.041 / A4836 / SBC Purdue 501-2188-01 SGER	Y	10,000		
47.041 / A6934 / SBC PU #501-1045-01	Y	40,774		
47.041 / A7928 / SBC PU#501-0791-01	Y	234,620		
47.049 / E7182 / Purdue University 501-1325-01	Y		74,642	
47.070 / A6196 / SBC PU #501-1388-01	Y	7,545		

Purdue University

FY08 SEFA Pass-through details

UNIVERSITY OF ILLINOIS
FY08 SCHEDULE OF EXPENDITURES OF FEDERAL AWARDS
Details for Pass-Through Federal Funding Received by UI as Subawardee and Funding Received from
Year Ended June 30, 2008

Pass-Through Entity

Cluster

Fed Agency

CFDA Number / UI Grant Code / Award Title

Major Program

Urbana

Chicago

Springf

Cluster: Other Programs

Fed Agency: US Dept of Commerce NOAA

11.417 / A5339 / COM Purdue 643-1953-01

N

117,476

Fed Agency: USDA Coop State Rsrch Educ & Ext Serv (CSREES)

10.200 / A4599 / AG PU 591-0783-01

N

18,510

Pass-through entity total:

1,008,098

498,329

Qualtech Systems Incorporated

Cluster: 1R&D

Fed Agency: Air Force

12.800 / A3859 / AF sub Qualtech QSI-DSC-07-014

Y

36,518

Pass-through entity total:

36,518

Quantum Applied Science and Research Inc

Cluster: Other Programs

Fed Agency: US Department of Homeland Security(USDHS)

97.000 / A3670 / DHS QUASAR 4854-UI

N

1,230

Pass-through entity total:

1,230

Rand Corporation

Cluster: 1R&D

Fed Agency: National Institutes of Health (NIH)

93.226 / E8122 / Rand Corp 3793

Y

-68

93.279 / E6630 / RAND PO 125439

Y

1,524

Fed Agency: US National Science Foundation (NSF)

47.075 / A6036 / SBC RAND #20050017

Y

53,270

Pass-through entity total:

53,270

1,456

Rand Corporation

FY08 SEFA Pass-through details

UNIVERSITY OF ILLINOIS
FY08 SCHEDULE OF EXPENDITURES OF FEDERAL AWARDS
Details for Pass-Through Federal Funding Received by UI as Subawardee and Funding Received from
Year Ended June 30, 2008

Pass-Through Entity

Cluster	Fed Agency	CFDA Number / UI Grant Code / Award Title	Major Program	Urbana	Chicago	Springfield
<u>Raytheon Company</u>						
Cluster: 1R&D						
<i>Fed Agency: Air Force Office of Scientific Research (AFOSR)</i>						
		12.000 / A5177 / AF Sub Raytheon 2600	Y	20,422		
				<u>Pass-through entity total:</u>	<u>20,422</u>	
<u>Regents of the University of California (Los Angeles)</u>						
Cluster: 1R&D						
<i>Fed Agency: National Institutes of Health (NIH)</i>						
		93.242 / A5694 / PHS Sub UCLA 0845GFC808	Y	110		
		93.866 / E7278 / Ucla 1558 G FC283	Y		11,843	
<i>Fed Agency: US Department of Energy (DOE)</i>						
		81.000 / E5837 / Regents U Of Calif 6825940	Y		10,000	
				<u>Pass-through entity total:</u>	<u>110</u>	<u>21,843</u>
<u>Regents of the University of California (San Diego)</u>						
Cluster: 1R&D						
<i>Fed Agency: National Institutes of Health (NIH)</i>						
		93.859 / A5940 / PHS Sub UCSD PO 10242924	Y	60,315		
<i>Fed Agency: US National Science Foundation (NSF)</i>						
		47.050 / A5759 / SBC UCSD P.O.#10246234	Y	53,069		
		47.050 / C6910 / CA ITI UCSD 10280643	Y	65,097		
		47.070 / E8074 / U Of Ca 10217953-008	Y		505,757	
				<u>Pass-through entity total:</u>	<u>178,481</u>	<u>505,757</u>
<u>Regents of the University of California (San Francisco)</u>						
Cluster: 1R&D						
<i>Fed Agency: US Health & Human Services (HHS)</i>						
		93.849 / E6176 / U of Cali-San Francisco 4511sc	Y		100,735	
				<u>Pass-through entity total:</u>	<u>100,735</u>	
<i>Regents of the University of California (San Francisco)</i>						

FY08 SEFA Pass-through details

UNIVERSITY OF ILLINOIS
FY08 SCHEDULE OF EXPENDITURES OF FEDERAL AWARDS
Details for Pass-Through Federal Funding Received by UI as Subawardee and Funding Received from
Year Ended June 30, 2008

Pass-Through Entity

Cluster	Fed Agency	CFDA Number / UI Grant Code / Award Title	Major Program	Urbana	Chicago	Springfield
<u>Regents of the University of California (Santa Cruz)</u>						
Cluster: 1R&D						
<i>Fed Agency: Army</i>						
		12.431 / A5700 / Army UC Santa Cruz S0176939	Y	123,709		
				<u>Pass-through entity total:</u>	<u>123,709</u>	
<u>Regents of the University of California Berkeley</u>						
Cluster: 1R&D						
<i>Fed Agency: Air Force Office of Scientific Research (AFOSR)</i>						
		12.800 / A4238 / AF Sub UCB SA5612-11559	Y	22,689		
		12.800 / A6278 / AF UCAL SA4455-32432PG	Y	103		
<i>Fed Agency: Army</i>						
		12.431 / A4460 / Army sub UCB SA5711-11687	Y	207,008		
<i>Fed Agency: Defense Advanced Research Projects Agency (DARPA)</i>						
		12.000 / A5097 / DARPA UCB 20043236	Y	221,237		
		12.000 / A6194 / DARPA UCB SA4472-32446	Y	96,426		
<i>Fed Agency: Navy</i>						
		12.300 / A4984 / Navy Sub UCB SA5310-11244	Y	73,214		
<i>Fed Agency: US Department of Defense (DoD)</i>						
		12.114 / C8559 / UCA MARCO 2003-DT-660 PO 838817	Y	432,891		
<i>Fed Agency: US Department of Energy (DOE)</i>						
		81.000 / A4634 / DOE LBNL 6810324	Y	5,223		
		81.000 / A6420 / DOE LBNL 6712530	Y	-9		
<i>Fed Agency: US NASA</i>						
		43.000 / A3644 / NASA UCB GS 2008-02771 ANTC	Y	1,702		
<i>Fed Agency: US National Science Foundation (NSF)</i>						
		47.000 / A4010 / SBC TR 2008-00858 ANTC	Y	2,773		
		47.074 / A4945 / SBC UCB SA5359-11291	Y	328,443		
		47.074 / A8175 / SBC UCSB SA3375PG NS	Y	-18,408		

Regents of the University of California Berkeley

FY08 SEFA Pass-through details

UNIVERSITY OF ILLINOIS
FY08 SCHEDULE OF EXPENDITURES OF FEDERAL AWARDS
Details for Pass-Through Federal Funding Received by UI as Subawardee and Funding Received from
Year Ended June 30, 2008

Pass-Through Entity
Cluster

Fed Agency

CFDA Number / UI Grant Code / Award Title

Major Program

Urbana

Chicago

Springfield

Cluster: Other Programs

Fed Agency: US Department of Education

84.000 / E6129 / National Writing Project-07-IL04

N

48,739

84.000 / E6130 / NWP Corporation

N

43,282

Pass-through entity total:

1,373,292

92,021

Regional Transportation Authority (RTA)

Cluster: 1R&D

Fed Agency: US Department of Transportation (DOT)

20.600 / F9489 / Rta A003643

Y

9,702

Pass-through entity total:

9,702

Rehabilitative Eng & Assistive Tech Soc of Nrth

Cluster: 1R&D

Fed Agency: US Department of Education

84.224 / E5689 / RESNA H224B050003

Y

24,759

84.224 / E6019 / RESNA

Y

10,735

84.224 / E6813 / Resna H224C030002

Y

15

84.224 / E7485 / Resna H224C03002

Y

514

Pass-through entity total:

36,023

Rehabilitation Institute of Chicago

Cluster: 1R&D

Fed Agency: US Department of Education

84.000 / E5552 / Rehabilitation Inst CC 03 80932

Y

8,616

84.000 / E5871 / Rehabilitation Inst Reseach Corp

Y

29,431

84.133 / E6552 / Rehabilitation Inst Rsch Corp

Y

21,914

84.133 / E6990 / Rehab Inst Research Corp 03 81502

Y

31,767

84.133 / E7011 / Rehab Institute - Linda Lovell

Y

43,558

84.133 / E7908 / CC# 03.80906 RIRC - ME Devitt

Y

47,202

Rehabilitation Institute of Chicago

FY08 SEFA Pass-through details

UNIVERSITY OF ILLINOIS
FY08 SCHEDULE OF EXPENDITURES OF FEDERAL AWARDS
Details for Pass-Through Federal Funding Received by UI as Subawardee and Funding Received from
Year Ended June 30, 2008

Pass-Through Entity

Cluster	Fed Agency	CFDA Number / UI Grant Code / Award Title	Major Program	Urbana	Chicago	Springfield
			<u>Pass-through entity total:</u>		<u>182,488</u>	
<u>Rensselaer Polytechnic Institute</u>						
Cluster: 1R&D						
<i>Fed Agency: US National Science Foundation (NSF)</i>						
	47.041 / A4698 /	SBC RENSSELAER A11739	Y	69,442		
	47.049 / A4550 /	SBC Rensselaer A11784	Y	57,156		
	47.049 / A4888 /	SBC RENSSELAER A11799	Y	715,019		
	47.049 / A8112 /	SBC RENSSELAR A11194	Y	2,058		
			<u>Pass-through entity total:</u>	<u>843,675</u>		
<u>Research Foundation for Mental Hygiene</u>						
Cluster: 1R&D						
<i>Fed Agency: National Institutes of Health (NIH)</i>						
	93.866 / E8149 /	R01 AG016381	Y		13,837	
			<u>Pass-through entity total:</u>		<u>13,837</u>	
<u>Research Foundation of SUNY</u>						
Cluster: 1R&D						
<i>Fed Agency: National Institutes of Health (NIH)</i>						
	93.849 / E7144 /	Research Foundation SUNY	Y		610	
<i>Fed Agency: US Environmental Protection Agency (EPA)</i>						
	66.000 / A7032 /	CAL EPA 2008-NTN1-25	Y	4,836		
			<u>Pass-through entity total:</u>	<u>4,836</u>	<u>610</u>	
<u>Research Triangle Institute</u>						
Cluster: 1R&D						
<i>Fed Agency: National Institute on Drug Abuse</i>						
	93.279 / E7765 /	Rsch Triangle Inst	Y		26	
<i>Fed Agency: US Environmental Protection Agency (EPA)</i>						
	66.000 / E5879 /	Rti International 6-340-0210114	Y		187,586	

Research Triangle Institute

FY08 SEFA Pass-through details

UNIVERSITY OF ILLINOIS
FY08 SCHEDULE OF EXPENDITURES OF FEDERAL AWARDS
Details for Pass-Through Federal Funding Received by UI as Subawardee and Funding Received from
Year Ended June 30, 2008

Pass-Through Entity

Cluster	Fed Agency	CFDA Number / UI Grant Code / Award Title	Major Program	Urbana	Chicago	Springf
					<u>187,612</u>	
<u>Rhode Island Hospital</u>						
Cluster: 1R&D						
<i>Fed Agency: National Institutes of Health (NIH)</i>						
	93.000 /	E5922 / Rhode Island Hospital	Y		-16,214	
	93.242 /	E8113 / Rhode Island 701-7185	Y		226,049	
					<u>209,835</u>	
<u>Rice Univ</u>						
Cluster: 1R&D						
<i>Fed Agency: Defense Advanced Research Projects Agency (DARPA)</i>						
	12.431 /	A4373 / DARPA Rice U R15834	Y	123,566		
<i>Fed Agency: US National Science Foundation (NSF)</i>						
	47.070 /	A4069 / SBC RICE R3A59 D & F	Y	13,990		
					<u>137,556</u>	
<u>RiverGlass Inc</u>						
Cluster: 1R&D						
<i>Fed Agency: Office of Naval Research (ONR)</i>						
	12.300 /	A3900 / Navy sub MW 2008-00506 ANTC	Y	33,496		
					<u>33,496</u>	
<u>Roswell Park Cancer Institute</u>						
Cluster: 1R&D						
<i>Fed Agency: National Institutes of Health (NIH)</i>						
	93.399 /	E6262 / Roswell Park Cancer Institute	Y		2,290	
					<u>2,290</u>	

Roswell Park Cancer Institute

FY08 SEFA Pass-through details

UNIVERSITY OF ILLINOIS
FY08 SCHEDULE OF EXPENDITURES OF FEDERAL AWARDS
Details for Pass-Through Federal Funding Received by UI as Subawardee and Funding Received from
Year Ended June 30, 2008

Pass-Through Entity

Cluster	Fed Agency	CFDA Number / UI Grant Code / Award Title	Major Program	Urbana	Chicago	Springfield
<u>Rush University Medical Center</u>						
Cluster: 1R&D						
<i>Fed Agency: National Institute of Diabetes & Digestive & Kidney Diseases</i>						
	93.849 /	E6974 / Rush Univ Medical Ctr	Y		-20,652	
<i>Fed Agency: National Institutes of Health (NIH)</i>						
	93.226 /	E6017 / Rush Univ Medical Center	Y		51,044	
	93.286 /	E7237 / Rush U Med Ctr 4 R33 EB003286	Y		1	
	93.310 /	E5453 / Rush Presbyterian St Lukes Med Ctr	Y		249,891	
	93.846 /	E5878 / Rush University MC AR048152	Y		193,081	
	93.849 /	E7365 / RP St Luke - L. Fondren 470 TOB	Y		-15,859	
	93.864 /	E8247 / Rush Med Hd040539-05S1	Y		54,427	
<i>Fed Agency: US Health & Human Services (HHS)</i>						
	93.846 /	E6013 / Rush-presbyterian St. Luke Med Ctr	Y		-123	
<i>Fed Agency: US National Science Foundation (NSF)</i>						
	47.077 /	E7718 / Rush Pres St Lukes - Dr. G. Bakris	Y		-27,317	
					<u>484,493</u>	
<u>Pass-through entity total:</u>						
<u>Rutgers Univ</u>						
Cluster: 1R&D						
<i>Fed Agency: US Health & Human Services (HHS)</i>						
	93.989 /	A6417 / PHS Sub Rutgers 1716	Y	180,348		
<i>Fed Agency: US National Science Foundation (NSF)</i>						
	47.050 /	E8142 / Rutgers 1338 PO-266086	Y		-20,412	
	47.074 /	E7451 / Rutgers U 1691 PO-S392374	Y		589	
					<u>-19,823</u>	
				<u>180,348</u>		
					<u>-19,823</u>	

Rutgers Univ

FY08 SEFA Pass-through details

UNIVERSITY OF ILLINOIS
FY08 SCHEDULE OF EXPENDITURES OF FEDERAL AWARDS
Details for Pass-Through Federal Funding Received by UI as Subawardee and Funding Received from
Year Ended June 30, 2008

Pass-Through Entity

Cluster

Fed Agency

CFDA Number / UI Grant Code / Award Title

**Major
Program**

Urbana

Chicago

Springf

SA Photonics

Cluster: 1R&D

Fed Agency: Army

12.431 / A4033 / Army sub SA Photonics 7033-UI0709

Y

22,000

Fed Agency: Office of Naval Research (ONR)

12.300 / A4225 / Navy Sub SAP 7030-UI0707

Y

18,000

Pass-through entity total:

40,000

Sandia National Lab

Cluster: 1R&D

Fed Agency: Sandia National Lab

81.000 / A3839 / DOE SNL 781560

Y

38,783

81.000 / A3862 / DOE SNL 776788

Y

32,963

81.000 / A3961 / DOE SNL 62043

Y

-29,393

81.000 / A4274 / DOE SNL 713280

Y

42,751

81.000 / A4278 / DOE SNL 692534

Y

42,000

81.000 / A4441 / DOE SNL 700067

Y

9,323

81.000 / A4454 / DOE SNL 679210

Y

21,913

81.000 / A4459 / DOE SNL 692311

Y

44,340

81.000 / A4465 / DOE SNL 691728

Y

110,072

81.000 / A4517 / DOE SNL 689385

Y

142,996

81.000 / A4601 / DOE SNL 658328

Y

106,149

81.000 / A4602 / DOE SNL 650632

Y

33,684

81.000 / A4606 / DOE SNL PECASE

Y

34,660

81.000 / A4642 / DOE SNL 658656

Y

21,462

81.000 / A5251 / DOE SNL 541065

Y

56,248

81.000 / A5949 / DOE SNL 386663

Y

31,180

81.000 / A5970 / DOE SNL 378467

Y

8,981

81.000 / A8903 / DOE SNL 30235

Y

-25,753

Sandia National Lab

FY08 SEFA Pass-through details

UNIVERSITY OF ILLINOIS
FY08 SCHEDULE OF EXPENDITURES OF FEDERAL AWARDS
Details for Pass-Through Federal Funding Received by UI as Subawardee and Funding Received from
Year Ended June 30, 2008

Pass-Through Entity
Cluster

Fed Agency

CFDA Number / UI Grant Code / Award Title

**Major
Program**

Urbana

Chicago

Springf

Cluster: Other Programs

Fed Agency: Sandia National Lab

81.000 / A4227 / DOE SNL ENGINEERING FELLOWSHIP	N	25,000		
81.000 / A4595 / DOE SNL 671096	N	115,738		
81.000 / A5978 / DOE SNL Fellowship - Matzen	N	26,147		
81.000 / A7128 / DOE SNL A0359	N	-2		

Pass-through entity total: 889,242

Santa Fe Institute

Cluster: 1R&D

Fed Agency: US National Science Foundation (NSF)

47.074 / A5334 / SBC SF-0526747 NSF	Y	283,568		
-------------------------------------	---	---------	--	--

Pass-through entity total: 283,568

Science Applications International Corporation

Cluster: 1R&D

Fed Agency: Air Force Office of Scientific Research (AFOSR)

12.000 / E7734 / Saic 4400075768	Y			70
12.800 / A4667 / AF Sub SAIC 4400137906	Y	82,675		
12.800 / A6414 / AF SAIC 4400085828	Y	40,996		

Pass-through entity total: 123,671 70

Scientific Software International Inc

Cluster: 1R&D

Fed Agency: National Institute of Mental Health

93.000 / E5524 / SSI N44MH32056	Y			28,623
---------------------------------	---	--	--	--------

Pass-through entity total: 28,623

Scientific Software International Inc

FY08 SEFA Pass-through details

UNIVERSITY OF ILLINOIS
FY08 SCHEDULE OF EXPENDITURES OF FEDERAL AWARDS
Details for Pass-Through Federal Funding Received by UI as Subawardee and Funding Received from
Year Ended June 30, 2008

Pass-Through Entity
Cluster

Fed Agency CFDA Number / UI Grant Code / Award Title	Major Program	Urbana	Chicago	Springf
<u>Semprius Incorporated</u>				
Cluster: 1R&D				
Fed Agency: Air Force				
12.800 / A3686 / AF Sub Semprius 2008-03941	Y	5,573		
	<u>Pass-through entity total:</u>	<u>5,573</u>		
<u>Shaw Environmental Inc</u>				
Cluster: 1R&D				
Fed Agency: US Department of Defense (DoD)				
12.000 / E6749 / Shaw Environmental Inc P.O. 104625	Y		37,641	
	<u>Pass-through entity total:</u>		<u>37,641</u>	
<u>Simbex LLC</u>				
Cluster: 1R&D				
Fed Agency: National Institutes of Health (NIH)				
93.866 / E6194 / Simbex	Y		27,225	
	<u>Pass-through entity total:</u>		<u>27,225</u>	
<u>Sleepy Hollow Farm</u>				
Cluster: 1R&D				
Fed Agency: US Department of Agriculture (USDA)				
10.000 / E7075 / Sleepy Hollow Farm	Y		23,929	
	<u>Pass-through entity total:</u>		<u>23,929</u>	
<u>Smartronix Inc</u>				
Cluster: 1R&D				
Fed Agency: Navy				
12.300 / A5414 / Navy Smartronix SMX-05-2016-IL	Y	242,581		
	<u>Pass-through entity total:</u>	<u>242,581</u>		

Smartronix Inc

UNIVERSITY OF ILLINOIS
FY08 SCHEDULE OF EXPENDITURES OF FEDERAL AWARDS
Details for Pass-Through Federal Funding Received by UI as Subawardee and Funding Received from
Year Ended June 30, 2008

Pass-Through Entity

Cluster	Major Program	Urbana	Chicago	Springf
Fed Agency				
CFDA Number / UI Grant Code / Award Title				
<u>SmartSpark Energy Systems Inc</u>				
Cluster: 1R&D				
<i>Fed Agency: US National Science Foundation (NSF)</i>				
47.041 / A4342 / SBC SmartSpark Energy Sys 0712498	Y	56,904		
47.041 / A4417 / SBC SmartSpark Energy Sys 0712529	Y	47,952		
	<u>Pass-through entity total:</u>	<u>104,856</u>		
<u>Society for Industrial & Applied Mathematics</u>				
Cluster: Other Programs				
<i>Fed Agency: US Department of Energy (DOE)</i>				
81.000 / A5349 / DOE SIAM 2006-01146	N	2,416		
	<u>Pass-through entity total:</u>	<u>2,416</u>		
<u>Society of General Internal Medicine</u>				
Cluster: 1R&D				
<i>Fed Agency: Centers for Disease Control and Prevention (CDC)</i>				
93.000 / E5720 / Society of General Internal Medicin	Y		39,787	
	<u>Pass-through entity total:</u>		<u>39,787</u>	
<u>Southern Illinois University Carbondale (SIU)</u>				
Cluster: 1R&D				
<i>Fed Agency: US Department of Energy (DOE)</i>				
81.000 / A5977 / DOE SIUC 05-13	Y	1,274		
<i>Fed Agency: US National Science Foundation (NSF)</i>				
47.041 / A4148 / SBC SIU 08-11	Y	34,467		
	<u>Pass-through entity total:</u>	<u>35,741</u>		

Southern Illinois University Carbondale (SIU)

FY08 SEFA Pass-through details

UNIVERSITY OF ILLINOIS
FY08 SCHEDULE OF EXPENDITURES OF FEDERAL AWARDS
Details for Pass-Through Federal Funding Received by UI as Subawardee and Funding Received from
Year Ended June 30, 2008

Pass-Through Entity

Cluster	Fed Agency	CFDA Number / UI Grant Code / Award Title	Major Program	Urbana	Chicago	Springfield
<u>Southern Polytechnic State University</u>						
Cluster: 1R&D						
<i>Fed Agency: US Department of Transportation (DOT)</i>						
20.200 / A4016 / DOT Sub SPR00-0008-00(632)						
			Y	28,624		
			<u>Pass-through entity total:</u>		<u>28,624</u>	
<u>Southern Research Institute</u>						
Cluster: 1R&D						
<i>Fed Agency: National Institutes of Health (NIH)</i>						
93.000 / E5909 / Southern Research Institute						
			Y		218,103	
			<u>Pass-through entity total:</u>		<u>218,103</u>	
<u>Southside Health Consortium</u>						
Cluster: 1R&D						
<i>Fed Agency: National Institutes of Health (NIH)</i>						
93.393 / E8358 / Southside Health						
			Y		106	
			<u>Pass-through entity total:</u>		<u>106</u>	
<u>Space Telescope Science Institute</u>						
Cluster: 1R&D						
<i>Fed Agency: US NASA</i>						
43.000 / A4823 / NASA HST-AR-1094201-A						
			Y	12,377		
Cluster: Other Programs						
<i>Fed Agency: US NASA</i>						
43.000 / A4044 / NASA HST-ED-90307.02-A						
			N	611		
			<u>Pass-through entity total:</u>		<u>12,988</u>	

Space Telescope Science Institute

FY08 SEFA Pass-through details

UNIVERSITY OF ILLINOIS
FY08 SCHEDULE OF EXPENDITURES OF FEDERAL AWARDS
Details for Pass-Through Federal Funding Received by UI as Subawardee and Funding Received from
Year Ended June 30, 2008

Pass-Through Entity

Cluster	Major Program	Urbana	Chicago	Springfield
Fed Agency CFDA Number / UI Grant Code / Award Title				
<u>Special Olympics International</u>				
Cluster: 1R&D				
<i>Fed Agency: Centers for Disease Control and Prevention (CDC)</i>				
93.000 / E6062 / Special Olympics International	Y		3,511	
	<u>Pass-through entity total:</u>		<u>3,511</u>	
<u>Springfield Unit District 186</u>				
Cluster: 1R&D				
<i>Fed Agency: US Department of Education</i>				
84.287 / D8261 / ISBE SPRGFLD 186 4 Sites FY07	Y	2,891		
84.287 / D8267 / ISBE SPRGFLD 186 04-115 06-07	Y	1,164		
84.287 / D8469 / ISBE SPRGFLD 186 4Sites FY06	Y	-46		
84.287 / D8473 / ISBE SPRGFLD 186 FY06	Y	2,389		
	<u>Pass-through entity total:</u>		<u>6,398</u>	
<u>SRI International</u>				
Cluster: 1R&D				
<i>Fed Agency: Defense Advanced Research Projects Agency (DARPA)</i>				
12.000 / A4423 / DARPA SRI 27-001253	Y	242,667		
<i>Fed Agency: US National Science Foundation (NSF)</i>				
47.050 / A6737 / SBC SRI #59-000095	Y	-9,609		
	<u>Pass-through entity total:</u>		<u>233,058</u>	
<u>St Louis University</u>				
Cluster: 1R&D				
<i>Fed Agency: National Institute of Allergy & Infectious Diseases</i>				
93.000 / E7700 / St Louis U 208141-039	Y		195,302	
	<u>Pass-through entity total:</u>		<u>195,302</u>	

St Louis University

UNIVERSITY OF ILLINOIS
FY08 SCHEDULE OF EXPENDITURES OF FEDERAL AWARDS
Details for Pass-Through Federal Funding Received by UI as Subawardee and Funding Received from
Year Ended June 30, 2008

Pass-Through Entity
Cluster

Fed Agency CFDA Number / UI Grant Code / Award Title	Major Program	Urbana	Chicago	Springf
<u>Stanford University</u>				
Cluster: 1R&D				
<i>Fed Agency: Army</i>				
12.431 / A4669 / Army Sub Stanford 1882430-37362-B	Y	255,871		
<i>Fed Agency: Army Research Office (ARO)</i>				
12.431 / A6914 / Army Stanford 10062400-28000-E	Y	236,058		
<i>Fed Agency: US Department of Energy (DOE)</i>				
81.000 / A4828 / DOE SU SLAC-64377	Y	34,859		
<i>Fed Agency: US NASA</i>				
43.000 / A4476 / NASA STF 19376500-37447-A	Y	33,087		
43.000 / A4477 / NASA Stanford 19996790-37431-A	Y	31,254		
<i>Fed Agency: US National Science Foundation (NSF)</i>				
47.041 / A5391 / SBC Stanford 16045120-35022A	Y	154,728		
		<u>Pass-through entity total:</u>	<u>745,857</u>	
<u>Starfire Industries LLC</u>				
Cluster: 1R&D				
<i>Fed Agency: Air Force Office of Scientific Research (AFOSR)</i>				
12.800 / A3975 / AF Sub Starfire 2008-00237	Y	12,287		
		<u>Pass-through entity total:</u>	<u>12,287</u>	
<u>State of Arizona</u>				
Cluster: Other Programs				
<i>Fed Agency: United States Agency for International Development (AID)</i>				
98.000 / A8633 / AID AZ Y772861	N	182,309		
<i>Fed Agency: US National Science Foundation (NSF)</i>				
47.076 / E7206 / University Of Arizona Y410676	N		516,258	
		<u>Pass-through entity total:</u>	<u>182,309</u>	<u>516,258</u>

State of Arizona

FY08 SEFA Pass-through details

UNIVERSITY OF ILLINOIS
FY08 SCHEDULE OF EXPENDITURES OF FEDERAL AWARDS
Details for Pass-Through Federal Funding Received by UI as Subawardee and Funding Received from
Year Ended June 30, 2008

Pass-Through Entity
Cluster

Fed Agency CFDA Number / UI Grant Code / Award Title	Major Program	Urbana	Chicago	Springf
<u>State of Louisiana</u>				
Cluster: 1R&D				
Fed Agency: US Health & Human Services (HHS)				
93.000 / F9261 / State of Louisiana DHH	Y		20,155	
	<u>Pass-through entity total:</u>		<u>20,155</u>	
<u>State of Maine</u>				
Cluster: 1R&D				
Fed Agency: US Environmental Protection Agency (EPA)				
66.000 / A8735 / CAL EPA 2007-MDN2-40	Y	52,740		
66.000 / A8736 / CAL EPA 2007-NTN1-44	Y	24,891		
	<u>Pass-through entity total:</u>		<u>77,631</u>	
<u>State of Ohio</u>				
Cluster: 1R&D				
Fed Agency: US Department of Energy (DOE)				
81.000 / A3840 / DOE ODOD CMDD 08-003	Y	25,413		
Cluster: Other Programs				
Fed Agency: US Department of Energy (DOE)				
81.000 / E6198 / State of Ohio 06-43	N		-98	
	<u>Pass-through entity total:</u>		<u>25,413</u>	<u>-98</u>
<u>State of South Carolina</u>				
Cluster: 1R&D				
Fed Agency: US Environmental Protection Agency (EPA)				
66.000 / A7022 / CAL EPA 2007-NTN1-53	Y	3,367		
	<u>Pass-through entity total:</u>		<u>3,367</u>	

State of South Carolina

FY08 SEFA Pass-through details

UNIVERSITY OF ILLINOIS
FY08 SCHEDULE OF EXPENDITURES OF FEDERAL AWARDS
Details for Pass-Through Federal Funding Received by UI as Subawardee and Funding Received from
Year Ended June 30, 2008

Pass-Through Entity

Cluster	Fed Agency	CFDA Number / UI Grant Code / Award Title	Major Program	Urbana	Chicago	Springfield
<u>State of Utah</u>						
Cluster: 1R&D						
Fed Agency: US Bureau of Reclamation						
	15.000 /	A3899 / INT Sub State of UT 081865	Y	13,488		
Cluster: Other Programs						
Fed Agency: US Environmental Protection Agency (EPA)						
	66.600 /	B9242 / CAL - Utah DEQ MDN2-90	N	4,749		
			<u>Pass-through entity total:</u>	<u>18,237</u>		
<u>State of Wisconsin</u>						
Cluster: 1R&D						
Fed Agency: US Environmental Protection Agency (EPA)						
	66.000 /	E7909 / St Of Wisc Dhfs- Attn W. Otto	Y		284	
			<u>Pass-through entity total:</u>		<u>284</u>	
<u>State Univ of New York - Buffalo</u>						
Cluster: 1R&D						
Fed Agency: US Environmental Protection Agency (EPA)						
	66.509 /	A5050 / EPA Sub SUNY R396244	Y	51,766		
Fed Agency: US National Science Foundation (NSF)						
	47.041 /	A4638 / SBC SUNY MCEER R442397	Y	1,288		
			<u>Pass-through entity total:</u>	<u>53,054</u>		
<u>State University College at Oswego</u>						
Cluster: 1R&D						
Fed Agency: US Environmental Protection Agency (EPA)						
	66.000 /	A7031 / CAL EPA 2007-NTN1-26	Y	449		
			<u>Pass-through entity total:</u>	<u>449</u>		

State University College at Oswego

UNIVERSITY OF ILLINOIS
FY08 SCHEDULE OF EXPENDITURES OF FEDERAL AWARDS
Details for Pass-Through Federal Funding Received by UI as Subawardee and Funding Received from
Year Ended June 30, 2008

Pass-Through Entity

Cluster	Major Program	Urbana	Chicago	Springf
Fed Agency CFDA Number / UI Grant Code / Award Title				
<u>State University of New York(SUNY)</u>				
Cluster: 1R&D				
<i>Fed Agency: US National Science Foundation (NSF)</i>				
47.050 / A4114 / SBC SUNY #43862	Y	29,519		
47.050 / A8037 / SBC SUNY #1025099	Y	15,909		
	<u>Pass-through entity total:</u>	<u>45,428</u>		
<u>Stress Photonics</u>				
Cluster: 1R&D				
<i>Fed Agency: US National Science Foundation (NSF)</i>				
47.041 / A5964 / SBC STRESS NSF 0450604	Y	6,205		
	<u>Pass-through entity total:</u>	<u>6,205</u>		
<u>Suburban Area Agency on Aging</u>				
Cluster: Other Programs				
<i>Fed Agency: Administration on Aging (AOA)</i>				
93.043 / E6128 / Medication Monitoring & Safety B888	N		27,656	
	<u>Pass-through entity total:</u>		<u>27,656</u>	
<u>Sunny BioDiscovery Inc</u>				
Cluster: 1R&D				
<i>Fed Agency: National Institutes of Health (NIH)</i>				
93.866 / E5515 / Sunny BioDiscovery Inc	Y		4,055	
	<u>Pass-through entity total:</u>		<u>4,055</u>	
<u>SVT Associates Inc</u>				
Cluster: Other Programs				
<i>Fed Agency: Argonne National Lab</i>				
81.000 / A3896 / DOE ANL DC 2008-02455 ANTC	N	92,932		
<i>Fed Agency: Army Research Office (ARO)</i>				

SVT Associates Inc

FY08 SEFA Pass-through details

UNIVERSITY OF ILLINOIS
FY08 SCHEDULE OF EXPENDITURES OF FEDERAL AWARDS
Details for Pass-Through Federal Funding Received by UI as Subawardee and Funding Received from
Year Ended June 30, 2008

Pass-Through Entity

Cluster

Fed Agency

CFDA Number / UI Grant Code / Award Title

Major Program

Urbana

Chicago

Springf

12.431 / A4908 / ARMY TTA SVT 2007-00548

N

93,346

Pass-through entity total:

186,278

Synthecon Inc

Cluster: 1R&D

Fed Agency: National Institute of Diabetes & Digestive & Kidney Diseases

93.847 / E5549 / Synthecon Inc

Y

24,513

Pass-through entity total:

24,513

Syracuse University

Cluster: 1R&D

Fed Agency: Institute of Museum & Library Services (IMLS)

45.313 / A4649 / IMLS SU 21705-01343-S01

Y

142,277

Fed Agency: US Department of Education

84.133 / A5161 / DE Sub Syracuse 21625-01300 S03

Y

179,825

Fed Agency: US Environmental Protection Agency (EPA)

66.000 / A8748 / CAL EPA 2008-MDN2-28

Y

9,157

Pass-through entity total:

331,259

TASC Inc

Cluster: 1R&D

Fed Agency: US NASA

43.000 / E5538 / TASC INC 7500026802

Y

18,629

43.000 / E5560 / Tasc Inc-Task Order 7500026802

Y

20,181

43.000 / E5975 / TASC Incorporated

Y

8,823

Pass-through entity total:

47,633

Teachers College

Cluster: 1R&D

Fed Agency: National Institutes of Health (NIH)

93.865 / A5364 / PHS Sub OSP 512138

Y

61,135

Teachers College

FY08 SEFA Pass-through details

UNIVERSITY OF ILLINOIS
FY08 SCHEDULE OF EXPENDITURES OF FEDERAL AWARDS
Details for Pass-Through Federal Funding Received by UI as Subawardee and Funding Received from
Year Ended June 30, 2008

Pass-Through Entity

Cluster	Fed Agency	CFDA Number / UI Grant Code / Award Title	Major Program	Urbana	Chicago	Springfield
				<u>Pass-through entity total:</u>	<u>61,135</u>	
<u>TechniScan Inc</u>						
Cluster: 1R&D						
Fed Agency: <i>National Institutes of Health (NIH)</i>						
		93.000 / A3889 / PHS MO 2006-00442 ANTC	Y	13,478		
				<u>Pass-through entity total:</u>	<u>13,478</u>	
<u>Tekion Inc</u>						
Cluster: 1R&D						
Fed Agency: <i>Army</i>						
		12.431 / A4659 / Army Sub Tekion 2007-00945	Y	-122		
				<u>Pass-through entity total:</u>	<u>-122</u>	
<u>Temple University</u>						
Cluster: 1R&D						
Fed Agency: <i>National Institutes of Health (NIH)</i>						
		93.173 / E5905 / Temple University 36-0906-181	Y		44,884	
		93.389 / E6928 / Temple U	Y		-206	
		93.866 / E6093 / Temple U 36-0906-171	Y		48,188	
				<u>Pass-through entity total:</u>	<u>92,866</u>	
<u>Tennessee Department of Children's Services</u>						
Cluster: Other Programs						
Fed Agency: <i>US Health & Human Services (HHS)</i>						
		93.000 / B9294 / Tenn DCS GR0618491	N	145,806		
				<u>Pass-through entity total:</u>	<u>145,806</u>	

Tennessee Department of Children's Services

FY08 SEFA Pass-through details

UNIVERSITY OF ILLINOIS
FY08 SCHEDULE OF EXPENDITURES OF FEDERAL AWARDS
Details for Pass-Through Federal Funding Received by UI as Subawardee and Funding Received from
Year Ended June 30, 2008

Pass-Through Entity
Cluster

Fed Agency CFDA Number / UI Grant Code / Award Title	Major Program	Urbana	Chicago	Springf
<u>Texas A&M University</u>				
Cluster: 1R&D				
<i>Fed Agency: Air Force Office of Scientific Research (AFOSR)</i>				
12.800 / A6486 / AF TAMU 21744	Y	128,347		
<i>Fed Agency: National Institutes of Health (NIH)</i>				
93.286 / A4568 / PHS Sub TAMU 36261	Y	12,839		
<i>Fed Agency: US Department of Agriculture (USDA)</i>				
10.217 / A4708 / AG TAMU 570353	Y	-2,208		
<i>Fed Agency: US Department of Energy (DOE)</i>				
81.121 / E5728 / Texas A and M University A0312	Y		51,755	
Cluster: Other Programs				
<i>Fed Agency: US Department of Agriculture (USDA)</i>				
10.001 / A4333 / CAL AG 2008-NTN1-68 TX43	N	4,092		
		<u>Pass-through entity total:</u>	<u>143,070</u>	<u>51,755</u>
<u>Texas Parks & Wildlife</u>				
Cluster: 1R&D				
<i>Fed Agency: US Department of Interior</i>				
15.000 / A5770 / INT TPWD 146766	Y	2,504		
15.000 / A5792 / INT TPWD 146760	Y	-26		
		<u>Pass-through entity total:</u>	<u>2,478</u>	
<u>Texas Tech University</u>				
Cluster: 1R&D				
<i>Fed Agency: Office of Naval Research (ONR)</i>				
12.300 / A4786 / Navy Sub TTU 1303/C555-01	Y	47,169		
<i>Fed Agency: US National Science Foundation (NSF)</i>				
47.050 / A8113 / SBC TX T1316/1426-01	Y	6,988		
		<u>Pass-through entity total:</u>	<u>54,157</u>	

Texas Tech University

FY08 SEFA Pass-through details

UNIVERSITY OF ILLINOIS
FY08 SCHEDULE OF EXPENDITURES OF FEDERAL AWARDS
Details for Pass-Through Federal Funding Received by UI as Subawardee and Funding Received from
Year Ended June 30, 2008

Pass-Through Entity

Cluster	Fed Agency	CFDA Number / UI Grant Code / Award Title	Major Program	Urbana	Chicago	Springfield
<u>The Cabrini Green Local Advisory Council</u>						
Cluster: Other Programs						
<i>Fed Agency: Housing & Urban Development (HUD)</i>						
		14.850 / F9384 / Cabrini-Green II0002	N		11,508	
					<u>Pass-through entity total:</u>	<u>11,508</u>
<u>The National Great Rivers Research and Education</u>						
Cluster: 1R&D						
<i>Fed Agency: US Department of Education</i>						
		84.000 / A5454 / DE Sub NGRREC Schneider	Y	2,856		
		84.000 / A6803 / DE Sub NGRREC Rolfe	Y	217,218		
					<u>Pass-through entity total:</u>	<u>220,074</u>
<u>The Night Ministry</u>						
Cluster: 1R&D						
<i>Fed Agency: US Health & Human Services (HHS)</i>						
		93.000 / G6525 / The Night Ministry	Y		10,800	
					<u>Pass-through entity total:</u>	<u>10,800</u>
<u>The Population Council</u>						
Cluster: 1R&D						
<i>Fed Agency: National Institutes of Health (NIH)</i>						
		93.865 / A3757 / PHS SUB PC 4861-4863-4865	Y	70,383		
					<u>Pass-through entity total:</u>	<u>70,383</u>
<u>The Shodor Education Foundation Inc</u>						
Cluster: 1R&D						
<i>Fed Agency: US National Science Foundation (NSF)</i>						
		47.076 / A5866 / SBC SHODOR 640-4	Y	4,530		
					<u>Pass-through entity total:</u>	<u>4,530</u>

The Shodor Education Foundation Inc

FY08 SEFA Pass-through details

UNIVERSITY OF ILLINOIS
FY08 SCHEDULE OF EXPENDITURES OF FEDERAL AWARDS
Details for Pass-Through Federal Funding Received by UI as Subawardee and Funding Received from
Year Ended June 30, 2008

Pass-Through Entity

Cluster	Fed Agency	CFDA Number / UI Grant Code / Award Title	Major Program	Urbana	Chicago	Springfield
<u>Tri-County Regional Planning Commission</u>						
Cluster: 1R&D						
<i>Fed Agency: US Environmental Protection Agency (EPA)</i>						
66.480 / A4271 / EPA Sub TCRPC 2008-208			Y	5,000		
				<u>Pass-through entity total:</u>	<u>5,000</u>	
<u>Triton Systems Inc</u>						
Cluster: 1R&D						
<i>Fed Agency: Army</i>						
12.431 / A5000 / ARMY Sub TSI TSI-2270-06-75155			Y	102,451		
				<u>Pass-through entity total:</u>	<u>102,451</u>	
<u>Tufts University</u>						
Cluster: 1R&D						
<i>Fed Agency: US Health & Human Services (HHS)</i>						
93.846 / E5590 / Tufts Univ HS2209			Y		79,090	
				<u>Pass-through entity total:</u>	<u>79,090</u>	
<u>UES Inc</u>						
Cluster: 1R&D						
<i>Fed Agency: Army</i>						
12.431 / A4542 / Army Sub UES P783 S-783-000-003			Y	8,305		
<i>Fed Agency: Office of Naval Research (ONR)</i>						
12.300 / A4015 / Navy sub UES S-828-000-001			Y	26,000		
<i>Fed Agency: US National Science Foundation (NSF)</i>						
47.041 / A4415 / SBC UES #P813-000-001			Y	48,634		
Cluster: Other Programs						
<i>Fed Agency: US National Science Foundation (NSF)</i>						
47.041 / A4273 / SBC UES PO#813-000-001			Y	10,409		
				<u>Pass-through entity total:</u>	<u>93,348</u>	

UES Inc

FY08 SEFA Pass-through details

UNIVERSITY OF ILLINOIS
FY08 SCHEDULE OF EXPENDITURES OF FEDERAL AWARDS
Details for Pass-Through Federal Funding Received by UI as Subawardee and Funding Received from
Year Ended June 30, 2008

Pass-Through Entity

Cluster	Fed Agency	CFDA Number / UI Grant Code / Award Title	Major Program	Urbana	Chicago	Springfield
<u>United Tribes Technical College</u>						
Cluster: 1R&D						
<i>Fed Agency: USDA Agricultural Research Service (ARS)</i>						
		10.000 / A5416 / AG UTTC MAL	Y	19,108		
				<u>Pass-through entity total:</u>	<u>19,108</u>	
<u>Univ of Texas Hlth Science Ctr @ SA</u>						
Cluster: 1R&D						
<i>Fed Agency: National Institute of Neurological Disorders & Stroke</i>						
		93.853 / E6549 / U TX Hlth Sci Ctr SA 121279 120243	Y		-814	
				<u>Pass-through entity total:</u>	<u>-814</u>	
<u>Universities Space Research Association (USRA)</u>						
Cluster: 1R&D						
<i>Fed Agency: Goddard Space Flight Center</i>						
		43.000 / A6271 / NASA USAR 05121-03	Y	-750		
<i>Fed Agency: US NASA</i>						
		43.000 / E5556 / Univ Space Res Ass 2145-03	Y		9,800	
				<u>Pass-through entity total:</u>	<u>-750</u>	<u>9,800</u>
<u>University of Alabama @ Birmingham</u>						
Cluster: 1R&D						
<i>Fed Agency: National Institutes of Health (NIH)</i>						
		93.853 / A4313 / PHS Sub UAB 001	Y	35,687		
				<u>Pass-through entity total:</u>	<u>35,687</u>	
<u>University of Alaska - Fairbanks</u>						
Cluster: 1R&D						
<i>Fed Agency: US Department of Agriculture (USDA)</i>						
		10.200 / A4439 / AG UAF 07-0080	Y	33,272		

University of Alaska - Fairbanks

FY08 SEFA Pass-through details

UNIVERSITY OF ILLINOIS
FY08 SCHEDULE OF EXPENDITURES OF FEDERAL AWARDS
Details for Pass-Through Federal Funding Received by UI as Subawardee and Funding Received from
Year Ended June 30, 2008

Pass-Through Entity

Cluster

Fed Agency

CFDA Number / UI Grant Code / Award Title

Major Program

Urbana

Chicago

Springf

10.200 / A4536 / AG UAF 07-0078

Y

103,298

10.200 / A5233 / AG UAF 06-0064

Y

39,355

Fed Agency: US National Science Foundation (NSF)

47.078 / A4675 / SBC UAF 07-0026

Y

-9,308

Pass-through entity total:

166,617

University of Alaska - Southeast

Cluster: 1R&D

Fed Agency: US Department of Agriculture (USDA)

10.652 / A6467 / CAL AG 2007-NTN1-62

Y

6,599

Pass-through entity total:

6,599

University of Arkansas

Cluster: 1R&D

Fed Agency: National Institutes of Health (NIH)

93.393 / E6718 / U of Arkansas Aria 31645 14572

Y

42,432

Pass-through entity total:

42,432

University of California - Davis

Cluster: 1R&D

Fed Agency: National Institutes of Health (NIH)

93.307 / E5942 / U Of California Davis RA-007573-UIC

Y

10,006

93.853 / E6474 / U Of Calif 11-981566-UI

Y

59,728

93.855 / A4413 / PHS SUB UCDA 016341-01

Y

12,916

Fed Agency: US Department of Energy (DOE)

81.000 / E6331 / U of Cal-Davis 015981-01UIC

Y

66,287

81.049 / A5087 / DOE UCD SUB 0600182

Y

41,862

Pass-through entity total:

54,778

136,021

University of California - Davis

FY08 SEFA Pass-through details

UNIVERSITY OF ILLINOIS
FY08 SCHEDULE OF EXPENDITURES OF FEDERAL AWARDS
Details for Pass-Through Federal Funding Received by UI as Subawardee and Funding Received from
Year Ended June 30, 2008

Pass-Through Entity

Cluster	Fed Agency	CFDA Number / UI Grant Code / Award Title	Major Program	Urbana	Chicago	Springfield
<u>University of California - Irvine</u>						
Cluster: 1R&D						
<i>Fed Agency: National Cancer Institute</i>						
	93.000 /	E6174 / U Of California Irvine 2005-1618	Y		186,102	
<i>Fed Agency: US National Science Foundation (NSF)</i>						
	47.070 /	A6699 / SBC UC-IRVINE #2003-1353	Y	77,414		
			<u>Pass-through entity total:</u>	<u>77,414</u>	<u>186,102</u>	
<u>University of California - Santa Barbara</u>						
Cluster: 1R&D						
<i>Fed Agency: US National Science Foundation (NSF)</i>						
	47.070 /	A6057 / SBC UCSB-KK5135	Y	78,421		
			<u>Pass-through entity total:</u>	<u>78,421</u>		
<u>University of California @ Riverside</u>						
Cluster: 1R&D						
<i>Fed Agency: USDA Coop State Rsrch Educ & Ext Serv (CSREES)</i>						
	10.200 /	A5952 / AG UC S-00092	Y	316		
			<u>Pass-through entity total:</u>	<u>316</u>		
<u>University of Central Florida</u>						
Cluster: 1R&D						
<i>Fed Agency: Office of Naval Research (ONR)</i>						
	12.300 /	A5044 / Navy SUB UCF 92068	Y	9,294		
<i>Fed Agency: US Department of Energy (DOE)</i>						
	81.000 /	A4953 / DOE UCF 97506 Acct:20126036	Y	99,391		
			<u>Pass-through entity total:</u>	<u>108,685</u>		

University of Central Florida

FY08 SEFA Pass-through details

UNIVERSITY OF ILLINOIS
FY08 SCHEDULE OF EXPENDITURES OF FEDERAL AWARDS
Details for Pass-Through Federal Funding Received by UI as Subawardee and Funding Received from
Year Ended June 30, 2008

Pass-Through Entity
Cluster

Fed Agency	CFDA Number / UI Grant Code / Award Title	Major Program	Urbana	Chicago	Springfield
<u>University of Chicago</u>					
Cluster: 1R&D					
<i>Fed Agency: Centers for Disease Control and Prevention (CDC)</i>					
93.848 /	E7133 / UC 29294 Dr. Meltzer - Medicine	Y		138,918	
<i>Fed Agency: National Institute of Allergy & Infectious Diseases</i>					
93.000 /	A5990 / PHS Sub TRACS ID 27248	Y	360,616		
93.856 /	E5576 / U of Chicago 26020 5 30877	Y		18,915	
<i>Fed Agency: National Institute of General Medical Sciences</i>					
93.859 /	E5533 / University of Chicago 35487	Y		36,340	
<i>Fed Agency: National Institutes of Health (NIH)</i>					
93.000 /	A5235 / PHS Sub UC 266200400042 C	Y	28,188		
93.000 /	A7514 / PHS Sub U OF CHI ID#19163	Y	-2,087		
93.173 /	A4199 / PHS SUB U OF CHICAGO 32859	Y	6,003		
93.173 /	E7913 / U Of Chic 24510	Y		106,843	
93.279 /	E6467 / U of Chicago TRACS-29375	Y		37,641	
93.286 /	E7005 / U of C 31842 - Radiology	Y		36,943	
93.395 /	E8238 / Univ of Chicago	Y		-38,145	
93.396 /	A5001 / PHS Sub UC 31042	Y	18,334		
93.837 /	E7004 / U of C 31926 - Radiology	Y		11,444	
93.837 /	E8008 / U OF Chic 23121	Y		-867	
93.849 /	E6043 / Univ Of Chicago	Y		-556	
93.849 /	E6237 / Univ of Chicago TRACS 30004	Y		169,843	
93.859 /	E6758 / U Of C 29640 Dr. M. Ratain	Y		38,055	
<i>Fed Agency: US Department of Agriculture (USDA)</i>					
10.206 /	A5040 / AG UOC 31657-A	Y	16,843		
<i>Fed Agency: US Environmental Protection Agency (EPA)</i>					
66.000 /	A7308 / EPA SUB UC #22602-C	Y	-3,596		
66.500 /	A5916 / EPA Sub UC 22602-G	Y	50,728		

University of Chicago

FY08 SEFA Pass-through details

UNIVERSITY OF ILLINOIS
FY08 SCHEDULE OF EXPENDITURES OF FEDERAL AWARDS
Details for Pass-Through Federal Funding Received by UI as Subawardee and Funding Received from
Year Ended June 30, 2008

Pass-Through Entity
Cluster

Fed Agency

CFDA Number / UI Grant Code / Award Title

Major Program

Urbana

Chicago

Springf

Fed Agency: US Health & Human Services (HHS)

93.242 / E6607 / U of Chicago 21820 MH62437
 93.853 / E6765 / Univ of Chicago TRACS 28964

Y -7,573
 Y 37,928

Fed Agency: US National Science Foundation (NSF)

47.000 / E6126 / University of Chicago
 47.070 / A5752 / SBC CHICAGO 30085-I
 47.070 / E6657 / UC 31510-A Dr. B. Bertenthal
 47.076 / E6569 / University of Chicago 30613
 47.078 / A3943 / SBC UCHI 34252 E
 47.078 / A7939 / SBC CHCGO #23132-C
 47.080 / A3976 / SBC UCHI 37130 C

Y 31,792
 Y 1,160,457
 Y 153,050
 Y 147,512
 Y 70,495
 Y 2,665
 Y 287,239

Cluster: Other Programs

Fed Agency: National Cancer Institute

93.395 / E7439 / U Of Chgo U10ca31946

N 95,550

Fed Agency: US National Science Foundation (NSF)

47.070 / E5578 / University of Chicago

N 9,524

Pass-through entity total: 1,995,885 1,023,157

University of Cincinnati

Cluster: 1R&D

Fed Agency: National Institutes of Health (NIH)

93.837 / E5632 / PO A08 4500026469 CS005028 S1005484
 93.859 / A4487 / PHS SUB UC SRS#18189 SAP#1001712
 93.866 / E6746 / U Cinci SPOTS17386 SAP1001464
 93.867 / A3928 / PHS SUB Cincinnati 005006-1005985

Y 99,812
 Y 4,670
 Y 72,422
 Y 71,930

Fed Agency: US National Science Foundation (NSF)

47.041 / A4585 / SBC UC SRS#25571 SAP#1004711
 47.076 / E5712 / Univ of Cinci COEUS No 000296

Y 35,090
 Y 9,181

Cluster: Other Programs

University of Cincinnati

FY08 SEFA Pass-through details

UNIVERSITY OF ILLINOIS
FY08 SCHEDULE OF EXPENDITURES OF FEDERAL AWARDS
Details for Pass-Through Federal Funding Received by UI as Subawardee and Funding Received from
Year Ended June 30, 2008

**Pass-Through Entity
Cluster**

Fed Agency CFDA Number / UI Grant Code / Award Title	Major Program	Urbana	Chicago	Springf
<i>Fed Agency: National Institute of Environmental & Health Sciences</i>				
93.114 / A4246 / PHS SUB UC #001166/#1005526	N	117,937		
<i>Fed Agency: National Institutes of Health (NIH)</i>				
93.114 / A4859 / PHS Sub UC #19625 Yr 2	N	23,986		
	<u>Pass-through entity total:</u>	<u>253,613</u>	<u>181,415</u>	

University of Colorado

Cluster: 1R&D

Fed Agency: National Institute of Mental Health

93.000 / A3738 / PHS WH 2007-03516 ANTC

Y
 70,121 | | |

Fed Agency: National Institutes of Health (NIH)

93.631 / E6916 / U of Col SPO-49400

Y
 | -8,998 | |

93.837 / E6152 / FY08.356.001_UIC UCDHSC

Y
 | 188,346 | |

Fed Agency: US Department of Education

84.133 / E7066 / U Of CO Fy06050004 H133E040019-05-0

Y
 | 37,557 | |

Fed Agency: US Health & Human Services (HHS)

93.000 / E5707 / University of Colorado

Y
 | 26,816 | |

Fed Agency: US National Science Foundation (NSF)

47.050 / A8843 / CAL NSF 2009-NTN1-01

Y
 8,754 | | |

47.074 / A5252 / CAL NSF 2007-NTN1-66

Y
 8,754 | | |

Pass-through entity total: **87,629** **243,721**

University of Connecticut

Cluster: 1R&D

Fed Agency: US National Science Foundation (NSF)

47.074 / E5979 / University of Connecticut

Y
 | 30,940 | |

Pass-through entity total: **30,940**

University of Connecticut

UNIVERSITY OF ILLINOIS
FY08 SCHEDULE OF EXPENDITURES OF FEDERAL AWARDS
Details for Pass-Through Federal Funding Received by UI as Subawardee and Funding Received from
Year Ended June 30, 2008

Pass-Through Entity

Cluster	Fed Agency	CFDA Number / UI Grant Code / Award Title	Major Program	Urbana	Chicago	Springfield
<u>University of Florida Research Foundation Inc</u>						
Cluster: 1R&D						
<i>Fed Agency: Air Force</i>						
	12.800 /	A3702 / AF Sub UF-EIES-0812005	Y	7,423		
<i>Fed Agency: USDA Agricultural Research Service (ARS)</i>						
	10.206 /	A5596 / AG UF IFAS 00056584	Y	53,649		
			<u>Pass-through entity total:</u>	<u>61,072</u>		
<u>University of Georgia</u>						
Cluster: 1R&D						
<i>Fed Agency: National Institutes of Health (NIH)</i>						
	93.361 /	A4429 / PHS SUB UG RR234-186/3501988	Y	1,274		
<i>Fed Agency: US National Science Foundation (NSF)</i>						
	47.000 /	A6528 / CAL NSF 2007-NTN1-58A	Y	2,918		
			<u>Pass-through entity total:</u>	<u>4,192</u>		
<u>University of Hawaii</u>						
Cluster: 1R&D						
<i>Fed Agency: National Institutes of Health (NIH)</i>						
	93.399 /	A5715 / PHS Sub UH Motl	Y	19,295		
			<u>Pass-through entity total:</u>	<u>19,295</u>		
<u>University of Idaho</u>						
Cluster: 1R&D						
<i>Fed Agency: US Department of Agriculture (USDA)</i>						
	10.000 /	A3931 / AG UIDAHO P0016078	Y	8,919		
			<u>Pass-through entity total:</u>	<u>8,919</u>		

University of Idaho

FY08 SEFA Pass-through details

UNIVERSITY OF ILLINOIS
FY08 SCHEDULE OF EXPENDITURES OF FEDERAL AWARDS
Details for Pass-Through Federal Funding Received by UI as Subawardee and Funding Received from
Year Ended June 30, 2008

Pass-Through Entity
Cluster

Fed Agency CFDA Number / UI Grant Code / Award Title	Major Program	Urbana	Chicago	Springf
<u>University of Iowa</u>				
Cluster: 1R&D				
<i>Fed Agency: National Institutes of Health (NIH)</i>				
93.113 / A4727 / PHS Sub Iowa 1000547646	Y	-1,867		
93.113 / E6085 / U of Iowa 1000633693	Y		17,403	
93.113 / E6361 / Univ of Iowa 1000604571	Y		24,348	
93.143 / A3654 / PHS SUB Iowa PO# 1000630415	Y	3,174		
93.143 / A4018 / PHS Sub Iowa 1000604518	Y	17,884		
93.143 / E6015 / U of IA 1000628387	Y		17,234	
93.286 / E7919 / U Of Ia 4000503497	Y		-10,738	
93.859 / A7567 / PHS Sub U OF IOWA #2050	Y	92,896		
<i>Fed Agencies: US Health & Human Services (HHS)</i>				
93.286 / E5930 / U of IA PO1000603846	Y		85,550	
		<u>Pass-through entity total:</u>	<u>112,087</u>	<u>133,797</u>
<u>University of Kansas</u>				
Cluster: 1R&D				
<i>Fed Agency: National Institutes of Health (NIH)</i>				
93.865 / E5653 / UK QF841020 S Geiger MSN1039	Y		16,569	
<i>Fed Agency: US National Science Foundation (NSF)</i>				
47.079 / E5657 / U of KS FY2008-023	Y		16,865	
		<u>Pass-through entity total:</u>	<u>33,434</u>	
<u>University of Kentucky</u>				
Cluster: 1R&D				
<i>Fed Agency: US Department of Defense (DoD)</i>				
12.420 / E6067 / University of Kentucky Research Fou	Y		10,177	
<i>Fed Agency: US Department of Education</i>				
84.324 / A5840 / DE Sub UKRF 4-68504-05-400	Y	73,080		

University of Kentucky

FY08 SEFA Pass-through details

UNIVERSITY OF ILLINOIS
FY08 SCHEDULE OF EXPENDITURES OF FEDERAL AWARDS
Details for Pass-Through Federal Funding Received by UI as Subawardee and Funding Received from
Year Ended June 30, 2008

Pass-Through Entity
Cluster

Fed Agency

CFDA Number / UI Grant Code / Award Title

**Major
Program**

Urbana

Chicago

Springf

Fed Agency: US National Science Foundation (NSF)

47.070 / A6033 / SBC UKRF 4-68409-05-213

Y

125,664

47.074 / A3977 / SBC UKY 3018103869-08-102

Y

32,266

Pass-through entity total:

231,010

10,177

University of Malawi

Cluster: 1R&D

Fed Agency: National Institutes of Health (NIH)

93.213 / E7994 / U Of Malawi

Y

62,562

Pass-through entity total:

62,562

University of Maryland

Cluster: 1R&D

Fed Agency: Air Force

12.630 / A9128 / AF MU Z836702

Y

89,143

Fed Agency: Army Research Office (ARO)

12.431 / A4316 / Army Sub U MD Z848402

Y

153,376

Fed Agency: Centers for Disease Control and Prevention (CDC)

93.262 / E7201 / U Of Maryland Baltimore S01888

Y

84,446

Fed Agency: National Institute of Allergy & Infectious Diseases

93.855 / E6500 / U of MD S02176

Y

-11,335

Fed Agency: National Institute of Mental Health

93.242 / E7430 / Maryland Med Rsch Inst S00000381

Y

39,201

Fed Agency: National Institutes of Health (NIH)

93.000 / E6726 / U Of Maryland

Y

-2,640

93.213 / E6055 / Uof MD PO - SR00000028

Y

28,977

93.213 / E6676 / U Of Maryland S02149

Y

92,285

93.855 / E6383 / U Of Maryland S02178

Y

1,427,218

Fed Agency: US Health & Human Services (HHS)

93.213 / E5567 / University of Maryland

Y

35,990

University of Maryland

FY08 SEFA Pass-through details

UNIVERSITY OF ILLINOIS
FY08 SCHEDULE OF EXPENDITURES OF FEDERAL AWARDS
Details for Pass-Through Federal Funding Received by UI as Subawardee and Funding Received from
Year Ended June 30, 2008

Pass-Through Entity
Cluster

Fed Agency

CFDA Number / UI Grant Code / Award Title

Major Program

Urbana

Chicago

Springf

Fed Agency: US NASA

43.000 / A4091 / NASA Maryland Z634015

Y

45,681

Fed Agency: USDA Coop State Rsrch Educ & Ext Serv (CSREES)

10.000 / A4372 / AG UMES 520536

Y

12,334

Pass-through entity total:

300,534

1,694,142

University of Miami

Cluster: 1R&D

Fed Agency: National Institutes of Health (NIH)

93.242 / A4021 / PHS Sub Miami 66377P

Y

51,114

93.847 / E5566 / U of Miami 66363X

Y

337,431

93.855 / E6381 / University of Miami M799649

Y

6,010

93.855 / E8096 / U Of Miami PO M781533

Y

72,286

Fed Agency: US Health & Human Services (HHS)

93.837 / E7035 / U of Miami Sch of Med 66017R

Y

31,385

Pass-through entity total:

51,114

447,112

University of Michigan

Cluster: 1R&D

Fed Agency: Army Research Office (ARO)

12.431 / A5380 / Army Sub U of MI F014252

Y

72,660

Fed Agency: Defense Advanced Research Projects Agency (DARPA)

12.000 / A4221 / DARPA UM 3000750122

Y

142,018

Fed Agency: National Institutes of Health (NIH)

93.242 / E6735 / Univ of Michigan F014991

Y

2,186

93.361 / E5675 / Univ Of Michigan 3000790605

Y

8,988

93.839 / A4020 / PHS Sub Mich 3000786409

Y

47,778

Fed Agency: Social Security Administration

96.007 / A4528 / SSA MRRC 5000002562-UM07-02

Y

12,353

University of Michigan

FY08 SEFA Pass-through details

UNIVERSITY OF ILLINOIS
FY08 SCHEDULE OF EXPENDITURES OF FEDERAL AWARDS
Details for Pass-Through Federal Funding Received by UI as Subawardee and Funding Received from
Year Ended June 30, 2008

Pass-Through Entity
Cluster

Fed Agency

CFDA Number / UI Grant Code / Award Title

Major Program

Urbana

Chicago

Springfield

Fed Agency: US Department of Defense (DoD)

12.431 / E8245 / U Of MI F004713

Y

-5,930

Fed Agency: US Department of Energy (DOE)

81.049 / A4647 / DOE UM 3000611280

Y

50,307

Fed Agency: US Health & Human Services (HHS)

93.114 / E6471 / U of Michigan F014814

Y

10,364

Fed Agency: US National Science Foundation (NSF)

47.041 / A5347 / SBC MI - F013925 NSF

Y

38,130

Cluster: Other Programs

Fed Agency: US National Science Foundation (NSF)

47.041 / A5133 / SBC TTA Mich 3000550835

Y

4,753

47.050 / A5385 / SBC MICH F014765

N

49,377

Pass-through entity total:

417,376

15,608

University of Minnesota

Cluster: 1R&D

Fed Agency: National Institutes of Health (NIH)

93.837 / E5709 / Univ of Minnesota Q8446057101

Y

88,162

Fed Agency: Navy

12.300 / E6967 / U of Minnesota Q5306652101

Y

104,282

Fed Agency: Office of Naval Research (ONR)

12.000 / E5530 / University of Minnesota

Y

4,382

Fed Agency: US Department of Agriculture (USDA)

10.000 / A4082 / AG UMN M6706470101

Y

48,108

10.000 / A4986 / AG UMN Q6706392373

Y

51,709

10.200 / A4693 / AG MN Q4089042101

Y

6,736

10.215 / A3880 / AG UMN Q4089053118

Y

29,737

10.302 / A8741 / AG UM H4086181201

Y

-2,364

10.303 / A4728 / AG UOM Q4116416101

Y

5,500

University of Minnesota

FY08 SEFA Pass-through details

UNIVERSITY OF ILLINOIS
FY08 SCHEDULE OF EXPENDITURES OF FEDERAL AWARDS
Details for Pass-Through Federal Funding Received by UI as Subawardee and Funding Received from
Year Ended June 30, 2008

Pass-Through Entity
Cluster

Fed Agency

CFDA Number / UI Grant Code / Award Title

Major Program

Urbana

Chicago

Springfield

Fed Agency: US Department of Education

84.051 / A7369 / DE Sub MINN KS304908723

Y

-84

Fed Agency: US National Science Foundation (NSF)

47.041 / A4011 / SBC MINN T5306755502 REU

Y

6,745

47.041 / A4998 / SBC MINN T5306692501

Y

300,987

Fed Agency: USDA Coop State Rsrch Educ & Ext Serv (CSREES)

10.206 / A4976 / AG UMN Q6706392333

Y

53,318

10.215 / A3968 / AG MINN Q4089053112

Y

7,347

Cluster: Other Programs

Fed Agency: National Institutes of Health (NIH)

93.630 / E7091 / U Of Minnesota M3039148201

N

53,953

Fed Agency: US Department of Agriculture (USDA)

10.500 / A4288 / AG UMN Q4098043401

N

18,865

Fed Agency: US Health & Human Services (HHS)

93.865 / E7541 / U Of Mn 1774-147-6002-7901

N

2,188

Pass-through entity total:

526,604

252,967

University of Missouri

Cluster: 1R&D

Fed Agency: Army

12.431 / A6062 / Army UM C00005071-3

Y

128,422

Fed Agency: US Department of Agriculture (USDA)

10.206 / A4753 / AG UOM E00011511-1

Y

34,529

Fed Agency: US National Science Foundation (NSF)

47.074 / A6228 / SBC MO C00005034-2

Y

212,493

47.074 / A7923 / SBC MO #CG004913

Y

-358

Cluster: Other Programs

Fed Agency: US Department of Labor (DOL)

17.261 / A4275 / DOL UM C00016292-3

N

16,904

University of Missouri

FY08 SEFA Pass-through details

UNIVERSITY OF ILLINOIS
FY08 SCHEDULE OF EXPENDITURES OF FEDERAL AWARDS
Details for Pass-Through Federal Funding Received by UI as Subawardee and Funding Received from
Year Ended June 30, 2008

Pass-Through Entity

Cluster	Fed Agency	CFDA Number / UI Grant Code / Award Title	Major Program	Urbana	Chicago	Springfield
		17.261 / A4335 / DOL UM C00016292-2	N	16,530		
			<u>Pass-through entity total:</u>	<u>408,520</u>		
<u>University of Missouri - Kansas City</u>						
Cluster: Other Programs						
<i>Fed Agency: US Department of Justice (DOJ)</i>						
		16.000 / E6157 / DOJ 2004-RE-CX-K001	N		1,958	
			<u>Pass-through entity total:</u>		<u>1,958</u>	
<u>University of Missouri - Rolla</u>						
Cluster: 1R&D						
<i>Fed Agency: US National Science Foundation (NSF)</i>						
		47.041 / E6579 / U Of Missouri 1470-01	Y		893	
			<u>Pass-through entity total:</u>		<u>893</u>	
<u>University of Missouri - St Louis</u>						
Cluster: 1R&D						
<i>Fed Agency: US Department of Defense (DoD)</i>						
		12.431 / E7126 / U of Missouri W911NF-04-10383	Y		34,605	
<i>Fed Agency: US National Science Foundation (NSF)</i>						
		47.074 / A7912 / SBC MO#SG000903 NSF	Y	1,882		
			<u>Pass-through entity total:</u>	<u>1,882</u>	<u>34,605</u>	
<u>University of Nebraska - Lincoln</u>						
Cluster: 1R&D						
<i>Fed Agency: US Department of Agriculture (USDA)</i>						
		10.200 / A4813 / AG UN 25-6231-0123-002	Y	16,698		
		10.200 / A5681 / AG UN 25-6205-0042-029	Y	4,706		
		10.500 / A4131 / AG NEB 25-6324-0053-312	Y	1,827		
<i>Fed Agency: USDA Agricultural Research Service (ARS)</i>						
		10.200 / A5651 / AG UN 25-6205-0042-030	Y	1,072		

University of Nebraska - Lincoln

FY08 SEFA Pass-through details

UNIVERSITY OF ILLINOIS
FY08 SCHEDULE OF EXPENDITURES OF FEDERAL AWARDS
Details for Pass-Through Federal Funding Received by UI as Subawardee and Funding Received from
Year Ended June 30, 2008

Pass-Through Entity
Cluster

Fed Agency

CFDA Number / UI Grant Code / Award Title

Major Program

Urbana

Chicago

Springfield

10.200 / A5652 / AG UN 25-6205-0042-036	Y	1,266		
<i>Fed Agency: USDA Coop State Rsrch Educ & Ext Serv (CSREES)</i>				
10.500 / A4276 / AG UN 25-6324-0053-300	Y	49,034		
10.500 / A4993 / AG UNE 25-6309-0037-011	Y	14,352		
Cluster: Other Programs				
<i>Fed Agency: US Department of Agriculture (USDA)</i>				
10.000 / A5653 / AG UN 25-6309-0030-013	N	13,783		
10.500 / A3692 / AG UNL 25-6365-0023-110	N	4,572		
10.500 / A4132 / AG NEB 25-6324-0053-311	N	18,096		
10.500 / A4875 / AG Lincoln 25-6324-0053-112	N	12,386		
10.500 / A4876 / AG Lincoln 25-6324-0053-113	N	422		
10.500 / J9476 / SARE UNL Latino Agri 2563090030008	N			
<i>Fed Agency: USDA Coop State Rsrch Educ & Ext Serv (CSREES)</i>				
10.500 / A4538 / AG NEB 25-6365-0020-149	N	10,000		
10.500 / A4856 / AG NEB 25-6324-0053-100	N	-116		
	Pass-through entity total:	148,098		

University of Nevada - Reno

Cluster: 1R&D

Fed Agency: US National Science Foundation (NSF)

47.041 / A5563 / SBC UNR-06-29

Y 142,951

Pass-through entity total: 142,951

University of Nevada Las Vegas

Cluster: 1R&D

Fed Agency: Army

12.431 / A3679 / Army Sub UNLV 08-672L-A-00

Y 3,258

Pass-through entity total: 3,258

University of Nevada Las Vegas

FY08 SEFA Pass-through details

UNIVERSITY OF ILLINOIS
FY08 SCHEDULE OF EXPENDITURES OF FEDERAL AWARDS
Details for Pass-Through Federal Funding Received by UI as Subawardee and Funding Received from
Year Ended June 30, 2008

Pass-Through Entity
Cluster

Fed Agency CFDA Number / UI Grant Code / Award Title	Major Program	Urbana	Chicago	Springf
<u>University of New Hampshire</u>				
Cluster: 1R&D				
<i>Fed Agency: US Dept of Commerce NOAA</i>				
11.419 / A4057 / COM NOAA NH 08-049	Y	102,360		
11.419 / A4239 / COM UNH 08-054	Y	114,408		
	<u>Pass-through entity total:</u>	<u>216,768</u>		
<u>University of New Mexico</u>				
Cluster: 1R&D				
<i>Fed Agency: Defense Advanced Research Projects Agency (DARPA)</i>				
12.000 / A6163 / DARPA UNM 433143-874A	Y	150,654		
	<u>Pass-through entity total:</u>	<u>150,654</u>		
<u>University of North Carolina</u>				
Cluster: 1R&D				
<i>Fed Agency: CERL Champaign</i>				
12.431 / A4609 / Army Sub NC State 210064A	Y	-5,268		
<i>Fed Agency: National Cancer Institute</i>				
93.399 / E6083 / U of North Carolina 5-34414	Y		7,829	
<i>Fed Agency: National Institutes of Health (NIH)</i>				
93.172 / E6488 / U Of NC 5-33836	Y		5,930	
93.393 / E6727 / UNC 5-33824 - Carolyn Cooke	Y		36,393	
93.399 / E5868 / UONC at Chapel Hill 5 50354	Y		81,326	
93.837 / E5966 / U of NC 5-34674	Y		-1,163	
93.848 / E7823 / U -North Carolina 5-52119	Y		63,748	
93.855 / E6494 / U Of NC 5-33976	Y		53,998	
93.859 / E5936 / NIH 5 34841	Y		85,778	
	<u>Pass-through entity total:</u>	<u>-5,268</u>	<u>333,839</u>	

University of North Carolina

FY08 SEFA Pass-through details

UNIVERSITY OF ILLINOIS
FY08 SCHEDULE OF EXPENDITURES OF FEDERAL AWARDS
Details for Pass-Through Federal Funding Received by UI as Subawardee and Funding Received from
Year Ended June 30, 2008

Pass-Through Entity
Cluster

Fed Agency CFDA Number / UI Grant Code / Award Title	Major Program	Urbana	Chicago	Springf
<u>University of Notre Dame</u>				
Cluster: 1R&D				
<i>Fed Agency: National Institutes of Health (NIH)</i>				
93.856 / E7416 / U Of Notre Dame 200652	Y		65,210	
<i>Fed Agency: US Department of Energy (DOE)</i>				
81.049 / A3933 / DOE ND 201242	Y	40,085		
81.049 / A4525 / DOE ND 201138	Y	33,694		
<i>Fed Agency: US National Science Foundation (NSF)</i>				
47.049 / E5457 / U of Notre Dame PHY 0715396	Y		164	
47.049 / E6391 / Univ of Notre Dame	Y		19,794	
47.049 / E8068 / U Of ND #46175 - Szumial 200128	Y		-3,622	
	<u>Pass-through entity total:</u>	<u>73,779</u>	<u>81,546</u>	
<u>University of Pennsylvania</u>				
Cluster: 1R&D				
<i>Fed Agency: National Institutes of Health (NIH)</i>				
93.837 / E6303 / U Of Penn PO 1873649	Y		56,767	
93.849 / E6430 / U of Pennsylvania 5-45383-B	Y		4,168	
93.849 / E6516 / U Of Penn 5-44131 PO 1762896	Y		22,826	
	<u>Pass-through entity total:</u>		<u>83,761</u>	
<u>University of Pittsburgh</u>				
Cluster: 1R&D				
<i>Fed Agency: National Cancer Institute</i>				
93.393 / A6661 / PHS Sub Pitt 107962-1	Y	61,090		
<i>Fed Agency: National Institute of Allergy & Infectious Diseases</i>				
93.856 / A6172 / PHS Sub UP 108634-2	Y	106,350		
<i>Fed Agency: National Institutes of Health (NIH)</i>				
93.853 / A4656 / PHS Sub 111863-1	Y	53,897		

University of Pittsburgh

FY08 SEFA Pass-through details

UNIVERSITY OF ILLINOIS
FY08 SCHEDULE OF EXPENDITURES OF FEDERAL AWARDS
Details for Pass-Through Federal Funding Received by UI as Subawardee and Funding Received from
Year Ended June 30, 2008

Pass-Through Entity
Cluster

Fed Agency

CFDA Number / UI Grant Code / Award Title

**Major
Program**

Urbana

Chicago

Springf

Fed Agency: US Department of Education

84.305 / E7097 / U of Pittsburgh 070247-1

Y

34,081

Fed Agency: US Health & Human Services (HHS)

93.865 / E6411 / U of Pittsburgh 111359-2

Y

-12,161

93.865 / E6412 / U of Pittsburgh 111355

Y

-5,825

93.865 / E7396 / U Of Pittsburgh 108994-1

Y

814

Pass-through entity total:

221,337

16,909

University of Rochester

Cluster: 1R&D

Fed Agency: Air Force

12.630 / A7107 / AF UR 412332-G

Y

178,368

Pass-through entity total:

178,368

University of South Carolina

Cluster: 1R&D

Fed Agency: National Institutes of Health (NIH)

93.135 / E6074 / U of S.Carolina PO82015J 11570-FA74

Y

7,291

Fed Agency: US Environmental Protection Agency (EPA)

66.460 / A7125 / CAL EPA 2008-NTN1-48

Y

5,827

Pass-through entity total:

5,827

7,291

University of Tennessee

Cluster: 1R&D

Fed Agency: US National Science Foundation (NSF)

47.078 / E7873 / U Of Tenn - OR3383-001

Y

-3,718

Pass-through entity total:

-3,718

University of Tennessee

FY08 SEFA Pass-through details

UNIVERSITY OF ILLINOIS
FY08 SCHEDULE OF EXPENDITURES OF FEDERAL AWARDS
Details for Pass-Through Federal Funding Received by UI as Subawardee and Funding Received from
Year Ended June 30, 2008

Pass-Through Entity

Cluster	Fed Agency	CFDA Number / UI Grant Code / Award Title	Major Program	Urbana	Chicago	Springfield
<u>University of Texas - Dallas</u>						
Cluster: 1R&D						
<i>Fed Agency: National Institutes of Health (NIH)</i>						
	93.866 /	A4192 / PHS SUB UT-DALLAS SC 08-14	Y	114,200		
	93.866 /	A4193 / PHS SUB UT-DALLAS SC 08-05	Y	189,504		
		<u>Pass-through entity total:</u>		<u>303,704</u>		
<u>University of Texas @ Houston</u>						
Cluster: 1R&D						
<i>Fed Agency: National Cancer Institute</i>						
	93.393 /	E5623 / U of TX 21686/98412593	Y		71,865	
<i>Fed Agency: National Institutes of Health (NIH)</i>						
	93.393 /	E6462 / UT - PO20884-01-2000	Y		219,820	
	93.856 /	A4616 / PHS Sub Blanke 0004024C	Y	238,975		
	93.859 /	A6180 / PHS Sub UT 004583	Y	88,538		
	93.867 /	E8310 / U Of TX 0004359	Y		21,374	
		<u>Pass-through entity total:</u>		<u>327,513</u>	<u>313,059</u>	
<u>University of the State of New York</u>						
Cluster: 1R&D						
<i>Fed Agency: US National Science Foundation (NSF)</i>						
	47.074 /	A3877 / SBC USNY RR Movebank 02	Y	1,197		
		<u>Pass-through entity total:</u>		<u>1,197</u>		
<u>University of Utah</u>						
Cluster: 1R&D						
<i>Fed Agency: National Institutes of Health (NIH)</i>						
	93.399 /	E5568 / University of Utah 10002663-01	Y		24,141	
<i>Fed Agency: US National Science Foundation (NSF)</i>						
	47.074 /	A8093 / SBC UTAH #2103019	Y	3,969		

University of Utah

FY08 SEFA Pass-through details

UNIVERSITY OF ILLINOIS
FY08 SCHEDULE OF EXPENDITURES OF FEDERAL AWARDS
Details for Pass-Through Federal Funding Received by UI as Subawardee and Funding Received from
Year Ended June 30, 2008

Pass-Through Entity
Cluster

Fed Agency CFDA Number / UI Grant Code / Award Title	Major Program	Urbana	Chicago	Springfield
<u>Pass-through entity total:</u>		<u>3,969</u>	<u>24,141</u>	
<u>University of Virginia</u>				
Cluster: 1R&D				
<i>Fed Agency: National Institutes of Health (NIH)</i>				
93.000 / A4248 / PHS SUB VA GC11572-128507	Y	112,485		
93.000 / A4792 / PHS Sub UV GC11451.126463	Y	24,621		
<i>Fed Agency: Office of Naval Research (ONR)</i>				
12.300 / A4383 / Navy Sub U VA GG10919-127973	Y	350,853		
<i>Fed Agency: US Health & Human Services (HHS)</i>				
93.839 / E7615 / U Of Va Gc10941-119529	Y		24,182	
<i>Fed Agency: US National Science Foundation (NSF)</i>				
47.070 / A5999 / SBC VA #GA10492-122044	Y	31,396		
47.070 / A8323 / SBC VA-GA10163-11293	Y	-673		
<u>Pass-through entity total:</u>		<u>518,682</u>	<u>24,182</u>	
<u>University of Washington</u>				
Cluster: 1R&D				
<i>Fed Agency: National Institutes of Health (NIH)</i>				
93.865 / A3825 / PHS SUB UWA 447817	Y	24,994		
<i>Fed Agency: US NASA</i>				
43.000 / A3766 / NASA UW 485171	Y	11,480		
<i>Fed Agency: US National Science Foundation (NSF)</i>				
47.041 / A6019 / SBC U WASH -958919	Y	298,112		
47.049 / A4378 / SBC UW 431153	Y	204,696		
47.049 / A4726 / SBC U WASH 287630	Y	-15,824		
47.074 / A6671 / SBC U OF WASH 763189	Y	7,988		
<u>Pass-through entity total:</u>		<u>531,446</u>		

University of Washington

FY08 SEFA Pass-through details

UNIVERSITY OF ILLINOIS
FY08 SCHEDULE OF EXPENDITURES OF FEDERAL AWARDS
Details for Pass-Through Federal Funding Received by UI as Subawardee and Funding Received from
Year Ended June 30, 2008

Pass-Through Entity
Cluster

Fed Agency CFDA Number / UI Grant Code / Award Title	Major Program	Urbana	Chicago	Springfield
<u>University of Waterloo</u>				
Cluster: 1R&D				
<i>Fed Agency: National Institutes of Health (NIH)</i>				
93.000 / E6522 / Univ of Waterloo	Y		-1,048	
93.000 / E6877 / University Of Waterloo	Y		9,421	
			<u>Pass-through entity total:</u>	
			<u>8,373</u>	
<u>University of Wisconsin - Extension</u>				
Cluster: Other Programs				
<i>Fed Agency: USDA Agricultural Research Service (ARS)</i>				
10.303 / A5914 / AG UW 000H442	N	23,654		
			<u>Pass-through entity total:</u>	
		<u>23,654</u>		
<u>University of Wisconsin - Madison</u>				
Cluster: 1R&D				
<i>Fed Agency: Air Force</i>				
12.800 / A5560 / AF Univ of WI 737G973	Y	-3,647		
<i>Fed Agency: National Institute of Child Health & Human Development</i>				
93.865 / A4632 / PHS Sub UW X425261	Y	19,789		
<i>Fed Agency: National Institutes of Health (NIH)</i>				
93.000 / A3984 / PHS JL 2008-02516 ANTC	Y	39,055		
93.837 / E6989 / U Of Wisconsin-Madison 004H782	Y		782	
<i>Fed Agency: US Department of Energy (DOE)</i>				
81.000 / A3751 / DOE UW SW 2008-05119 ANTIC	Y	27,891		
81.000 / A4666 / DOE UW 296H284	Y	6,966		
81.000 / A5597 / DOE UW 232116	Y	-278		
<i>Fed Agency: US Department of Transportation (DOT)</i>				
20.000 / A4073 / DOT sub U of WI 353H990	Y	3,757		
20.000 / A4644 / DOT Sub Univ WI 296H984	Y	6,739		

University of Wisconsin - Madison

FY08 SEFA Pass-through details

UNIVERSITY OF ILLINOIS
FY08 SCHEDULE OF EXPENDITURES OF FEDERAL AWARDS
Details for Pass-Through Federal Funding Received by UI as Subawardee and Funding Received from
Year Ended June 30, 2008

Pass-Through Entity
Cluster

Fed Agency

CFDA Number / UI Grant Code / Award Title

Major Program

Urbana

Chicago

Springf

Fed Agency: US Health & Human Services (HHS)

93.279 / E5785 / X282693 UW Madison

Y

176,130

93.279 / E6123 / UW-Madison X275715

Y

72,533

Fed Agency: US National Science Foundation (NSF)

47.041 / A5421 / SBC WISC L478726

Y

79,869

47.049 / A4310 / SBC UW 647F323

Y

124,574

47.070 / A5897 / SBC WI-SYS A869046

Y

77,344

Cluster: Other Programs

Fed Agency: US National Science Foundation (NSF)

47.070 / A5191 / SBC Wisconsin A920511

N

-53

47.076 / A5273 / SBC WISC X256981

N

151,524

Pass-through entity total:

533,530

249,445

University of Wisconsin - Milwaukee

Cluster: 1R&D

Fed Agency: National Institutes of Health (NIH)

93.279 / E6572 / UW Milwaukee K069461 Mod 2

Y

54,320

Pass-through entity total:

54,320

University Texas Arlington

Cluster: 1R&D

Fed Agency: US Health & Human Services (HHS)

93.648 / E6127 / UT-Arlington 26-1601-28-63

Y

28,027

Pass-through entity total:

28,027

US Civilian Research Development Foundation

Cluster: 1R&D

Fed Agency: US Health & Human Services (HHS)

93.856 / E5969 / CRDF

Y

5,174

Fed Agency: US National Science Foundation (NSF)

US Civilian Research Development Foundation (CRDF)

FY08 SEFA Pass-through details

UNIVERSITY OF ILLINOIS
FY08 SCHEDULE OF EXPENDITURES OF FEDERAL AWARDS
Details for Pass-Through Federal Funding Received by UI as Subawardee and Funding Received from
Year Ended June 30, 2008

Pass-Through Entity

Cluster

Fed Agency

CFDA Number / UI Grant Code / Award Title

Major Program

Urbana

Chicago

Springf

47.075 / A5200 / CRDF RUP2-2680-ST-05	Y	984		
47.075 / A5256 / CRDF GEE2-2696-TB-05	Y	3,873		
47.075 / A5260 / CRDF RUP1-2691-CG-05	Y	10,341		
47.079 / A5035 / CRDF RUB1-2836-MO-06	Y	1,117		
47.079 / E6328 / US CRDF RUC2-2824-MO-06	Y		2,465	
47.079 / G6875 / RUB1 -2859-MO-07	Y		7,764	
	Pass-through entity total:	16,315	15,403	

US Hybrid Corporation

Cluster: 1R&D

Fed Agency: US Department of Energy (DOE)

81.086 / E5593 / US Hybrid Corporation	Y		64,998	
	Pass-through entity total:		64,998	

US-Egypt Joint Science and Technology Board

Cluster: 1R&D

Fed Agency: US National Science Foundation (NSF)

47.075 / E6720 / US-Egypt Joint Science INF9-001-007	Y		468	
	Pass-through entity total:		468	

Utah State University

Cluster: 1R&D

Fed Agency: US National Science Foundation (NSF)

47.070 / A6145 / SBC UTAH #04-1167002	Y	6,337		
47.076 / A6226 / SBC UTAH 041447004	Y	253,635		

Cluster: Other Programs

Fed Agency: US Department of Agriculture (USDA)

10.500 / A4597 / AG Utah 061554016	N	2,181		
	Pass-through entity total:	262,153		

Utah State University

FY08 SEFA Pass-through details

UNIVERSITY OF ILLINOIS
FY08 SCHEDULE OF EXPENDITURES OF FEDERAL AWARDS
Details for Pass-Through Federal Funding Received by UI as Subawardee and Funding Received from
Year Ended June 30, 2008

Pass-Through Entity
Cluster

Fed Agency CFDA Number / UI Grant Code / Award Title	Major Program	Urbana	Chicago	Springfield
UT-Battelle LLC				
Cluster: 1R&D				
<i>Fed Agency: US Department of Energy (DOE)</i>				
81.000 / A4453 / DOE BATT 4000058971	Y	1,726		
81.000 / A4805 / DOE BATT 4000052947	Y	54,993		
81.000 / A5355 / DOE BATT 4000044522	Y	23,369		
81.000 / A5726 / DOE BATT 4000041499	Y	100,159		
81.000 / A8530 / CAL DOE 2007-NTN1-29	Y	5,823		
81.000 / A8807 / DOE BATT 4000005977	Y	60,141		
81.000 / E7590 / Battelle 4000025560	Y		-20,576	
Cluster: Other Programs				
<i>Fed Agency: US Department of Energy (DOE)</i>				
81.000 / E5778 / UT-Battelle LLC-4000062574	N		47,481	
81.000 / E5977 / UT Battelle LLC 4000057946	N		23,199	
		<u>Pass-through entity total:</u>	<u>246,211</u>	<u>50,104</u>
Vanderbilt University				
Cluster: 1R&D				
<i>Fed Agency: National Institutes of Health (NIH)</i>				
93.838 / E6993 / Vanderbilt U VUMC31111-R	Y		-16,835	
<i>Fed Agency: US Department of Education</i>				
84.324 / A5456 / DE Sub VU 18791-S1	Y	24,754		
<i>Fed Agency: US National Science Foundation (NSF)</i>				
47.070 / A8083 / SBC VNDRBLT 15917-S3	Y	16,724		
Cluster: Other Programs				
<i>Fed Agency: National Institutes of Health (NIH)</i>				
93.600 / A4781 / PHS Sub VU 19247	N	227,395		
		<u>Pass-through entity total:</u>	<u>268,873</u>	<u>-16,835</u>

Vanderbilt University

FY08 SEFA Pass-through details

UNIVERSITY OF ILLINOIS
FY08 SCHEDULE OF EXPENDITURES OF FEDERAL AWARDS
Details for Pass-Through Federal Funding Received by UI as Subawardee and Funding Received from
Year Ended June 30, 2008

Pass-Through Entity

Cluster	Fed Agency	CFDA Number / UI Grant Code / Award Title	Major Program	Urbana	Chicago	Springfield
<u>Vaxin Inc</u>						
Cluster: 1R&D						
<i>Fed Agency: National Institutes of Health (NIH)</i>						
		93.866 / E5925 / Vaxin Inc	Y		17,636	
					<u>Pass-through entity total:</u>	<u>17,636</u>
<u>Virginia Tech Institute & State University</u>						
Cluster: 1R&D						
<i>Fed Agency: US Department of Transportation (DOT)</i>						
		20.106 / A4624 / DOT Sub VA Tech CR-19318-415339	Y	12,109		
					<u>Pass-through entity total:</u>	<u>12,109</u>
<u>Wake Forest University</u>						
Cluster: 1R&D						
<i>Fed Agency: National Institute of Dental & Craniofacial Research</i>						
		93.121 / E6976 / Wake Forest U WFUHS 50029	Y		8,721	
					<u>Pass-through entity total:</u>	<u>8,721</u>
<u>Washington University</u>						
Cluster: 1R&D						
<i>Fed Agency: National Institute of Neurological Disorders & Stroke</i>						
		93.853 / E6394 / Washington Univ WU-06-142	Y		48,989	
		93.853 / E6952 / Washington U WU-04-265	Y		3,312	
<i>Fed Agency: National Institutes of Health (NIH)</i>						
		93.000 / E6032 / WUSM 29771P WU 07 93	Y		104,829	
		93.399 / A4326 / PHS Sub WU WU-HT-08-14/PO# 2905274A	Y	59,560		
		93.399 / A4327 / PHS SUB WU-08-74/PO#2905236A	Y	240,291		
		93.399 / A4673 / PHS Sub WU-HT-07-12	Y	-4,789		
		93.399 / A4674 / PHS Sub WU-07-05	Y	184,460		
		93.399 / A5242 / PHS Sub WU-HT-06-18	Y	-419		

Washington University

FY08 SEFA Pass-through details

UNIVERSITY OF ILLINOIS
FY08 SCHEDULE OF EXPENDITURES OF FEDERAL AWARDS
Details for Pass-Through Federal Funding Received by UI as Subawardee and Funding Received from
Year Ended June 30, 2008

Pass-Through Entity

Cluster

Fed Agency

CFDA Number / UI Grant Code / Award Title

Major Program

Urbana

Chicago

Springf

93.399 / A5310 / PHS Sub WU-06-190	Y	-67,375		
93.853 / E5844 / WU-08-01	Y		66	
93.859 / E6509 / Washington U WU-06-48 PO 29074M	Y		15,746	
Cluster: Other Programs				
<i>Fed Agency: Defense Threat Reduction Agency (DTRA)</i>				
12.000 / A3810 / DTRA WU WU-08-101	N	19,381		
	Pass-through entity total:	431,109	172,942	

Water Survey Research Center

Cluster: Other Programs

Fed Agency: Tennessee Valley Authority (TVA)

62.001 / B9476 / CAL - MURRAY STATE N 2,916

Fed Agency: US Department of Energy (DOE)

81.089 / B9351 / Consol Energy MDN2-65 N -166

Fed Agency: US Dept of Commerce NOAA

11.473 / B9335 / CAL-LOCAL GOV GA Dept Nat Res N 2,043

Fed Agency: US Environmental Protection Agency (EPA)

66.001 / B9470 / CAL-NM 2001NTN122 N 6,989

Pass-through entity total: 11,782

Wayne State University

Cluster: 1R&D

Fed Agency: National Institute on Aging

93.866 / A4567 / PHS SUB WSU 07006-446926 Y 602

Fed Agency: US National Science Foundation (NSF)

47.075 / E6451 / WSU 05059-331742 Y 29,184

Cluster: Other Programs

Fed Agency: National Institutes of Health (NIH)

93.000 / E7194 / Wayne State U WSU04044-A3 N 3,836

Wayne State University

FY08 SEFA Pass-through details

UNIVERSITY OF ILLINOIS
FY08 SCHEDULE OF EXPENDITURES OF FEDERAL AWARDS
Details for Pass-Through Federal Funding Received by UI as Subawardee and Funding Received from
Year Ended June 30, 2008

Pass-Through Entity

Cluster	Fed Agency	CFDA Number / UI Grant Code / Award Title	Major Program	Urbana	Chicago	Springfield
			<u>Pass-through entity total:</u>	<u>602</u>	<u>33,020</u>	
<u>West Virginia State College</u>						
Cluster: 1R&D						
<i>Fed Agency: US Department of Agriculture (USDA)</i>						
		10.000 / A6093 / AG WVSU CR-0001-0198-UIUC	Y	2,341		
			<u>Pass-through entity total:</u>	<u>2,341</u>		
<u>Westat</u>						
Cluster: 1R&D						
<i>Fed Agency: National Cancer Institute</i>						
		93.000 / E6665 / Westat s8214	Y		-2,426	
<i>Fed Agency: National Institutes of Health (NIH)</i>						
		93.394 / G8450 / WESTAT NO1-HD-3-3162	Y		100,236	
<i>Fed Agency: US Health & Human Services (HHS)</i>						
		93.000 / E8062 / Westat Inc HD-3-3345	Y		225,679	
			<u>Pass-through entity total:</u>		<u>323,489</u>	
<u>Western Carolina University</u>						
Cluster: Other Programs						
<i>Fed Agency: US Department of Commerce</i>						
		11.000 / A4617 / COM Western Carolina University	N	25,778		
			<u>Pass-through entity total:</u>	<u>25,778</u>		
<u>Westinghouse Savannah River Co</u>						
Cluster: 1R&D						
<i>Fed Agency: US Department of Energy (DOE)</i>						
		81.000 / A4690 / CAL DOE 2007-MDN2-36	Y	5,926		
			<u>Pass-through entity total:</u>	<u>5,926</u>		

Westinghouse Savannah River Co

FY08 SEFA Pass-through details

UNIVERSITY OF ILLINOIS
FY08 SCHEDULE OF EXPENDITURES OF FEDERAL AWARDS
Details for Pass-Through Federal Funding Received by UI as Subawardee and Funding Received from
Year Ended June 30, 2008

Pass-Through Entity

Cluster	Major Program	Urbana	Chicago	Springfield
Fed Agency CFDA Number / UI Grant Code / Award Title				
<u>Wildlife Conservation Society</u>				
Cluster: Other Programs				
<i>Fed Agency: United States Agency for International Development (AID)</i>				
98.000 / A4098 / AID Sub WCS	N	11,760		
	<u>Pass-through entity total:</u>	<u>11,760</u>		
<u>Wisconsin Department of Health and Family Services</u>				
Cluster: 1R&D				
<i>Fed Agency: US Environmental Protection Agency (EPA)</i>				
66.509 / E5998 / Wisconsin Department of Health	Y		21,639	
	<u>Pass-through entity total:</u>		<u>21,639</u>	
<u>Wizdom Systems Inc</u>				
Cluster: 1R&D				
<i>Fed Agency: US Department of Defense (DoD)</i>				
12.000 / E6103 / Wizdon Systems Inc	Y		3,149	
	<u>Pass-through entity total:</u>		<u>3,149</u>	
<u>Woods Hole Oceanographic Institution</u>				
Cluster: 1R&D				
<i>Fed Agency: Navy</i>				
12.300 / A4436 / Navy Sub WHOI A100532	Y	70,556		
	<u>Pass-through entity total:</u>	<u>70,556</u>		
<u>Wright State Univ</u>				
Cluster: 1R&D				
<i>Fed Agency: Army</i>				
12.431 / A6625 / Army Wright State 904-03-C-1788	Y	-233		
	<u>Pass-through entity total:</u>	<u>-233</u>		

Wright State Univ

UNIVERSITY OF ILLINOIS
FY08 SCHEDULE OF EXPENDITURES OF FEDERAL AWARDS
Details for Pass-Through Federal Funding Received by UI as Subawardee and Funding Received from
Year Ended June 30, 2008

Pass-Through Entity
Cluster

Fed Agency CFDA Number / UI Grant Code / Award Title	Major Program	Urbana	Chicago	Springf
<u>Yale University</u>				
Cluster: 1R&D				
<i>Fed Agency: National Institute of Child Health & Human Development</i>				
93.865 / E6034 / Yale University A06345	Y		31,895	
<i>Fed Agency: National Institute of Neurological Disorders & Stroke</i>				
93.853 / E5603 / Yale Univ A06760 M08288	Y		42	
<i>Fed Agency: National Institutes of Health (NIH)</i>				
93.853 / E6617 / Yale U A06379	Y		3,459	
93.865 / E6838 / Yale University A05972	Y		-37,808	
93.942 / A4446 / PHS SUB YALE A06673	Y	47,060		
93.942 / A5060 / PHS Sub Yale A06286	Y	-2,502		
	<u>Pass-through entity total:</u>	<u>44,558</u>	<u>-2,412</u>	

	<u>Urbana</u>	<u>Chicago</u>	<u>Springf</u>
GRAND TOTALS pass-through funding:	64,957,617	43,644,033	1,593

Major Program Codes:

Y - Cluster, program, or award tested as a major program
N - Not tested as a major program

Yale University

FY08 SEFA Pass-through details

**STATE OF ILLINOIS
UNIVERSITY OF ILLINOIS
NOTES TO SCHEDULE OF EXPENDITURES OF FEDERAL AWARDS
Year Ended June 30, 2008**

NOTE 1 - SCOPE OF AUDIT PURSUANT TO OMB CIRCULAR A-133

All federal grant operations of the University of Illinois (University) are included in the scope of the audit pursuant to Office of Management and Budget (OMB) Circular A-133, *Audits of States, Local Governments, and Non-Profit Organizations* (Single Audit). The Single Audit was performed in accordance with the provisions of the *OMB Circular A-133 Compliance Supplement*. Testing of all applicable compliance requirements, as described in the Compliance Supplement, was performed in accordance with the guidance provided by the Compliance Supplement. For programs not included in the Compliance Supplement, compliance testing was performed in accordance with the compliance requirements determined by researching the statutes, regulations, and grant agreements governing the individual programs or by researching the *Catalog of Federal Domestic Assistance*. Additionally, some agencies have developed audit guidance for programs not included in the Compliance Supplement. The University's major programs for which compliance testing was performed are as follows:

- Research and Development Cluster
- Student Financial Aid Cluster
- Food Stamps Cluster
- Child Care Cluster
- Biological Engineering
- National Resource Centers Programs for Foreign Language and Area Studies
- Midwest Training & Education Center
- Ryan White HIV / AIDS Ambulatory Outpatient
- Maternal & Child Health Block Grant

The Department of Education has been designated as the University's cognizant agency for the Single Audit.

NOTE 2 - FISCAL PERIOD AUDITED

Single Audit testing procedures were performed for program transactions occurring during the fiscal year ended June 30, 2008, in accordance with OMB Circular A-133.

NOTE 3 - BASIS OF PRESENTATION

The accompanying schedule of expenditures of federal awards includes the federal awards activity of the University of Illinois for the year ended June 30, 2008, and is presented on the accrual basis of accounting. The information in this schedule is presented in accordance with the requirements of OMB Circular A-133, *Audits of States, Local Governments, and Non-Profit Organizations*. Therefore, some amounts presented in this schedule may differ from amounts presented in, or used in the preparation of, the basic financial statements.

The schedule designates federal awards as direct, pass-through, or indirect. Direct awards represent federal funding awarded directly to the University by a federal funding agency. Pass-through awards are federal awards passed through a State of Illinois department or agency to the University. Indirect awards represent federal awards passed to the University through nongovernmental entities or governmental entities other than the State of Illinois.

**STATE OF ILLINOIS
UNIVERSITY OF ILLINOIS
NOTES TO SCHEDULE OF EXPENDITURES OF FEDERAL AWARDS
Year Ended June 30, 2008**

NOTE 4 - MAJOR PROGRAMS

In accordance with OMB Circular A-133, major programs of the University are an individual award or a number of awards in a category of federal awards determined to be major using a risk-based approach. The risk-based approach includes consideration of such criteria as current and prior audit experience, oversight by federal agencies and pass-through entities, and the inherent risk of the federal program. Under the risk-based approach, programs are classified as either "Type A" or "Type B." A Type A program is determined pursuant to formulas based on total federal awards expended. For the University, all programs with federal awards expended exceeding \$3 million are identified as Type A programs. Federal programs not identified as Type A programs are Type B programs.

NOTE 5 - STUDENT LOAN PROGRAMS

As disclosed in the non-cash federal awards section of the Schedule of Expenditures of Federal Awards, the Federal Direct Student Loans Program (CFDA 84.268) administered by the University awarded approximately \$155.6 million at the Urbana Campus and \$153.2 million at the Chicago Campus. The value of federal loans issued at the Springfield Campus under the Federal Family Education Loans Program (CFDA 84.032) totaled approximately \$14.8 million.

There were no federal capital contributions received for the year ended June 30, 2008 under the Federal Perkins Loan Program (Perkins), the Loans to Disadvantaged Students Program (LDS), or the Nursing Student Loans Program (Nursing). The Health Professions Student Loans Program (HPSL) received \$20,819 and the Nurse Faculty Loan Program (NFLP) received \$22,624 in federal capital contributions for the year ended June 30, 2008.

The values of new loans issued to students for the year ended June 30, 2008 were approximately \$5.6 million for Perkins (CFDA 84.038), \$1.8 million for HPSL (CFDA 93.342), \$89,057 for LDS (CFDA 93.342), \$30,524 for NFLP (CFDA 93.264), and \$180,419 for Nursing (CFDA 93.364).

The total loan balances outstanding at June 30, 2008 were approximately \$41.9 million for Perkins, \$8.4 million for HPSL, \$.5 million for LDS, \$.2 million for NFLP, and \$.7 million for Nursing.

NOTE 6 - CHILD CARE CLUSTER

The University of Illinois received a pass-through grant from Illinois Department of Human Services (IDHS) to review the applications of families seeking subsidized day care. The University expended federal funds in the amount of \$283,074 during fiscal year ended June 30, 2008 to provide this service. The applications were reviewed according to guidelines set by IDHS, who was the prime recipient of the federal funds. As a result of the University's application review, the State Comptroller distributed \$9,852,309 of federal funds to day care providers. The application review procedures under this program were audited as part of this year's audit.

**STATE OF ILLINOIS
UNIVERSITY OF ILLINOIS
NOTES TO SCHEDULE OF EXPENDITURES OF FEDERAL AWARDS
Year Ended June 30, 2008**

NOTE 7 - SUBRECIPIENTS

Of the federal expenditures presented in the schedule, the University provided federal awards to subrecipients as follows:

<u>Federal Agency Name/CFDA Number</u>	<u>CFDA Program Name</u>	<u>Amount Provided to Subrecipients</u>
U.S. CORPORATION FOR NATIONAL AND COMMUNITY SERVICE		
94.006	AmeriCorps	\$ 186,438
U.S. HOUSING AND URBAN DEVELOPMENT (HUD)		
14.218	Community Development Block Grants	12,260
14.902	Lead Technical Studies Grant	113,277
U.S. INSTITUTE OF MUSEUM AND LIBRARY SERVICES (IMLS)		
45.301	Museums for America	203,500
45.312	National Leadership Grants	2,000
45.313	Laura Bush 21st Century Librarian Program	21,216
U.S. SOCIAL SECURITY ADMINISTRATION		
96.000	Social Security Administration (general)	179,566
96.007	Social Security_Research and Demonstration	(930)
U.S. AGENCY FOR INTERNATIONAL DEVELOPMENT (AID)		
98.000	Agency for International Development	65,605
U.S. DEPARTMENT OF AGRICULTURE (USDA)		
10.000	Dept of Agriculture (general)	12,677
10.200	Grants for Agricultural Research, Special Research Grants	595,980
10.206	Grants for Agricultural Research_Competitive Research Grants	65,809
10.206	Grants for Agricultural Research_Competitive Research Grants	4,900,422
10.217	Higher Education Challenge Grants	73,177
10.500	Cooperative Extension Service	10,000
10.561	State Aministrative Matching Grants for Food Stamp Program	120,135
10.902	Soil & Water Conservation	10,426
U.S. DEPARTMENT OF COMMERCE		
11.609	Measurement and Engineering Research and Standards	20,133
11.417	Sea Grant Support	570,449
11.419	Coastal Zone Management Administration Awards	16,547
U.S. DEPARTMENT OF DEFENSE - AIR FORCE		
12.000	Dept of Defense (general)	211,382
12.000	Dept of Defense (general)	28,599
12.630	Basic, Applied, and Advanced Research in Science and Engineering	1,567,760
12.800	Air Force Defense Research Sciences Program	163,593
12.800	Air Force Defense Research Sciences Program	541,903
12.800	Air Force Defense Research Sciences Program	109,137
12.910	Research and Technology Development	1,680,009

**STATE OF ILLINOIS
UNIVERSITY OF ILLINOIS
NOTES TO SCHEDULE OF EXPENDITURES OF FEDERAL AWARDS
Year Ended June 30, 2008**

NOTE 7 - SUBRECIPIENTS (Continued)

<u>Federal Agency Name/CFDA Number</u>	<u>CFDA Program Name</u>	<u>Amount Provided to Subrecipients</u>
U.S. DEPARTMENT OF DEFENSE- ARMY		
12.000	Dept of Defense (general)	18,000
12.420	Military Medical Research and Development	22,932
12.431	Basic Scientific Research	274,211
U.S. DEPARTMENT OF DEFENSE-ARMY CERL CHAMPAIGN		
12.000	Dept of Defense (general)	322,644
U.S. DEPARTMENT OF DEFENSE- ARMY RESEARCH OFFICE (ARO)		
12.000	Dept of Defense (general)	5,000
12.431	Basic Scientific Research	1,368,472
U.S. DEPARTMENT OF DEFENSE- DEFENSE ADVANCED RESEARCH PROJECTS AGENCY (DARPA)		
12.000	Dept of Defense (general)	242,562
12.910	Research and Technology Development	2,171,866
U.S. DEPARTMENT OF DEFENSE - NATIONAL CENTER FOR DEFENSE MANUFACTURING AND MACHINING (NCDMM)		
12.000	Dept of Defense (general)	11,100
U.S. DEPARTMENT OF DEFENSE- OFFICE OF NAVAL RESEARCH (ONR)		
12.300	Basic and Applied Scientific Research	1,061,526
U.S. DEPARTMENT OF DEFENSE - BOLLING AIR FORCE BASE		
12.000	Dept of Defense (general)	59,777
U.S. DEPARTMENT OF EDUCATION		
84.015	National Resource Centers and Fellowships Program	457,652
84.116	Fund for the Improvement of Postsecondary Education	27,141
84.133	National Institute on Disability and Rehabilitation Research	692,258
84.305	Education Research, Development and Dissemination	18,079
84.324	Research in Special Education	87,622
84.325	Special Education - Personnel Development	28,159
84.326	Special Education_Technical Assistance and Dissemination	74,642
84.336	Teacher Quality Enhancement Grants	(8,000)
84.359	Early Reading First	34,850
U.S. DEPARTMENT OF ENERGY (DOE)		
81.000	Dept of Energy (general)	200,158
81.049	Office of Science Financial Assistance Program	12,463
81.000	Dept of Energy (general)	27,372
81.000	Dept of Energy (general)	97,839
81.089	Fossil Energy Research and Development	644,066
81.041	State Energy Program	266,088
81.049	Office of Science Financial Assistance Program	53,927
81.086	Conservation Research and Development	23,580
81.087	Renewable Energy Research and Development	156,794

**STATE OF ILLINOIS
UNIVERSITY OF ILLINOIS
NOTES TO SCHEDULE OF EXPENDITURES OF FEDERAL AWARDS
Year Ended June 30, 2008**

NOTE 7 - SUBRECIPIENTS (Continued)

<u>Federal Agency Name/CFDA Number</u>	<u>CFDA Program Name</u>	<u>Amount Provided to Subrecipients</u>
U.S. DEPARTMENT OF HOMELAND SECURITY - FEDERAL EMERGENCY MANAGEMENT AGENCY (FEMA)		
97.017	Pre-Disaster Mitigation (PDM) Competitive Grants	63,122
U.S. DEPARTMENT OF HOMELAND SECURITY - (USDHS)		
97.044	Assistance to Firefighters Grant	8,000
U.S. DEPARTMENT OF INTERIOR- GEOLOGICAL SURVEY		
15.805	Assistance to State Water Resources Research Institutes	55,546
15.808	U.S. Geological Survey_ Research and Data Collection	587
15.978	Upper Mississippi River System Long Term Resource Monitoring Program	149,262
U.S. DEPARTMENT OF INTERIOR- FISH & WILDLIFE		
15.634	State Wildlife Grants	55,035
U.S. DEPARTMENT OF JUSTICE (DOJ)		
16.000	Dept of Justice (general)	20,206
16.540	Juvenile Justice & Delinquency Provention	33,113
16.560	National Institute of Justice Research Evaluation and Development Project Grants	7,145
16.580	Edward Byrne Memorial State & Local Law Enforcement Assistance Discretionary Grants Program	1,385
16.710	Public Safety Partnership & Community Policing Grants	10,000
U.S. DEPARTMENT OF TRANSPORTATION (DOT)		
20.000	Dept of Transportation (general)	37,343
20.109	Air Transportation Centers of Excellence	7,175
20.205	Highway Planning and Construction	662,193
20.205	Highway Planning and Construction	65,756
20.600	State & Community Highway Safety	17,500
U.S. ENVIRONMENTAL PROTECTION AGENCY (EPA)		
66.305	Compliance Assistance Support for Services to the Regulated Community	93,407
66.469	Great Lakes Program	1,599
66.500	Environmental Protection Comprehensive Research Grants	206,495
66.606	Surveys Studies Investigations and Special Purpose Grants	164
U.S. HHS-HEALTH & HUMAN SERVICES		
93.226	Research on Healthcare Costs, Quality and Outcomes	121,504
93.208	Great Lakes Human Health Effects Research	50,224
U.S. HHS - CENTERS FOR DISEASE CONTROL AND PREVENTION (CDC)		
93.000	Dept of Heath and Human Services (general)	57,449
93.184	Disabilities Prevention	190,082
93.262	Occupational Safety and Health Program	116,398
93.283	Centers for Disease Control and Prevention	301,998
93.940	HIV Prevention Activities	12,260
93.943	Epidemiologic Research Studies of Acquired Immunodeficiency Syndrome and Human Immunodeficiency Virus Infection	181,236
93.945	Assistance Programs for Chronic Disease Prevention and Control	20,500

**STATE OF ILLINOIS
UNIVERSITY OF ILLINOIS
NOTES TO SCHEDULE OF EXPENDITURES OF FEDERAL AWARDS
Year Ended June 30, 2008**

NOTE 7 - SUBRECIPIENTS (Continued)

Federal Agency Name/CFDA Number	CFDA Program Name	Amount Provided to Subrecipients
U.S. HHS- HEALTH RESOURCES AND SERVICES ADMINISTRATION (HRSA)		
93.110	Maternal and Child Health Federal Consolidated Programs	3,000
93.145	AIDS Education and Training Centers	1,559,375
93.247	Advanced Education Nursing Grant Program	16,050
93.249	Public Health Training Centers Grant Program	30,000
93.918	Grants to Provide Outpatient Early Intervention Services	23,554
93.924	Ryan White HIV/AIDS Dental Reimbursements	38,571
93.928	Special Projects of National Significance	8,537
93.914	HIV Emergency Relief Project Grants	35,403
U.S. HHS-JOHN E FOGARTY INTERNATIONAL CENTER		
93.989	International Research and Research Training	197,393
U.S. HHS- NATIONAL CANCER INSTITUTE		
93.393	Cancer Cause and Prevention Research	283,871
93.394	Cancer Detection and Diagnosis Research	308,299
93.395	Cancer Treatment Research	96,317
93.396	Cancer Biology Research	15,272
93.399	Cancer Control	957,925
U.S. HHS- NATIONAL CENTER FOR COMPLEMENTARY & ALTERNATIVE		
93.213	Research and Training in Complementary and Alternative Medicine	46,094
U.S. HHS- NATIONAL CENTER FOR INJURY PREVENTION AND CONTROL		
93.136	Injury Prevention and Control Research and State	162,656
U.S. HHS- NATIONAL CENTER FOR RESEARCH RESOURCES		
93.389	National Center for Research Resources	151,232
U.S. HHS- NATIONAL CENTER MINORITY HEALTH & HEALTH DISPARITIES		
93.307	Minority Health and Health Disparities Research	11,445
U.S. HHS- NATIONAL EYE INSTITUTE		
93.867	Vision Research	328,983
U.S. HHS- NATIONAL HEART LUNG & BLOOD INSTITUTE		
93.837	Heart and Vascular Diseases Research	357,655
93.838	Lung Diseases Research	44,036
93.839	Blood Diseases and Resources Research	56,183
U.S. HHS- NATIONAL INSTITUTE FOR OCCIPATIONAL SAFETY AND HEALTH		
93.262	Occupational Safety and Health Program	164,779
U.S. HHS- NATIONAL INSTITUTE OF ALLERGY & INFECTIOUS DISEASES		
93.855	Allergy, Immunology and Transplantation Research	738,723
93.856	Microbiology and Infectious Diseases Research	1,327,363

**STATE OF ILLINOIS
UNIVERSITY OF ILLINOIS
NOTES TO SCHEDULE OF EXPENDITURES OF FEDERAL AWARDS
Year Ended June 30, 2008**

NOTE 7 - SUBRECIPIENTS (Continued)

<u>Federal Agency Name/CFDA Number</u>	<u>CFDA Program Name</u>	<u>Amount Provided to Subrecipients</u>
U.S. HHS- NATIONAL INSTITUTE OF BIOMEDICAL IMAGING & BIOENGINEERING		
93.286	Discovery & Applied Research for Technological Innovations to Improve Human Health	39,228
U.S. HHS- NATIONAL INSTITUTE OF CHILD HEALTH & HUMAN DEVELOPMENT		
93.000	Dept of Health & Human Development (general)	408,748
93.865	Child Health and Human Development Extramural Research	312,374
U.S. HHS- NATIONAL INSTITUTE OF DENTAL & CRANIOFACIAL RESEARCH		
93.121	Oral Diseases and Disorders Research	34,753
U.S. HHS- NATIONAL INSTITUTE OF DIABETES & DIGESTIVE & KIDNEY DISEASES		
93.000	Dept of Health & Human Development (general)	146,949
93.279	Drug Abuse and Addiction Research Programs	12,567
93.849	Kidney Diseases, Urology and Hematology Research	173,088
U.S. HHS- NATIONAL INSTITUTE OF ENVIRONMENTAL & HEALTH SCIENCES		
93.113	Environmental Health	102,628
93.115	Biometry and Risk Estimation Health Risks	18,421
U.S. HHS- NATIONAL INSTITUTE OF GENERAL MEDICAL SCIENCES		
93.390	Academic Research Enhancement Award	203,370
93.859	Biomedical Research and Research Training	1,903,217
U.S. HHS- NATIONAL INSTITUTE OF MENTAL HEALTH		
93.242	Mental Health Research Grants	999,463
U.S. HHS- NATIONAL INSTITUTE OF NEUROLOGICAL DISORDERS & STROKE		
93.853	Extramural Research Programs in the Neurosciences	64,981
U.S. HHS- NATIONAL INSTITUTE ON NURSING RESEARCH		
93.361	Nursing Research	815,779
U.S. HHS- NATIONAL INSTITUTE ON AGING		
93.866	Aging Research	141,415
U.S. HHS- NATIONAL INSTITUTE ON DEAFNESS & OTHER HEARING DISORDERS		
93.173	Research Related to Deafness and Communication Disorders	187,221
U.S. HHS- NATIONAL INSTITUTE ON DRUG ABUSE		
93.277	Career Development Awards	11,250
93.279	Drug Abuse and Addiction Research Programs	640,710

**STATE OF ILLINOIS
UNIVERSITY OF ILLINOIS
NOTES TO SCHEDULE OF EXPENDITURES OF FEDERAL AWARDS
Year Ended June 30, 2008**

NOTE 7 - SUBRECIPIENTS (Continued)

Federal Agency Name/CFDA Number	CFDA Program Name	Amount Provided to Subrecipients
U.S. HHS- NATIONAL INSTITUTES OF HEALTH (NIH)		
93.000	Dept of Health & Human Services (general)	636,830
93.113	Environmental Health	14,097
93.115	Biometry and Risk Estimation_Health Risks from Environmental Exposures	171,250
93.173	Research Related to Deafness and Communication Disorders	352,958
93.242	Mental Health Research Grants	91,197
93.273	Alcohol Research Programs	50,851
93.279	Drug Abuse and Addiction Research Programs	69,763
93.286	Discovery & Applied Research for Technological Innovations to Improve Human Health	118,951
93.393	Cancer Cause and Prevention Research	174,528
93.394	Cancer Detection and Diagnosis Research	22,321
93.837	Heart and Vascular Diseases Research	210,567
93.853	Extramural Research Programs in the Neurosciences	234,678
93.855	Allergy, Immunology and Transplantation Research	217,443
93.856	Microbiology and Infectious Diseases Research	76,567
93.859	Biomedical Research and Research Training	328,335
93.865	Child Health and Human Development Extramural Research	127,831
93.866	Aging Research	153,928
93.867	Vision Research	1,132,421
93.989	International Research and Research Training	177,883
U.S. HHS- NATIONAL LIBRARY OF MEDICINE		
93.879	Medical Library Assistance	226,952
U.S. HHS- NATIONAL INSTITUTE OF ARTHRITIS & MUSCULOSKELETAL & SKIN DISEASES		
93.846	Arthritis, Musculoskeletal and Skin Diseases Research	24,333
U.S. HHS- SUBSTANCE ABUSE & MENTAL HEALTH SERVICES ADMINISTRATION (SAMHSA)		
93.230	Consolidated Knowledge Development and Application (KDA) Program	127,270
93.234	Traumatic Brain Injury State Demonstration Grant Program	17,173
U.S. HHS- US HEALTH & HUMAN SERVICES (HHS)		
93.000	Dept of Health & Human Services (general)	85,781
93.008	Medical Reserve Corps Small Grant Program	112,616
93.129	Technical and Non-Financial Assistance to Health Centers	(255)
93.279	Drug Abuse & Addiction Research Programs	32,390
93.600	Head Start	1,053,119
93.837	Heart and Vascular Diseases Research	28,227
93.971	Health Professions Preparatory Scholarship Program	25,000
94.006	AmeriCorps	141,194

**STATE OF ILLINOIS
UNIVERSITY OF ILLINOIS
NOTES TO SCHEDULE OF EXPENDITURES OF FEDERAL AWARDS
Year Ended June 30, 2008**

NOTE 7 - SUBRECIPIENTS (Continued)

<u>Federal Agency Name/CFDA Number</u>	<u>CFDA Program Name</u>	<u>Amount Provided to Subrecipients</u>
U.S. NASA		
43.000	NASA (general)	728,718
43.000	NASA (general)	77,863
43.000	NASA (general)	278,903
43.000	NASA (general)	3,174
43.000	NASA (general)	67,910
43.000	NASA (general)	45,681
43.002	Technology Transfer	68,114
U.S. NATIONAL ENDOWMENT FOR THE ARTS (NEA)		
45.026	Promotion of the Arts Leadership Initiatives	5,566
U.S. NATIONAL SCIENCE FOUNDATION (NSF)		
47.000	National Science Foundation (general)	25,070
47.041	Engineering Grants	3,175,562
47.049	Mathematical and Physical Sciences	963,508
47.050	Geosciences	393,643
47.070	Computer and Information Science and Engineering	3,026,394
47.074	Biological Sciences	720,298
47.075	Social, Behavioral, and Economic Sciences	133,511
47.076	Education and Human Resources	151,247
47.078	Polar Programs	29,600
47.080	Office of Cyberinfrastructure	9,014
U.S. SMALL BUSINESS ADMINISTRATION		
59.000	Small Business Administration	<u>365,397</u>
TOTAL PROVIDED TO SUBRECIPIENTS		<u>\$ 52,164,784</u>